

SIEMENS



SIRIUS

Industrial Controls

Catalog
IC 10

Edition
2020

[siemens.com/sirius](https://www.siemens.com/sirius)

Commanding and Signaling Devices




	Price groups PG 41J, 41K, 42C
13/2	Introduction
	SIRIUS ACT pushbuttons and indicator lights
13/5	General data <u>Actuators and indicators, 22 mm, round, plastic, black</u>
13/21	Complete units
13/28	Compact units
13/31	Actuating and signaling elements NEW <u>Actuators and indicators, 22 mm, plastic with metal front ring, matte</u>
13/43	Complete units
13/49	Compact units
13/52	Actuating and signaling elements NEW <u>Actuators and indicators, 22 mm, metal, shiny</u>
13/64	Complete units
13/71	Compact units
13/74	Actuating and signaling elements <u>Actuators and indicators, flat, 30 mm, metal, matte</u>
13/86	Actuating and signaling elements <u>Actuators and indicators, customized designs</u>
13/89	Special locks
13/90	Laser inscriptions <u>Holders</u>
13/91	Holders without module
13/92	Holders with module NEW <u>Modules for actuators and indicators</u>
13/94	Contact modules
13/98	LED modules NEW
13/100	AS-Interface modules
13/101	Electronic modules for IO-Link
13/101	Support terminals
13/102	Electronic modules for ID key-operated switches
13/103	Interface modules for PROFINET NEW
13/103	Terminal modules for PROFINET <u>Enclosures</u>
13/104	General data
13/105	Empty enclosures
13/106	Pushbuttons and indicator lights in the enclosure
13/111	Pushbuttons and indicator lights in the enclosure for AS-Interface
13/114	Pushbuttons and indicator lights in the enclosure for IO-Link NEW
13/114	Pushbuttons and indicator lights in the enclosure for PROFINET NEW
13/115	Modules for enclosures NEW
13/119	Two-hand operation consoles

	<u>Accessories</u>
	<u>Labels</u>
13/120	- Insert labels
13/123	- Label holders for labeling plates
13/125	- Labeling plates
13/132	- Labeling plates for enclosures
13/136	- Labels for laser printers
13/137	- Other labels
13/139	Protection/access protection
13/145	Actuators
13/148	Enclosures
13/150	Miscellaneous accessories
	SIRIUS 3SB2 pushbuttons and indicator lights, 16 mm
13/152	General data
13/155	Complete units
13/157	Actuating and signaling elements
13/159	Contact blocks and lampholders <u>Accessories and spare parts</u>
13/161	Insert labels and insert caps
13/165	Backing plates
13/166	Mounting parts and components
	SIRIUS 3SE7 cable-operated switches
13/168	3SE7 metal enclosures NEW
	SIRIUS 3SE2, 3SE3 foot switches
13/172	Plastic and metal enclosures
	SIRIUS 8WD4 signaling columns
13/174	General data
13/177	8WD42 signaling columns, 50 mm diameter
13/179	8WD44 signaling columns, 70 mm diameter NEW
	SIRIUS 8WD5 integrated signal lamps
13/184	8WD53 integrated signal lamps, 70 mm diameter
13/16	<u>Note:</u> SIRIUS ACT pushbuttons and indicator lights can also be ordered in practical multi-unit packaging. Example: 3SU1000-1AA10-0AA0 Z X90; pack of 50


Commanding and Signaling Devices

Introduction

Overview



3SU1.0



3SU1.3

Pushbuttons and indicator lights

Designs

Nominal diameter
Version


22 mm
Plastic

22 mm
Plastic
with metal front ring, matte

	Complete units	Compact units	Actuating/ signaling elements	Complete units	Compact units	Actuating/ signaling elements
Actuators						
Pushbuttons	✓ see p. 13/21	--	✓ see p. 13/31	✓ see p. 13/43	--	✓ see p. 13/52
Illuminated pushbuttons	✓ see p. 13/21	--	✓ see p. 13/32	✓ see p. 13/43	--	✓ see p. 13/53
Mushroom pushbuttons	✓ see p. 13/23	--	✓ see p. 13/34	✓ see p. 13/45	--	✓ see p. 13/55
EMERGENCY STOP mushroom pushbuttons	✓ see p. 13/23	--	✓ see p. 13/35	✓ see p. 13/45	--	✓ see p. 13/56
Selector switches	✓ see p. 13/24	--	✓ see p. 13/37	✓ see p. 13/46	--	✓ see p. 13/58
Key-operated switches	✓ see p. 13/25	--	✓ see p. 13/39	✓ see p. 13/47	--	✓ see p. 13/60
ID key-operated switches	--	--	✓ see p. 13/41	--	--	✓ see p. 13/62
Twin pushbuttons	--	--	✓ see p. 13/33	--	--	✓ see p. 13/54
Quadruple pushbuttons	--	--	✓ see p. 13/33	--	--	✓ see p. 13/54
Toggle switches	--	--	✓ see p. 13/36	--	--	✓ see p. 13/57
Coordinate switches	✓ see p. 13/26	--	✓ see p. 13/42	✓ see p. 13/47	--	✓ see p. 13/63
Sensor switches	--	✓ see p. 13/29	--	--	✓ see p. 13/50	--
Potentiometers	--	✓ see p. 13/29	--	--	✓ see p. 13/51	--
Pushbuttons with extended stroke	--	✓ see p. 13/30	--	--	✓ see p. 13/51	--
Indicators						
Indicator lights	✓ see p. 13/27	--	✓ see p. 13/42	✓ see p. 13/48	--	✓ see p. 13/63
Indicator lights in illuminated pushbutton design	--	--	✓ see p. 13/42	--	--	✓ see p. 13/63
Indicator lights with "traffic light" LED	--	✓ see p. 13/28	--	--	✓ see p. 13/49	--
Acoustic signaling devices	--	✓ see p. 13/29	--	--	✓ see p. 13/50	--
Contact modules						
1-pole	✓ see p. 13/94					
LED modules						
Module with integrated LED	✓ see p. 13/98, 13/99, 13/116, 13/117					
Connections						
Screw terminals	✓	✓	✓	✓	✓	✓
Spring-loaded terminals	✓	--	✓	✓	--	✓
Solder pins	--	--	✓	--	--	✓
AS-Interface	✓	--	✓	✓	--	✓
IO-Link	--	--	✓	--	--	✓
PROFINET	--	--	✓	--	--	✓

✓ Available

-- Not available



	3SU1.5			3SU1.6			3SB2
Pushbuttons and indicator lights							
Designs							
Nominal diameter	22 mm			30 mm			16 mm
Version	Metal, shiny			Metal, matte, flat			Plastic, round
	Complete units	Compact units	Actuating/ signaling elements	Complete units	Compact units	Actuating/ signaling elements	
Actuators							
Pushbuttons	✓ see p. 13/64	--	✓ see p. 13/74	--	--	✓ see p. 13/86	✓ see p. 13/157
Illuminated pushbuttons	✓ see p. 13/64	--	✓ see p. 13/75	--	--	✓ see p. 13/86	✓ see p. 13/157
Mushroom pushbuttons	✓ see p. 13/66	--	✓ see p. 13/77	--	--	--	--
EMERGENCY STOP mushroom pushbuttons	✓ see p. 13/67	--	✓ see p. 13/78	--	--	--	✓ see p. 13/157
Selector switches	✓ see p. 13/68	--	✓ see p. 13/80	--	--	✓ see p. 13/87	✓ see p. 13/157
Key-operated switches	✓ see p. 13/69	--	✓ see p. 13/83	--	--	✓ see p. 13/88	✓ see p. 13/158
Twin pushbuttons	--	--	✓ see p. 13/76	--	--	--	--
Toggle switches	--	--	✓ see p. 13/80	--	--	--	--
Coordinate switches	✓ see p. 13/69	--	✓ see p. 13/85	--	--	--	--
Potentiometers	--	✓ see p. 13/72	--	--	--	--	--
Pushbuttons with extended stroke	--	✓ see p. 13/73	--	--	--	--	--
Indicators							
Indicator lights	✓ see p. 13/70	--	✓ see p. 13/85	--	--	✓ see p. 13/88	✓ see p. 13/156
Indicator lights with "traffic light" LED	--	✓ see p. 13/71	--	--	--	--	--
Acoustic signaling devices	--	✓ see p. 13/72	--	--	--	--	--
Contact modules							
1-pole	✓ see p. 13/94, 13/115						--
LED modules							
Wedge bases	--	--	--	--	--	--	✓ see p. 13/166
Module with integrated LED	✓ see p. 13/98, 13/99, 13/116, 13/117						
Connections							
Plug-in connection	--	--	--	--	--	--	✓
Screw terminals	✓	✓	✓	✓	✓	✓	--
Spring-loaded terminals	✓	✓	✓	✓	✓	✓	--
Solder pins	✓	✓	✓	✓	✓	✓	✓
AS-Interface	✓	✓	✓	✓	✓	✓	--
IO-Link	✓	✓	✓	✓	✓	✓	--
PROFINET	--	--	✓	--	--	✓	--

✓ Available

-- Not available

Note:

Safety characteristics, see page 16/6.

AS-Interface solutions

Pushbuttons and indicator lights of the SIRIUS ACT series can be connected to the AS-Interface communication system quickly and easily with the help of various solutions.

For AS-Interface solutions, see Catalog IK PI.

AS-Interface EMERGENCY STOP according to ISO 13850

Using special modules, EMERGENCY STOP devices according to ISO 13850 can be directly connected through the standard AS-Interface with safety-related communication (see page 13/100).

AS-Interface enclosures

Enclosures with standard fittings are listed in this catalog. For customized enclosures, use the SIRIUS ACT Configurator to select the elements for equipping (see page 13/111).

Commanding and Signaling Devices

Introduction



	3SU18	3SU18	3SE7	3SE29, 3SE39
	Enclosures	Two-hand operation consoles	Cable-operated switches	Foot switches
Enclosures				
Plastic	✓	✓	--	✓
Metal	✓	✓	✓	✓
Actuators				
Pushbuttons	✓	--	✓	✓
Illuminated pushbuttons	--	--	--	--
Mushroom pushbuttons	✓	✓	--	--
EMERGENCY STOP mushroom pushbuttons	✓	✓	✓	--
Selector switches	✓	--	--	--
Key-operated switches	✓	--	--	--
Cable-operated switches	--	--	✓	--
Indicators				
Indicator lights	✓	--	✓	--
Acoustic signaling devices	✓	--	--	--
Contact modules				
1-/2-pole	✓/--	✓	--/✓	--/✓
3-/4-pole	--	--	✓	✓
Connections				
Screw terminals	✓	✓	✓	✓
AS-Interface	✓	--	--	--
IO-Link	✓	--	--	--
PROFINET	✓	--	--	--
Pages	see p. 13/104	see p. 13/119	see p. 13/168	see p. 13/172

✓ Available

-- Not available



	8WD42, 8WD44	8WD53
	Signaling columns	Integrated signal lamps
Enclosures		
Plastic	✓	✓
Illumination		
Incandescent lamps	✓	✓
LEDs	✓	✓
Flashlights	✓	✓
Connections		
Screw terminals	✓	✓
Spring-loaded terminals	✓	--
AS-Interface	✓	--
IO-Link	✓	--
Pages	see p. 13/174	see p. 13/184

✓ Available

-- Not available

Overview



SIRIUS ACT pushbuttons and indicator lights

SIRIUS ACT – commanding and signaling

SIRIUS ACT is a modular system of pushbuttons and indicator lights for front plate mounting and rear-mounted electrical modules. Thanks to SIRIUS ACT with PROFINET, pushbuttons and indicator lights can be connected directly via PROFINET to the controller and HMI devices – including with Safety functions. Engineering and commissioning are simplified no end by the TIA Portal.

Extensive portfolio

- Customized variants, e.g. special tumbler arrangements, labeling, equipped enclosures
- Communication-enabled thanks to direct interfacing to AS-Interface, IO-Link or PROFINET

Diverse possible applications

- National and international approvals
- Many trade approvals
- Short delivery times thanks to global availability

Standards

- IEC/EN 60947-1
- IEC/EN 60947-5-1
- IEC/EN 60947-5-5 for EMERGENCY STOP devices

More information

Homepage, see www.siemens.com/sirius-act

Industry Mall, see www.siemens.com/product?3SU1

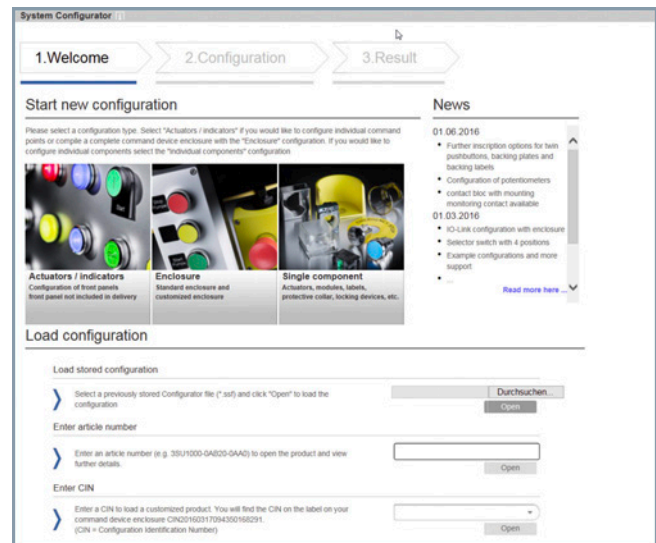
Configurator, see www.siemens.com/sirius-act/configurator

Conversion tool for article numbers, see www.siemens.com/sirius/conversion-tool

Manual, see <https://support.industry.siemens.com/cs/ww/en/view/107542462>

TIA Portal, see www.siemens.com/TIA

Configurator



- Fast, simple selection by intuitive navigation through clearly-organized menus using drag & drop
- Image preview of selected components
- Inscription of pushbuttons and labeling plates using the interactive inscription tool
- Once created, a configuration can be ordered as often as required using the customer-specific article number and the CIN (Configuration Identification Number)
- Everything at a glance: Product data sheets, certificates, dimensional drawings, list prices, inscription tool


Commanding and Signaling Devices

SIRIUS ACT Pushbuttons and Indicator Lights

General data

Benefits

Design



SIRIUS ACT is available in four design lines.

Ruggedness



- Degree of protection IP66, IP67, IP69 (IP69K)

IP66

6 = Protection against the ingress of dust

6 = Protection against powerful splash-water

IP67

6 = Protection against the ingress of dust

7 = Protection against temporary immersion

IP69 (IP69K)

6 = Protection against the ingress of dust

9/9K = Protection against water in high-pressure cleaning (approx. 80 bar) and high water jet temperatures (approx. 80 °C)


- Service life of 100 000 hours thanks to use of LEDs
- Media resistance (chemicals) thanks to solid stainless steel and high-grade plastics
- Mechanical endurance of 10×10^6 operating cycles
- Suitable for use in extreme environments
- Reliable, friction-locked fixing with just one screw
- Design stability according to use
- Simple geometry for mounting holes

Communication



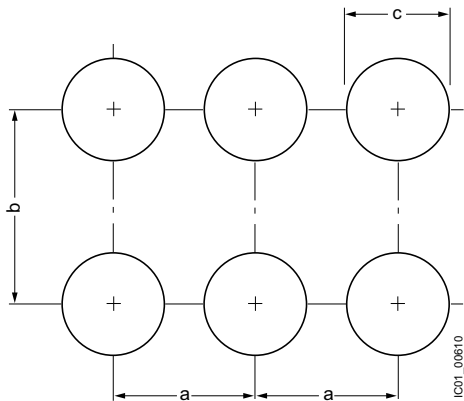
- Direct connection of the enclosure to AS-Interface or IO-Link
- Direct connection in the control cabinet to PROFINET, IO-Link or AS-Interface
- Can be integrated easily via the TIA Portal

Easy handling



- Self-holding function of the actuator when mounting
- Twist prevention integrated into patented holder design
- Stackable contact modules
- Self-explanatory and fast installation using one hand
- Components can be mounted with holder removed
- No special tools required, simple size 2 screwdriver (cross-tip DIN ISO 87641PZD1, flat-head DIN ISO 2380-1 A/B 1x4.5) is sufficient

Mounting dimensions



	Minimum clearance		
	a	b	c
	mm	mm	mm
22 mm plastic, plastic with metal front ring, metal for front plate thickness 1 ... 6 mm			
3-slot holder	30	40	22.3 ^{+0.4}
4-slot holder	40	40	22.3 ^{+0.4}
30 mm metal, matte for front plate thickness 1 ... 4 mm			
3-slot holder	40	45	30.5 ^{+0.5}

Versions

SIRIUS ACT is a modular system of pushbuttons and indicator lights with which customized variants can be configured flexibly.

One command point comprises:

- An actuating or signaling element in front of the control panel
- A holder for securing behind the control panel
- Up to six contact modules and/or one LED module (mounted onto the holder), 1-pole contacts can be stacked
- A comprehensive range of accessories for inscription/markings

Complete units

Complete units made up of an actuating or signaling element, holder and contact modules and/or LED modules are offered for the most frequent application cases. The electrical parts are integrated and only have to be wired.

Compact units

Signaling devices, sensor switches, pushbuttons with extended stroke and potentiometers are available as compact units. The electronic circuitry is already integrated in these devices, i.e. it is not necessary to snap on a contact or LED module.



- 1 Actuator
- 2 Holder
- 3 LED module
- 4 NO contact



- 1 Indicator light with integrated electronics
- 2 Holder

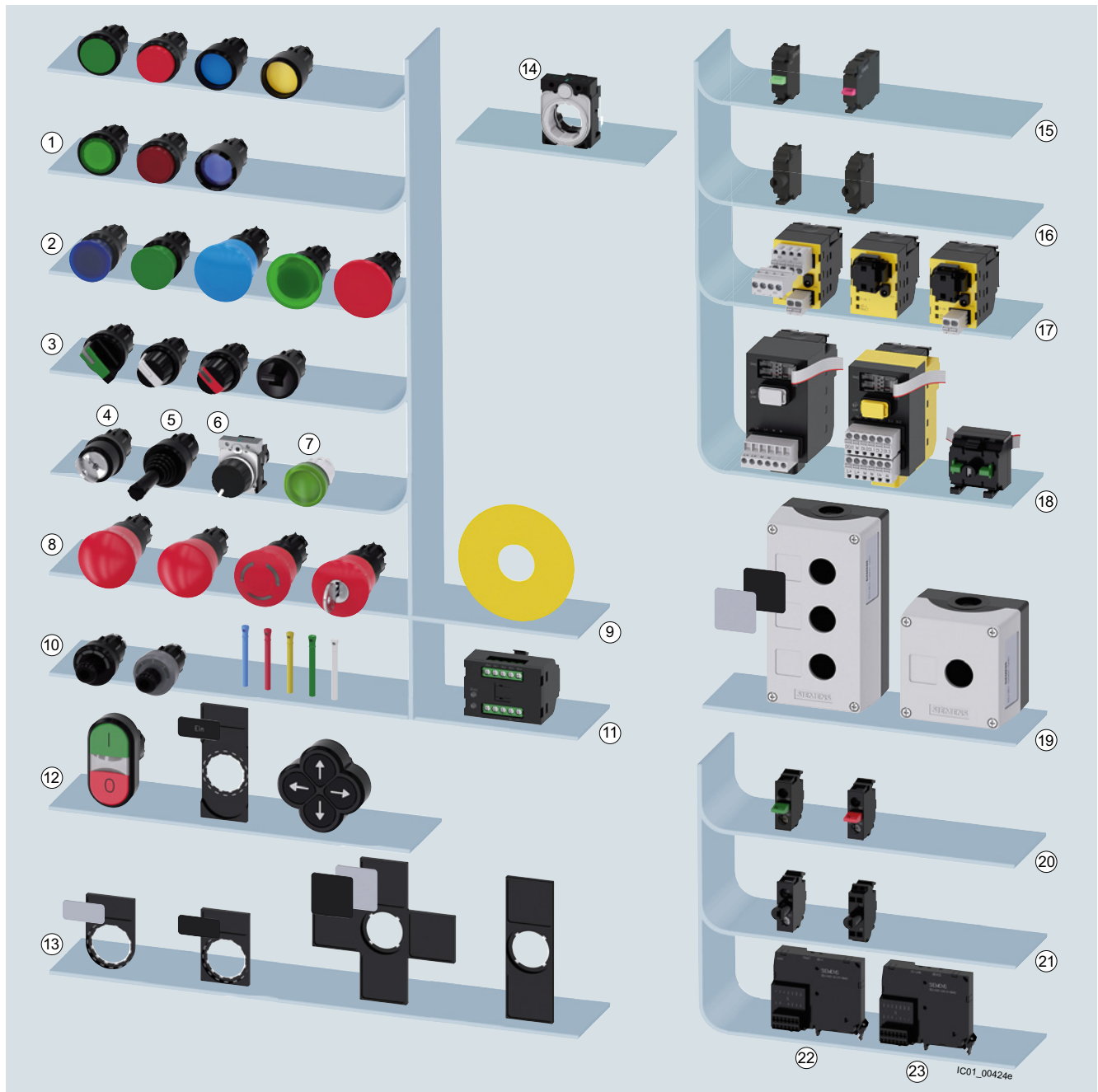
Complete units	Pages	Compact units	Pages
Plastic, black	13/21	Plastic, black	13/28
Plastic with metal front ring, matte	13/43	Plastic with metal front ring, matte	13/49
Metal, shiny	13/64	Metal, shiny	13/71

Commanding and Signaling Devices

SIRIUS ACT Pushbuttons and Indicator Lights

General data

Actuating and signaling elements



System overview of SIRIUS ACT pushbuttons and indicator lights from the plastic design line. Pushbuttons and indicator lights available in four design lines.

Actuating and signaling elements	Pages	Modules for front plate mounting	Pages
① Pushbuttons, illuminated pushbuttons	13/21	⑮ Contact modules	13/94
② Mushroom pushbuttons	13/23	⑯ LED modules	13/98
③ Selector switches, toggle switches	13/46	⑰ AS-Interface modules	13/100
④⑤ Key-operated switches, coordinate switches, potentiometers, indicator lights	13/47	⑱ Interface modules, fail-safe interface modules, terminal modules	13/103
⑧⑨ EMERGENCY STOP mushroom pushbuttons, backing plates	13/23	Enclosures	Pages
⑩⑪ ID key-operated switches, ID keys, ID electronic modules	13/41	⑲ Enclosures	13/104
⑫ Twin pushbuttons, label holders, labeling plates, quadruple pushbuttons	13/33	Modules for base mounting	Pages
Holders and labels	Pages	⑳ Contact modules	13/115
⑬ Label holders, labeling plates	13/120	㉑ LED modules	13/116
⑭ Holder	13/91	㉒ IO-Link modules	13/118
		㉓ AS-Interface modules	13/118

Commanding and Signaling Devices

SIRIUS ACT Pushbuttons and Indicator Lights

General data

SIRIUS ACT with PROFINET


SIRIUS ACT with PROFINET connects pushbuttons and indicator lights directly via PROFINET to the controller and HMI devices – including with Safety functions.

With this solution designed for the control panel, up to 21 SIRIUS ACT devices can be connected to the controller via PROFINET. Integration of the EMERGENCY STOP mushroom pushbutton (SIL 3, PL e) is possible via PROFIsafe.


Non-SIRIUS ACT devices, e.g. position switches, can additionally be connected via the open, digital/analog interfaces (DI, DQ, AI).

The system is entirely integrated into TIA Portal and does not require any further addressing apart from the IP address for PROFINET.

Quick and easy installation with flat cables without special tools saves significantly on wiring outlay.



Interface modules/fail-safe interface modules




Interface module for PROFINET, 24 V DC
1 to 20 terminal modules can be connected

3SU1400-1L□10-□AA1

[See page 13/103](#)

Terminal modules



Terminal modules with 2 contacts
Terminal modules with 2 contacts and integrated LED
Terminal modules with integrated LED

3SU1401-1MA□0-1□A1

3SU1401-1MC□0-1□A1

3SU1401-1ME□0-1□A1

[See page 13/103](#)

Accessories



Memory module
For backing up the complete parameterization of the 3SK2 safety system without a PC/PG through the system interface

3RK3931-0AA00

[See page 13/103](#)

LED modules for mounting on to printed-circuit boards

3SU1401-3BA□0-5AA0

[See page 13/99](#)

Flat ribbon cable
7 cores, length 5 m
7 cores, length 10 m

3SU1900-0KQ80-0AA0

3SU1900-0KP80-0AA0

[See page 13/151](#)

Commanding and Signaling Devices

SIRIUS ACT Pushbuttons and Indicator Lights

General data

SIRIUS ACT connection to Safety field modules

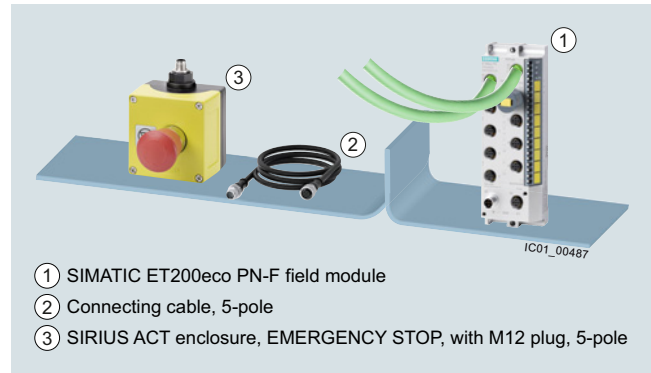
The PROFINET connection of SIRIUS ACT enclosures with an EMERGENCY STOP mushroom pushbutton and M12 plug-in connection to the SIMATIC ET ECO200 PN-F Safety field module ensures fast and simple application in the field.

The market-compliant pin assignment of sensor, connection cable and field module is identical in this solution. This ensures functional capability and excludes the possibility of sensor mix-ups.













The wiring can be implemented using various connection options using the appropriate accessories, such as cables with different cable lengths, possibly also partially preassembled.

Additional SIRIUS devices, such as position switches and safety switches, can also be connected to the field module.

Advantage: Safe system technology in the field, from the sensor through to the field module (see page 12/9 onwards).



SIRIUS ACT connection to Safety field modules

Sensors with M12 plug	Type	SIL	Connection accessories M12 method, A-coded	Type	Cable length
SIRIUS ACT enclosure, EMERGENCY STOP					
	Enclosure plastic, yellow, with 1 command point, A = EMERGENCY STOP mushroom pushbutton, red, 40 mm, with positive latching function acc. to ISO 13850, rotate to unlatch, "Stop" label, 2 NC, spring-loaded terminals, base mounting, M12 plug (5-pole), bottom	3SU1801-0NH00-4NB2 3		Connection cable with M12 socket, 5-pole and M12 plug, 5-pole	3SX5601-3SV15 1 m
				or	
				Connecting cable with M12 socket, 5-pole, open end	3SX5601-3SB55 5 m
				M12 plug 5-pole, straight, loose	3RK1902-4BA00-5AA0 --
	Enclosure plastic, yellow, with 1 command point, A = EMERGENCY STOP mushroom pushbutton, red, 40 mm, illuminated, with positive latching function acc. to ISO 13850, rotate to unlatch, "Stop" label, 2 NC, LED, white, 24 V spring-loaded terminals, base mounting, M12 plug (8-pole), bottom	3SU1801-0NV00-4SA2 3		Connection cable with M12 socket, 8-pole and M12 plug, 8-pole	3SX5601-3SV18 1 m
				ET200 Y-cable for connection of 1 x two-channel sensor with M12 socket, 8-pole on 2 x M12 plugs, 5-pole	6ES7194-6KC00-0XA0 ¹⁾ 0.2 m
				or	
				Connecting cable with M12 socket, 8-pole, straight, open end	3SX5601-2GA03 3 m 3SX5601-2GA05 5 m 3SX5601-2GA10 10 m
				M12 plug 8-pole, straight	6GT2090-0BE00 --
	Enclosure plastic, gray, with 2 command points, B = EMERGENCY STOP mushroom pushbutton, red, 40 mm, rotate to unlatch, 2 x 1 NC, black "Off" label, A = pushbutton, blue, 1 NO, black "Reset" label, spring-loaded terminals, base mounting, M12 plug (8-pole), bottom	3SU1802-0NE00-4SB1 3		M12 plug 8-pole, straight	6GT2090-0BE00 --
				ET200 Y-cable for connection of 1 x two-channel sensor with 8-pole M12 socket to 2 x 5-pole M12 plugs	6ES7194-6KC00-0XA0 ¹⁾ 0.2 m

¹⁾ Please inquire about start of delivery.

Commanding and Signaling Devices

SIRIUS ACT Pushbuttons and Indicator Lights

General data

ID key-operated switches

Groups of employees or individuals can be authenticated by means of the ID key-operated switch. The ID key-operated switch is electronic and has four switch positions that are selected by keys with different codes. Using the four ID keys with different codes, it is possible to select 1 to 4 positions. The ID keys are color-coded (yellow, blue, red, green, white) so that they can be clearly differentiated at a glance and used flexibly thanks to four function levels.

RFID authentication solutions

Groups of employees or individuals can be authenticated by means of the ID key-operated switch. Color-coded keys for easy distinction between users.

Different versions of ID key-operated switches are available depending on the following features:

- Front ring material
- Conventional variant: 1 + 4 non-isolated outputs
- Variant with IO-Link: Option of individual coding

Operation:

Insert ID key, turn key to select the position. Standard keys can also be used in conjunction with the electronic module for ID key-operated switches with IO-Link function. The white ID key is supplied without coding.




3SU1000-4WS10-0AA0
Plastic, black



3SU1500-0AA10-0AA0
Holder, plastic



3SU1030-4WS10-0AA0
Plastic with metal front ring, matte



3SU1500-0AA10-0AA0
Holder, plastic

ID key-operated switches

Number of switching positions	4	4
Operating angle	45°	45°
Operating principle	Latching	Latching
Switch position for key removal	Key removal possible in all 4 positions	Key removal possible in all 4 positions
Color	Black	Black
Pages	13/41	13/62



3SU1400-1GC10-1AA0



3SU1400-1GD10-1AA0

Electronic modules for ID key-operated switches

Type of power supply	--	via IO-Link master
Protocol is supported, IO-Link protocol	--	IO-Link protocol
Number of NO contacts	5	5
IO-Link transfer rate	--	COM2 (38.4 kBaud)
Pages	13/102	13/102



3SU1900-0FU60-0AA0

ID keys ID group individual



3SU1900-0FV40-0AA0
3SU1900-0FW30-0AA0
3SU1900-0FX20-0AA0
3SU1900-0FY50-0AA0

ID keys

ID keys

Material	Plastic	Plastic
Version of RFID coding	Individually coded, programmable several times	ID group 1 ID group 2 ID group 3 ID group 4
Color	White	Green Yellow Red Blue
Pages	13/147	13/147

Commanding and Signaling Devices

SIRIUS ACT Pushbuttons and Indicator Lights

General data

Article No. scheme

Device types



3SU10	3SU11	3SU12	3SU14	3SU15	3SU18	3SU19
Device types						
Actuating and signaling elements	Complete units	Compact units	Modules for actuators and indicators	Holders with module	Enclosures	Accessories

Actuating and signaling elements

Product versions		Article number														
SIRIUS ACT pushbuttons and indicator lights		3SU1														
Device type	Actuating and signaling elements	0														
Material (front ring)	Plastic, black	0														
	Metal, matte (front ring)/plastic, black (collar, holder)	3														
	Metal, matte (front ring)/metal (collar, holder)	4														
	Metal, shiny	5														
	Metal, matte	6														
Illumination	Non-illuminated	0														
	Illuminated/transparent	1														
	Illuminated/non-illuminated	2														
Type of actuator/indicator	Pushbutton	0														
	Mushroom pushbutton/EMERGENCY STOP mushroom pushbutton/sensor switch	1														
	Selector switch	2														
	Twin pushbutton, toggle switch, quadruple pushbutton	3														
	Key-operated switch	4/5														
	Indicator light/acoustic signaling device	6														
	Coordinate switch	7														
Design of the actuator/acoustic signaling device	e.g. A = Flat															
Function	e.g. B = Momentary contact															
Color/key removal position	e.g. 10 = Black, 20 = Red															
Connection type	None															
Module/holder equipment	e.g. A = Without module, without holder															
Marking	e.g. A = None, C = "I", D = "O", R = "R"															
Ambient condition	Standard										0					
	ATEX Zone 21-22: Protection from dust										1					
	ATEX Zone 1-2: Intrinsic safety										2					
Example		3SU1	0	0	0	-	0	A	B	1	0	-	0	A	A	0

Note:

The Article No. scheme shows an overview of product versions for better understanding of the logic behind the article numbers.

For your orders, please use the article numbers quoted in the selection and ordering data.

Commanding and Signaling Devices

SIRIUS ACT Pushbuttons and Indicator Lights

General data

Complete units

Product versions		Article number									
SIRIUS ACT pushbuttons and indicator lights		3SU1 □ □ □ - □ □ □ □ - □ □ □ □									
Device type	Complete units	1									
Material (front ring)	Plastic, black	0									
	Metal, matte (front ring)/plastic, black (collar, holder)	3									
	Metal, shiny	5									
	Metal, matte	6									
Illumination	Non-illuminated	0									
	Illuminated (with/without LED, various voltages)	1									
		8									
Type of actuator/indicator	Pushbutton	0									
	Mushroom pushbutton/EMERGENCY STOP mushroom pushbutton/sensor switch	1									
	Selector switch	2									
	Twin pushbutton, toggle switch	3									
	Key-operated switch	4/5									
	Indicator light/acoustic signaling device	6									
	Coordinate switch	7									
Design of the actuator/acoustic signaling device	e.g. A = Flat						□				
Function	e.g. B = Momentary contact							□			
Color/key removal position	e.g. 10 = Black, 20 = Red								□ □		
Connection type	Screw terminals										1
	Spring-loaded terminals										3
Module/holder equipment including contact material	e.g.										□
	A = Without module, with holder										
	B = 1 NO contact with holder										
	C = 1 NC contact with holder										
Marking	e.g. A = None, C = "I", D = "O", R = "R"										□
Ambient condition	Standard										0
	ATEX Zone 21-22: Protection from dust										1
	ATEX Zone 1-2: Intrinsic safety										2
Example		3SU1	1	0	0	-	0	A	B	1	0
											-
											1
											B
											A
											0

Compact units

Product versions		Article number									
SIRIUS ACT pushbuttons and indicator lights		3SU1 □ □ □ - □ □ □ □ - □ □ □ □									
Device type	Compact units	2									
Material (front ring)	Plastic, black	0									
	Metal, matte (front ring)/plastic, black (collar, holder)	3									
	Metal, shiny	5									
	Metal, matte	6									
Illumination	Non-illuminated	0									
	Illuminated/non-illuminated	1									
Type of actuator/indicator	Pushbutton	0									
	Sensor switch	1									
	Potentiometers	2									
	Indicator light/acoustic signaling device	6									
Design of the actuator/acoustic signaling device	e.g. A = Flat						□				
Function (voltage/resistance)	e.g. B = 24 V AC/DC							□			
Color	e.g. 10 = Black, 20 = Red								□ □		
Connection type	None										0
	Screw terminals										1
	M12 connection, 4-pole										2
	Spring-loaded terminals										3
Module/holder equipment including contact material	e.g.										□
	A = Without module, without holder										
	B = 1 NO contact with holder										
	C = 1 NC contact with holder										
Marking	e.g. A = None										□
Ambient condition	Standard										0
	ATEX Zone 21-22: Protection from dust										1
	ATEX Zone 1-2: Intrinsic safety										2
Example		3SU1	2	0	1	-	6	A	B	1	0
											-
											1
											A
											A
											0

Note:

The Article No. schemes show an overview of product versions for better understanding of the logic behind the article numbers.

For your orders, please use the article numbers quoted in the selection and ordering data.

Commanding and Signaling Devices

SIRIUS ACT Pushbuttons and Indicator Lights

General data

Modules for Actuators and Indicators

Product versions		Article number														
SIRIUS ACT pushbuttons and indicator lights		3SU1														
Device type	Modules for actuators and indicators	4														
Material (front ring)	Plastic, black	0														
Illumination	Non-illuminated	0														
	Illuminated	1														
Fixing method	Front plate mounting				1											
	Base mounting				2											
	Printed circuit board				3											
Module type	Contact module															
	LED module															
	LED test module															
	Support terminal															
	AS-Interface module															
	Electronic module for ID key-operated switches															
	Interface modules for PROFINET															
Terminal modules																
Function/voltage	e.g. B = 24 V AC/DC															
Color	e.g. 10 = Black, 20 = Red															
Connection type	Screw terminals															
	Screw terminals + insulation piercing method															
	Spring-loaded terminals															
	Spring-loaded terminals + insulation piercing method															
	Socket terminals															
Module equipment including contact material	e.g. A = None B = 1 NO contact, silver C = 1 NC contact, silver															
Marking	None												A			
Ambient condition	Standard													0		
	ATEX Zone 21-22: Protection from dust ATEX Zone 1-2: Intrinsic safety													1 2		
Example		3SU1	4	0	0	-	1	A	A	1	0	-	1	B	A	0

Holders

Product versions		Article number														
SIRIUS ACT pushbuttons and indicator lights		3SU1														
Device type	Holder	5														
Material (front ring)	Plastic, black	0														
	Metal, shiny	5														
Illumination	Non-illuminated	0														
	Illuminated	1														
Fixing method	Without															
	Front plate mounting															
Holder type	3x A															
	4x B															
Function/voltage	Without															
	6 ... 24 V AC/DC															
Color	e.g. 10 = Black, 20 = Red															
Connection type	None															
	Screw terminals															
Module equipment including contact material and slot	e.g. A = None B = 1 NO contact, silver C = 1 NC contact, silver															
Marking	None													A		
Ambient condition	Standard													0		
	ATEX Zone 21-22: Protection from dust ATEX Zone 1-2: Intrinsic safety													1 2		
Example		3SU1	5	0	0	-	0	A	A	1	0	-	0	A	A	0

Note:

The Article No. schemes show an overview of product versions for better understanding of the logic behind the article numbers.

For your orders, please use the article numbers quoted in the selection and ordering data.

Commanding and Signaling Devices

SIRIUS ACT Pushbuttons and Indicator Lights

General data

Enclosures

Product versions		Article number														
SIRIUS ACT pushbuttons and indicator lights		3SU1 □ □ □ - □ □ □ □ □ - □ □ □ □														
Device type	Enclosures	8														
Material (enclosure/front ring)	Plastic, black plastic	0														
	Metal, shiny metal	5														
Number of command points	Command point	1														
	... Command points	6														
Type of enclosure	Surface-mounting	0														
	4-position selector switch and coordinate switch	1														
	Palm pushbutton	2														
	Two-hand operation console	3														
Equipment	e.g. command point, inscription, module							□	□							
Communication capability	Without								0							
	AS-i	1							1							
Ambient condition	Standard									0						
	ATEX Zone 21-22: Protection from dust									1						
	ATEX Zone 1-2: Intrinsic safety									2						
Mounting/connection of modules	None									0						
	Front plate mounting, screw terminals									1						
	Base mounting, screw terminals									2						
	Front mounting, spring-loaded terminals									3						
	Base mounting, spring-loaded terminals									4						
Cable exit from enclosure	None											A				
	Direct entry of AS-i flat cable at top/on right											G				
	AS-i insulation piercing method at top/on right											H				
Design of enclosure top	Center command point											A				
	With recess for labeling plate											B				
	With protective collar											C				
	4 additional holes (two-hand operation console)											D				
	8 additional premachined breaking points (two-hand operation console)											E				
Color of enclosure top	Gray												1			
	Yellow												2			
Example		3SU1	8	0	1	-	0	A	A	0	0	-	0	A	A	2

Accessories

Product versions		Article number														
SIRIUS ACT pushbuttons and indicator lights		3SU1 □ □ □ - □ □ □ □ □ - □ □ □ □														
Device type	Accessories	9														
Material	Plastic, black	0														
	Metal/plastic	3														
	Metal, shiny	5														
	Metal, matte	6														
Illumination	Non-illuminated	0														
	Illuminated	1														
Type of accessory (labels, protection, actuator, enclosure)	e.g. 0AB = Insert label							□	□	□						
Color	e.g. 10 = Black, 20 = Red									□	□					
Marking	e.g.											□	□	□		
	0AA = None															
	0AB = ON															
	0AT = EMERGENCY STOP															
Ambient condition	Standard													0		
	ATEX Zone 21-22: Protection from dust													1		
	ATEX Zone 1-2: Intrinsic safety													2		
Example		3SU1	9	0	0	-	0	A	B	2	0	-	0	A	B	0

Note:

The Article No. schemes show an overview of product versions for better understanding of the logic behind the article numbers.

For your orders, please use the article numbers quoted in the selection and ordering data.

Commanding and Signaling Devices

SIRIUS ACT Pushbuttons and Indicator Lights

General data

Ordering notes

Multi-unit packaging

SIRIUS ACT pushbuttons and indicator lights can also be ordered in practical multi-unit packaging.



Devices	Multi-unit, quantity per package
SIRIUS ACT	X90
3SU1 pushbuttons and indicator lights	
Complete units (3SU11)	20
Compact units (3SU12)	
• Acoustic signaling devices, pushbuttons with extended stroke, potentiometers	50
Actuating and signaling elements (3SU10)	
• Pushbuttons, illuminated pushbuttons, indicator lights	100
• Stop switches, twin pushbuttons, mushroom pushbuttons 30/40 mm, EMERGENCY STOP mushroom pushbuttons 30/40 mm, toggle switches, selector switches, key-operated switches, ID key-operated switches, coordinate switches	50
• Mushroom pushbuttons 60 mm, EMERGENCY STOP mushroom pushbuttons 60 mm	40
Holders (3SU15)	100
Modules for actuators and indicators (3SU14)	
• Contact modules	150
• LED modules	50
Accessories (3SU19)	
• Sealing plugs, label holders, labeling plates, EMERGENCY STOP backing plates, labeling plates for potentiometers, EMERGENCY STOP labeling plates for enclosures without recesses and without inscription, single frames	100

When ordering products in multi-unit packaging, the Article No. of the product concerned must be supplemented with **"-Z"** and, in addition, the order code **X90**.

Ordering example:
3SU1000-0AB20-0AA0-Z X90

Application

Environmental conditions

The pushbuttons and indicator lights are climate-proof (KTW 24) and suitable for standard industrial applications and operation in marine applications.

Simple electrical equipment

Non-illuminated actuators, contact modules, enclosures and special accessories can be classified as simple electrical equipment according to IEC 60079-11. This means that they may be used in intrinsically safe circuits in potentially explosive atmospheres. An overview of the devices and atmospheres can be found in Confirmation No. 3287.01.

Safety EMERGENCY STOP pushbuttons according to ISO 13850

For controls according to IEC/EN 60204-1, the SIRIUS ACT mushroom pushbuttons are suitable for use as safety EMERGENCY STOP pushbuttons.

Safety circuits

The IEC/EN 60947-5-1 standard requires positive opening. This means that for the purpose of personal safety, the reliable opening of NC contacts in all safety circuits is expressly prescribed for the electrical equipment of machines and is designated according to IEC 60947-5-1 with the symbol (⊖).

Category 4 according to EN ISO 13849-1 can be attained with the EMERGENCY STOP mushroom pushbuttons if the corresponding fail-safe evaluation units are selected and correctly installed, e.g. the 3SK11 safety relays or the 3RK3 Modular Safety System (see page 11/1 onwards) or matching units from the ASIsafe, SIMATIC or SINUMERIK product ranges.

The SIRIUS ACT pushbuttons and indicator lights can be connected to the AS-Interface communication system quickly and safely.

The following solutions are available:

- AS-Interface modules
- AS-Interface modules in safety-related version for EMERGENCY STOP mushroom pushbuttons
- Ready-fitted AS-Interface enclosures with 1 to 6 command points

IO-Link

The SIRIUS ACT pushbuttons and indicator lights can be connected to IO-Link quickly and safely. The connection is made via a special IO-Link module.

Commanding and Signaling Devices

SIRIUS ACT Pushbuttons and Indicator Lights

General data

Technical specifications

More information

Industry Mall, see www.siemens.com/product?3SU1Configurator, see www.siemens.com/sirius-act/configuratorConversion tool for article numbers, see www.siemens.com/sirius/conversion-toolManual, see <https://support.industry.siemens.com/cs/ww/en/view/107542462>

Type	3SU1..0-AA 3SU1..0-JA	3SU1..1-AA 3SU1..1-JA	3SU1..0-AB 3SU1..0-BB 3SU1..0-CB 3SU1..0-DB 3SU1..0-JB	3SU1..1-AB 3SU1..1-BB 3SU1..1-JB	3SU10.0-FB
Product version	Pushbuttons				
Operating principle of the actuating element	Latching		Momentary contact		
Optional expansion of product by light source	No	Yes	No	Yes	No
Mechanical endurance (operating cycles) typical	500 000		10 000 000	3 000 000	200 000
Switching frequency, maximum	1/h	1 800	3 600		
Shock resistance according to IEC 60068-2-27	Half-sine wave 50 g / 11 ms				
Vibration resistance according to IEC 60068-2-6	10 ... 500 Hz: 5 g				
Degree of protection	IP66, IP67, IP69 (IP69K)				IP65, IP66
Environmental category during operation According to IEC 60721	3M6, 3S2, 3B2, 3C3, 3K6 (with a relative air humidity of 10 ... 95%)				
Ambient temperature					
• During operation	°C	-25 ... +70			
• During storage	°C	-40 ... +80			

Type	3SU1.00-AA 3SU1.00-BA 3SU1.00-CA 3SU1.30-AA 3SU1.30-BA 3SU1.50-AA 3SU1.50-BA 3SU1.50-CA	3SU1.50-EA	3SU1.01-AA 3SU1.01-BA 3SU1.51-AA 3SU1.51-BA 3SU1.51-CA	3SU1.00-AD 3SU1.00-BD 3SU1.00-CD 3SU1.30-AD 3SU1.30-BD 3SU1.50-AD 3SU1.50-BD 3SU1.50-CD	3SU1.50-ED	3SU1.01-AD 3SU1.01-BD 3SU1.31-AD 3SU1.31-BD
Product version	Mushroom pushbuttons					
Operating principle of the actuating element	Latching			Momentary contact		
Optional expansion of product by light source	No		Yes	No		Yes
Mechanical endurance (operating cycles) typical	500 000	300 000	500 000	10 000 000	300 000	3 000 000
Switching frequency, maximum	1/h	1 800	3 600			
Shock resistance according to IEC 60068-2-27	Half-sine wave 50 g / 11 ms					
Vibration resistance according to IEC 60068-2-6	10 ... 500 Hz: 5 g					
Degree of protection	IP66, IP67, IP69 (IP69K)	IP65, IP67, IP69 (IP69K)	IP66, IP67, IP69 (IP69K)		IP65, IP67, IP69 (IP69K)	IP66, IP67, IP69 (IP69K)
Environmental category during operation According to IEC 60721	3M6, 3S2, 3B2, 3C3, 3K6 (with a relative air humidity of 10 ... 95%)					
Ambient temperature						
• During operation	°C	-25 ... +70				
• During storage	°C	-40 ... +80				

Commanding and Signaling Devices

SIRIUS ACT Pushbuttons and Indicator Lights

General data




Type	3SU1...-J 3SU1...-H 3SU1...-G	
Product version	EMERGENCY STOP mushroom pushbuttons	
Mechanical endurance (operating cycles)	300 000	
Switching frequency, maximum	1/h	600
Shock resistance according to IEC 60068-2-27	Half-sine wave 50 g / 11 ms	
Vibration resistance according to IEC 60068-2-6	10 ... 500 Hz: 5 g	
Degree of protection	IP66, IP67, IP69 (IP69K)	
Environmental category during operation According to IEC 60721	3M6, 3S2, 3B2, 3C3, 3K6 (with a relative air humidity of 10 ... 95%)	
Ambient temperature		
• During operation	°C	-25 ... +70
• During storage	°C	-40 ... +80

Type	3SU1.5.-2A 3SU1.5.-2B 3SU1.5.-2C 3SU1.5.-2D 3SU1.5.-2E	3SU1.0.-2A 3SU1.0.-2B 3SU1.0.-2C 3SU1.3.-2A 3SU1.3.-2B 3SU1.3.-2C	3SU1.0.-3E 3SU1.3.-3E 3SU1.5.-3E	3SU1.0.-4B 3SU1.0.-4C 3SU1.0.-4D 3SU1.0.-4F 3SU1.0.-4G 3SU1.0.-4H 3SU1.0.-4J 3SU1.0.-4L 3SU1.0.-5B 3SU1.0.-5H 3SU1.0.-5P 3SU1.0.-5Q 3SU1.0.-5R 3SU1.0.-5S 3SU1.0.-5T 3SU1.0.-5X	3SU1...-4B 3SU1...-4C 3SU1...-4D 3SU1...-4F 3SU1...-4G 3SU1...-4H 3SU1...-4J 3SU1...-4L 3SU1...-5B 3SU1...-5H 3SU1...-5K 3SU1...-5L 3SU1...-5P 3SU1...-5Q 3SU1...-5R 3SU1...-5S 3SU1...-5T 3SU1...-5X	3SU1.0.-7A 3SU1.0.-7B 3SU1.3.-7A 3SU1.3.-7B 3SU1.5.-7A 3SU1.5.-7B
Product version	Selector switches		Toggle switches	Key-operated switches		Coordinate switches
Mechanical endurance (operating cycles)	300 000	1 000 000		300 000		250 000
Switching frequency, maximum	1/h	1 800				3 600
Shock resistance according to IEC 60068-2-27	Half-sine wave 50 g / 11 ms					
Vibration resistance according to IEC 60068-2-6	10 ... 500 Hz: 5 g					
Degree of protection	IP66, IP67, IP69 (IP69K)		IP66, IP67, IP69K	IP66, IP67, IP69 (IP69K)		IP65, IP67
Ambient temperature						
• During operation	°C -25 ... +70					
• During storage	°C -40 ... +80					

Commanding and Signaling Devices

SIRIUS ACT Pushbuttons and Indicator Lights




General data

Type		3SU1400- .AA10-1.A0	3SU1400- 1AA10-1GA0, 3SU1400- 1AA10-1RA0	3SU1400- 1AA10-1HA0	3SU1400- .AA10-3.A0	3SU1400- 1AA10-3HA0	3SU1400- 3AA10-5.A0
Product version		Contact modules					
Rated insulation voltage	V	500					
Pollution degree		3					
Impulse withstand voltage, rated value	kV	6					
Operational voltage type		AC/DC					
Operational voltage, rated value		<ul style="list-style-type: none"> • At AC at 50 Hz V 5 ... 500 • At DC V 5 ... 500 					
Thermal current	A	10					
Operational current, rated value		<ul style="list-style-type: none"> • At AC-12 <ul style="list-style-type: none"> - At 24 V A 10 - At 230 V A 8 • At AC-15 <ul style="list-style-type: none"> - At 24 V A 6 - At 230 V A 6 - At 400 V A 3 - At 500 V A 1.4 • At DC-12 <ul style="list-style-type: none"> - At 24 V A 10 - At 48 V A 5 - At 110 V A 2.5 - At 230 V A 1 - At 400 V A 0.3 - At 500 V A 0.3 • At DC-13 <ul style="list-style-type: none"> - At 24 V A 3 - At 48 V A 1.5 - At 110 V A 0.7 - At 230 V A 0.3 - At 400 V A 0.1 - At 500 V A 0.1 					
Contact reliability		One contact failure per 100 million switching operations (17 V, 5 mA), one contact failure per 10 million switching operations (5 V, 1 mA)					
Mechanical endurance (operating cycles) typical		10 000 000					
Switching frequency, maximum	1/s	3 600					
Fuse link version required for short-circuit protection of the auxiliary switch with type of coordination 1		gG / Dz 10 A, quick-response / Dz 10 A					
Continuous current of miniature circuit breaker C characteristic	A	10					
Vibration resistance according to IEC 60068-2-6		10 ... 500 Hz: 5 g					
Shock resistance according to IEC 60068-2-27		Half-sine wave 50 g / 11 ms					
Climate class during operation according to IEC 60721		3M6, 3S2, 3B2, 3C3, 3K6 (with a relative air humidity of 10 ... 95%, no condensation permitted in operation)					
Ambient temperature		<ul style="list-style-type: none"> • During operation °C -25 ... +70 • During storage °C -40 ... +80 					
Degree of protection		<ul style="list-style-type: none"> • Of enclosure IP40 • Of the terminal IP20 					
Type of electrical connection		Screw terminals 		Spring-loaded terminals 		Socket terminals (THT) 	
Type of connectable conductor cross-sections							
• Solid with end sleeve	mm ²	2 x (0.5 ... 0.75)		--		--	
• Solid without end sleeve	mm ²	2 x (1.0 ... 1.5)		2 x (0.25 ... 1.5)		--	
• Finely stranded with end sleeve	mm ²	2 x (0.5 ... 1.5)		2 x (0.25 ... 0.75)		--	
• Finely stranded without end sleeve	mm ²	2 x (1.0 ... 1.5)		2 x (0.25 ... 1.5)		--	
• For AWG cables		2 x (18 ... 14)		2 x (24 ... 16)		--	
Tightening torque for screw terminals	Nm	0.8 ... 0.9		--		--	

Commanding and Signaling Devices

SIRIUS ACT Pushbuttons and Indicator Lights

General data

Type	3SU1401-.....-1	3SU1401-.....-3	3SU1401-.....-5
Product version	LED module		
Light source integrated in product	Yes		
Type of light source	LED		
Rated insulation voltage	V	320	
Pollution degree	3		
Impulse withstand voltage, rated value	kV	4	
Relative positive tolerance of the operational voltage	%	20	
Relative negative tolerance of the operational voltage	%	20	
Operating time typical	h	100 000	
Vibration resistance according to IEC 60068-2-6	10 ... 500 Hz: 5 g		
Shock resistance according to IEC 60068-2-27	Half-sine wave 50 g / 11 ms		
Environmental category during operation According to IEC 60721	3M6, 3S2, 3B2, 3K6 (with a relative air humidity of 10 ... 95%, no condensation permitted in operation)		
Ambient temperature			
• During operation	°C	-25 ... +70	
• During storage	°C	-40 ... +80	
Degree of protection of the terminal	IP20		
Type of electrical connection	Screw terminals 	Spring-loaded terminals 	Socket terminals (THT) 

Type	3SU1400-1LK10-1AA1	3SU1400-1LK10-3AA1	3SU1400-1LL10-1BA1	3SU1400-1LL10-3BA1
Product designation	Interface module		Fail-safe interface module	
Operational voltage type	DC			
Supply voltage at DC rated value	V	24		
Current consumed, maximum	mA	150		
Product function at the interface 1 PROFINET IO-Device	Yes			
Type of interface Fast Ethernet interface	Yes			
Type of interface 1 RJ45 (Ethernet) interface	Yes			
Number of ports at the interface 1	1			
Number of modules per rack, maximum	20			
Number of digital outputs	0		1	
Number of digital inputs	0		4	
Software version required for STEP 7 in the TIA Portal	Integrated in the TIA Portal, version 14 SP1 or higher (HSP for V13 and V14)			
SIL response limit (subsystem) according to IEC 62061	--		SIL CL 3	
Performance level (PL) according to EN ISO 13849-1	--		e	
Ambient temperature				
• During operation	°C	60 ... -25		
• During storage	°C	80 ... -40		
Degree of protection	IP20			
Connectable conductor cross-section				
• Solid				
- With end sleeves	mm ²	0.2 ... 2.5		
• Finely stranded				
- With end sleeves	mm ²	0.25 ... 2.5		
- Without end sleeves	mm ²	0.2 ... 2.5		

Commanding and Signaling Devices

SIRIUS ACT Pushbuttons and Indicator Lights

Actuators and Indicators, 22 mm, Round, Plastic, Black

Complete units > Pushbuttons

Selection and ordering data

Multi-unit packaging,
see page 13/16.

Supply voltage for light source at		Color	Number of			SD	Screw terminals	PU (UNIT, SET, M)	PS*	PG
AC	DC		Contact modules	NO contacts	NC contacts					
V	V						Article No.	Price per PU		


Pushbuttons



3SU1100-0AB40-1BA0

Pushbuttons with flat button, momentary contact

13	--	Black	1	1	0	▶	3SU1100-0AB10-1BA0	1	1 unit	41J
			0	1	▶	3SU1100-0AB10-1CA0	1	1 unit	41J	
			1	1	▶	3SU1100-0AB10-1FA0	1	1 unit	41J	
Red	1	1	0	0	▶	3SU1100-0AB20-1BA0	1	1 unit	41J	
			0	1	▶	3SU1100-0AB20-1CA0	1	1 unit	41J	
			1	1	▶	3SU1100-0AB20-1FA0	1	1 unit	41J	
Yellow	1	1	1	0	3	3SU1100-0AB30-1BA0	1	1 unit	41J	
			1	1	3	3SU1100-0AB30-1FA0	1	1 unit	41J	
Green	1	1	0	0	▶	3SU1100-0AB40-1BA0	1	1 unit	41J	
			1	1	▶	3SU1100-0AB40-1FA0	1	1 unit	41J	
Blue	1	1	0	0	▶	3SU1100-0AB50-1BA0	1	1 unit	41J	
			1	1	3	3SU1100-0AB50-1FA0	1	1 unit	41J	
White	1	1	0	0	▶	3SU1100-0AB60-1BA0	1	1 unit	41J	
			1	1	3	3SU1100-0AB60-1FA0	1	1 unit	41J	
Clear	1	1	0	5	5	3SU1100-0AB70-1BA0	1	1 unit	41J	
			1	1	5	3SU1100-0AB70-1FA0	1	1 unit	41J	
Gray	1	1	1	5	5	3SU1100-0AB80-1FA0	1	1 unit	41J	



3SU1100-0BB20-1CA0

Pushbuttons with raised button, momentary contact

--	--	Black	1	0	1	5	3SU1100-0BB10-1CA0	1	1 unit	41J
			1	1	5	3SU1100-0BB10-1FA0	1	1 unit	41J	
Red	1	0	1	1	5	3SU1100-0BB20-1CA0	1	1 unit	41J	
			1	1	5	3SU1100-0BB20-1FA0	1	1 unit	41J	
Blue	1	1	0	5	5	3SU1100-0BB50-1BA0	1	1 unit	41J	



3SU1102-0AB40-1BA0

Illuminated pushbuttons with flat button, momentary contact with integrated LED

24	24	Red	1	1	0	5	3SU1102-0AB20-1BA0	1	1 unit	41J
			0	1	▶	3SU1102-0AB20-1CA0	1	1 unit	41J	
			1	1	▶	3SU1102-0AB20-1FA0	1	1 unit	41J	
Yellow	1	1	0	0	▶	3SU1102-0AB30-1BA0	1	1 unit	41J	
			1	1	3	3SU1102-0AB30-1FA0	1	1 unit	41J	
Green	1	1	0	0	▶	3SU1102-0AB40-1BA0	1	1 unit	41J	
			1	1	▶	3SU1102-0AB40-1FA0	1	1 unit	41J	
Blue	1	1	0	0	▶	3SU1102-0AB50-1BA0	1	1 unit	41J	
			1	1	3	3SU1102-0AB50-1FA0	1	1 unit	41J	
White	1	1	0	0	▶	3SU1102-0AB60-1BA0	1	1 unit	41J	
			1	1	▶	3SU1102-0AB60-1FA0	1	1 unit	41J	
Clear	1	1	0	0	▶	3SU1102-0AB70-1BA0	1	1 unit	41J	
			1	1	3	3SU1102-0AB70-1FA0	1	1 unit	41J	
110	--	Red	1	0	1	5	3SU1103-0AB20-1CA0	1	1 unit	41J
			1	1	3	3SU1103-0AB20-1FA0	1	1 unit	41J	
Yellow	1	1	0	5	5	3SU1103-0AB30-1BA0	1	1 unit	41J	
			1	1	5	3SU1103-0AB30-1FA0	1	1 unit	41J	
Green	1	1	0	3	3SU1103-0AB40-1BA0	1	1 unit	41J		
			1	1	3	3SU1103-0AB40-1FA0	1	1 unit	41J	
Blue	1	1	0	5	3SU1103-0AB50-1BA0	1	1 unit	41J		
			1	1	5	3SU1103-0AB50-1FA0	1	1 unit	41J	
White	1	1	0	5	3SU1103-0AB60-1BA0	1	1 unit	41J		
			1	1	5	3SU1103-0AB60-1FA0	1	1 unit	41J	
Clear	1	1	0	5	3SU1103-0AB70-1BA0	1	1 unit	41J		
			1	1	5	3SU1103-0AB70-1FA0	1	1 unit	41J	



3SU1103-0AB20-1CA0


Commanding and Signaling Devices

SIRIUS ACT Pushbuttons and Indicator Lights

Actuators and Indicators, 22 mm, Round, Plastic, Black

Complete units > Pushbuttons

Multi-unit packaging, see page 13/16.

Supply voltage for light source		Color	Number of			SD	Screw terminals 	PU (UNIT, SET, M)	PS*	PG
At AC	At DC		Contact modules	NO contacts	NC contacts					
V	V					Article No.	Price per PU			

Pushbuttons



3SU1106-0AB40-1BA0

Illuminated pushbuttons with flat button, momentary contact with integrated LED

230	--	Red	1	0	1	5	3SU1106-0AB20-1CA0	1	1 unit	41J
			1	1	1	3	3SU1106-0AB20-1FA0	1	1 unit	41J
		Yellow	1	1	0	5	3SU1106-0AB30-1BA0	1	1 unit	41J
			1	1	1	5	3SU1106-0AB30-1FA0	1	1 unit	41J
		Green	1	1	0	3	3SU1106-0AB40-1BA0	1	1 unit	41J
			1	1	1	3	3SU1106-0AB40-1FA0	1	1 unit	41J
		Blue	1	1	0	5	3SU1106-0AB50-1BA0	1	1 unit	41J
			1	1	1	5	3SU1106-0AB50-1FA0	1	1 unit	41J
		White	1	1	0	5	3SU1106-0AB60-1BA0	1	1 unit	41J
			1	1	1	5	3SU1106-0AB60-1FA0	1	1 unit	41J
		Clear	1	1	0	5	3SU1106-0AB70-1BA0	1	1 unit	41J
			1	1	1	5	3SU1106-0AB70-1FA0	1	1 unit	41J

Spring-loaded terminals



3SU1100-0AB30-3BA0

Pushbuttons with flat button, momentary contact

--	--	Black	1	1	0	3	3SU1100-0AB10-3BA0	1	1 unit	41J
			1	0	1	5	3SU1100-0AB10-3CA0	1	1 unit	41J
			1	1	1	5	3SU1100-0AB10-3FA0	1	1 unit	41J
		Red	1	0	1	5	3SU1100-0AB20-3CA0	1	1 unit	41J
			1	1	1	5	3SU1100-0AB20-3FA0	1	1 unit	41J
		Yellow	1	1	0	5	3SU1100-0AB30-3BA0	1	1 unit	41J
			1	1	1	5	3SU1100-0AB30-3FA0	1	1 unit	41J
		Green	1	1	0	5	3SU1100-0AB40-3BA0	1	1 unit	41J
			1	1	1	5	3SU1100-0AB40-3FA0	1	1 unit	41J
		Blue	1	1	0	5	3SU1100-0AB50-3BA0	1	1 unit	41J
			1	1	1	5	3SU1100-0AB50-3FA0	1	1 unit	41J
		White	1	1	0	5	3SU1100-0AB60-3BA0	1	1 unit	41J
			1	1	1	5	3SU1100-0AB60-3FA0	1	1 unit	41J



3SU1102-0AB20-3CA0

Illuminated pushbuttons with flat button, momentary contact with integrated LED

24	24	Red	1	0	1	5	3SU1102-0AB20-3CA0	1	1 unit	41J
			1	1	1	5	3SU1102-0AB20-3FA0	1	1 unit	41J
		Yellow	1	1	0	5	3SU1102-0AB30-3BA0	1	1 unit	41J
			1	1	1	5	3SU1102-0AB30-3FA0	1	1 unit	41J
		Green	1	1	0	3	3SU1102-0AB40-3BA0	1	1 unit	41J
			1	1	1	5	3SU1102-0AB40-3FA0	1	1 unit	41J
		Blue	1	1	0	5	3SU1102-0AB50-3BA0	1	1 unit	41J
			1	1	1	5	3SU1102-0AB50-3FA0	1	1 unit	41J
		White	1	1	0	3	3SU1102-0AB60-3BA0	1	1 unit	41J
			1	1	1	5	3SU1102-0AB60-3FA0	1	1 unit	41J
		Clear	1	1	0	5	3SU1102-0AB70-3BA0	1	1 unit	41J
			1	1	1	5	3SU1102-0AB70-3FA0	1	1 unit	41J
110	--	Red	1	0	1	5	3SU1103-0AB20-3CA0	1	1 unit	41J
			1	1	1	5	3SU1103-0AB20-3FA0	1	1 unit	41J
		Yellow	1	1	1	5	3SU1103-0AB30-3FA0	1	1 unit	41J
			Green	1	1	0	5	3SU1103-0AB40-3BA0	1	1 unit
1	1	1		5	3SU1103-0AB40-3FA0	1	1 unit	41J		
		Blue	1	1	1	5	3SU1103-0AB50-3FA0	1	1 unit	41J
			White	1	1	0	5	3SU1103-0AB60-3BA0	1	1 unit
1	1	1		5	3SU1103-0AB60-3FA0	1	1 unit	41J		
		Clear	1	1	0	5	3SU1103-0AB70-3BA0	1	1 unit	41J
			1	1	1	5	3SU1103-0AB70-3FA0	1	1 unit	41J
230	--	Red	1	0	1	5	3SU1106-0AB20-3CA0	1	1 unit	41J
			1	1	1	5	3SU1106-0AB20-3FA0	1	1 unit	41J
		Yellow	1	1	1	5	3SU1106-0AB30-3FA0	1	1 unit	41J
			Green	1	1	0	5	3SU1106-0AB40-3BA0	1	1 unit
1	1	1		5	3SU1106-0AB40-3FA0	1	1 unit	41J		
		Blue	1	1	1	5	3SU1106-0AB50-3FA0	1	1 unit	41J
			White	1	1	0	5	3SU1106-0AB60-3BA0	1	1 unit
1	1	1		5	3SU1106-0AB60-3FA0	1	1 unit	41J		
		Clear	1	1	0	5	3SU1106-0AB70-3BA0	1	1 unit	41J
			1	1	1	5	3SU1106-0AB70-3FA0	1	1 unit	41J

Commanding and Signaling Devices


SIRIUS ACT Pushbuttons and Indicator Lights

Actuators and Indicators, 22 mm, Round, Plastic, Black


Complete units > Mushroom pushbuttons/EMERGENCY STOP mushroom pushbuttons

Selection and ordering data

Multi-unit packaging, see page 13/16.


Unlatching method	Number of Contact modules			SD	Screw terminals 	PU (UNIT, SET, M)	PS*	PG
	NO contacts	NC contacts						
				d	Article No.	Price per PU		

Mushroom pushbuttons




3SU1100-1BA20-3CA0

With red mushroom, diameter 40 mm, latching

Pull to unlatch	1	0	1	3	3SU1100-1BA20-1CA0 3SU1100-1BA20-1FA0	1	1 unit	41J
		1	1	3				
Pull to unlatch	1	0	1	5	Spring-loaded terminals  3SU1100-1BA20-3CA0 3SU1100-1BA20-3FA0	1	1 unit	41J
		1	1	5				

Selection and ordering data

Multi-unit packaging, see page 13/16.

Unlatching method	Number of Contact modules			Marking	SD	Screw terminals 	PU (UNIT, SET, M)	PS*	PG
	NO contacts	NC contacts							
					d	Article No.	Price per PU		

EMERGENCY STOP mushroom pushbuttons, in accordance with ISO 13850 and IEC 60947-5-5



3SU1100-1HA20-1CH0

With red mushroom, diameter 40 mm, with positive latching

Pull to unlatch	1	0	1	NOT-HALT	⊖	5	3SU1100-1HA20-1CH0 3SU1100-1HA20-1FG0 3SU1100-1HA20-1FH0	1	1 unit	41J
		1	1	EMERGENCY STOP	⊖	5				
		1	1	NOT-HALT	⊖	5				
Rotate to unlatch	1	0	1	None	⊕	5	3SU1100-1HB20-1CF0 3SU1100-1HB20-1CG0 3SU1100-1HB20-1CH0 3SU1100-1HB20-1PG0 3SU1100-1HB20-1CJ0 3SU1100-1HB20-1FG0 3SU1100-1HB20-1FH0 3SU1100-1HB20-1FJ0	1	1 unit	41J
		0	1	EMERGENCY STOP	⊖	5				
		0	1	NOT-HALT	⊕	▶				
		0	2	EMERGENCY STOP	⊖	5				
		0	1	ARRET D'URGENCE	⊖	5				
		1	1	EMERGENCY STOP	⊖	5				
		1	1	NOT-HALT	⊕	▶				
		1	1	ARRET D'URGENCE	⊖	5				
		1	0	1	NOT-HALT	⊖				
	1	1	NOT-HALT	⊖	5					




3SU1100-1HB20-1CH0



3SU1100-1LB20-1PH0

With red mushroom, diameter 40 mm, with latching

Rotate to unlatch	2	0	2	NOT-HALT		5	Screw terminals  3SU1100-1LB20-1PH0	1	1 unit	41J
-------------------	---	---	---	----------	--	---	---	---	--------	-----

⊕ Positive opening according to IEC 60947-5-1, Appendix K.
Can be used with 3SK11 safety relays or the 3RK3 Modular Safety System, see page 11/1 onwards.
Certificate:



Commanding and Signaling Devices


SIRIUS ACT Pushbuttons and Indicator Lights

Actuators and Indicators, 22 mm, Round, Plastic, Black

Complete units > Selector switches

Selection and ordering data

Multi-unit packaging, see page 13/16.

Operating principle	Color	Number of			SD	Screw terminals 	PU (UNIT, SET, M)	PS*	PG
		Supply voltage for light source	Contact modules	NO contacts					
						Article No.	Price per PU		

Selector switches




3SU1100-2BF60-1BA0





3SU1100-2BL60-1NA0

Short black actuator, 2 switch positions, can be illuminated

Latching, 90° 	White	1	1	0	▶	3SU1100-2BF60-1BA0	1	1 unit	41J
		2	1	1	▶	3SU1100-2BF60-1MA0	1	1 unit	41J
	White 110 V	1	1	0	5	3SU1103-2BF60-1BA0	1	1 unit	41J


Short black actuator, 3 switch positions, can be illuminated

Momentary contact, 2x45°, reset from left + right 	White	2	2	2	3	3SU1100-2BM60-1LA0	1	1 unit	41J
		2	2	0	▶	3SU1100-2BM60-1NA0	1	1 unit	41J


Latching, 2x45° 	White	2	2	2	▶	3SU1100-2BL60-1LA0	1	1 unit	41J
		2	2	0	▶	3SU1100-2BL60-1NA0	1	1 unit	41J


Spring-loaded terminals

Short black actuator, 2 switch positions, can be illuminated

Latching, 90° 	White	1	1	0	5	3SU1100-2BF60-3BA0	1	1 unit	41J
		2	1	1	5	3SU1100-2BF60-3MA0	1	1 unit	41J

Short black actuator, 3 switch positions, can be illuminated

Momentary contact, 2x45°, reset from left + right 	White	2	2	2	5	3SU1100-2BM60-3LA0	1	1 unit	41J
		2	2	0	5	3SU1100-2BM60-3NA0	1	1 unit	41J

Latching, 2x45° 	White	2	2	2	5	3SU1100-2BL60-3LA0	1	1 unit	41J
		2	2	0	5	3SU1100-2BL60-3NA0	1	1 unit	41J

Commanding and Signaling Devices


SIRIUS ACT Pushbuttons and Indicator Lights

Actuators and Indicators, 22 mm, Round, Plastic, Black









Complete units > Key-operated switches

Selection and ordering data

Multi-unit packaging,
see page 13/16.

Operating principle	Switch position for key removal	Number of			Number of keys	SD	Screw terminals 	PU (UNIT, SET, M)	PS*	PG
		Contact modules	NO contacts	NC contacts						
							Article No.	Price per PU		

Key-operated switches

	With RONIS lock, SB30, 2 switch positions						▶	3SU1100-4BF11-1BA0	1	1 unit	41J
	Latching, 90° (10:30/1:30 o'clock)	O+I	1	1	0	2					
											
	With RONIS lock, SB30, 3 switch positions						5	3SU1100-4BL11-1NA0	1	1 unit	41J
	Latching, 2x45° (10:30/1:30 o'clock)	I+O+II	2	2	0	2					
											
	With RONIS lock, SB30, 2 switch positions						5	3SU1100-4BF11-3BA0	1	1 unit	41J
	Latching, 90° (10:30/1:30 o'clock)	O+I	1	1	0	2					
											
							Spring-loaded terminals 				
With CES lock, SSG10, 2 switch positions						2	3SU1100-5BF11-3FA0	1	1 unit	41J	
Latching, 90° (10:30/1:30 o'clock)	O+I	1	1	1	2						
											

Commanding and Signaling Devices

SIRIUS ACT Pushbuttons and Indicator Lights

Actuators and Indicators, 22 mm, Round, Plastic, Black

Complete units > Coordinate switches


Selection and ordering data

Multi-unit packaging,
see page 13/16.

Number of NO contacts (1 per direction)	Operating principle	Direction of actuation	SD	Screw terminals	⊕	PU (UNIT, SET, M)	PS*	PG
			d	Article No.		Price per PU		


Coordinate switches

Without mechanical interlock, 2 switch positions

	2	Momentary contact	Horizontal	5	3SU1100-7AC10-1NA0	1	1 unit	41J
			Vertical	5	3SU1100-7AD10-1NA0	1	1 unit	41J
	Latching	Horizontal	5	3SU1100-7AA10-1NA0	1	1 unit	41J	
		Vertical	5	3SU1100-7AB10-1NA0	1	1 unit	41J	


3SU1100-7AC10-1NA0

Without mechanical interlock, 4 switch positions

	4	Momentary contact	Horizontal/Vertical	3	3SU1100-7AF10-1QA0	1	1 unit	41J
			Latching	Horizontal/Vertical	5	3SU1100-7AE10-1QA0	1	1 unit


3SU1100-7AF10-1QA0

With mechanical interlock, 2 switch positions

	2	Momentary contact	Horizontal	5	3SU1100-7BC10-1NA0	1	1 unit	41J
			Vertical	5	3SU1100-7BD10-1NA0	1	1 unit	41J
	Latching	Horizontal	5	3SU1100-7BA10-1NA0	1	1 unit	41J	
		Vertical	5	3SU1100-7BB10-1NA0	1	1 unit	41J	

3SU1100-7BA10-1NA0

With mechanical interlock, 4 switch positions

	4	Momentary contact	Horizontal/Vertical	5	3SU1100-7BF10-1QA0	1	1 unit	41J
			Latching	Horizontal/Vertical	5	3SU1100-7BE10-1QA0	1	1 unit

3SU1100-7BF10-1QA0

Commanding and Signaling Devices

SIRIUS ACT Pushbuttons and Indicator Lights

Actuators and Indicators, 22 mm, Round, Plastic, Black

Complete units > Indicator lights




Selection and ordering data

Multi-unit packaging,
see page 13/16.

Operational voltage		Color		SD	Screw terminals	PU (UNIT, SET, M)	PS*	PG
at AC, rated value	at DC, rated value	of actuating element	of light source					
V	V			d	Article No.	Price per PU		




Indicator lights

With smooth lens and integrated LED

	24	24	Red	Red	▶	3SU1102-6AA20-1AA0	1	1 unit	41J
			Yellow	Yellow	▶	3SU1102-6AA30-1AA0	1	1 unit	41J
			Green	Green	▶	3SU1102-6AA40-1AA0	1	1 unit	41J
			Blue	Blue	▶	3SU1102-6AA50-1AA0	1	1 unit	41J
			White	White	▶	3SU1102-6AA60-1AA0	1	1 unit	41J
			Clear	White	▶	3SU1102-6AA70-1AA0	1	1 unit	41J
				110	--	Amber	Amber	5	3SU1103-6AA00-1AA0
Red	Red	▶				3SU1103-6AA20-1AA0	1	1 unit	41J
Yellow	Yellow	▶				3SU1103-6AA30-1AA0	1	1 unit	41J
Green	Green	▶				3SU1103-6AA40-1AA0	1	1 unit	41J
Blue	Blue	▶				3SU1103-6AA50-1AA0	1	1 unit	41J
White	White	▶				3SU1103-6AA60-1AA0	1	1 unit	41J
Clear	White	▶				3SU1103-6AA70-1AA0	1	1 unit	41J
	230	--	Amber	Amber	5	3SU1106-6AA00-1AA0	1	1 unit	41J
			Red	Red	▶	3SU1106-6AA20-1AA0	1	1 unit	41J
			Yellow	Yellow	▶	3SU1106-6AA30-1AA0	1	1 unit	41J
			Green	Green	▶	3SU1106-6AA40-1AA0	1	1 unit	41J
			Blue	Blue	▶	3SU1106-6AA50-1AA0	1	1 unit	41J
			White	White	▶	3SU1106-6AA60-1AA0	1	1 unit	41J
			Clear	White	▶	3SU1106-6AA70-1AA0	1	1 unit	41J

3SU1106-6AA50-1AA0

Spring-loaded terminals

	24	24	Red	Red	3	3SU1102-6AA20-3AA0	1	1 unit	41J
			Yellow	Yellow	5	3SU1102-6AA30-3AA0	1	1 unit	41J
			Green	Green	3	3SU1102-6AA40-3AA0	1	1 unit	41J
			Blue	Blue	5	3SU1102-6AA50-3AA0	1	1 unit	41J
			White	White	3	3SU1102-6AA60-3AA0	1	1 unit	41J
			Clear	White	5	3SU1102-6AA70-3AA0	1	1 unit	41J
	110	--	Red	Red	5	3SU1103-6AA20-3AA0	1	1 unit	41J
			Yellow	Yellow	5	3SU1103-6AA30-3AA0	1	1 unit	41J
			Green	Green	5	3SU1103-6AA40-3AA0	1	1 unit	41J
			Blue	Blue	5	3SU1103-6AA50-3AA0	1	1 unit	41J
			White	White	5	3SU1103-6AA60-3AA0	1	1 unit	41J
			Clear	White	5	3SU1103-6AA70-3AA0	1	1 unit	41J
	230	--	Red	Red	5	3SU1106-6AA20-3AA0	1	1 unit	41J
			Yellow	Yellow	5	3SU1106-6AA30-3AA0	1	1 unit	41J
			Green	Green	5	3SU1106-6AA40-3AA0	1	1 unit	41J
			Blue	Blue	5	3SU1106-6AA50-3AA0	1	1 unit	41J
			White	White	5	3SU1106-6AA60-3AA0	1	1 unit	41J
			Clear	White	5	3SU1106-6AA70-3AA0	1	1 unit	41J

3SU1106-6AA60-3AA0

Commanding and Signaling Devices

SIRIUS ACT Pushbuttons and Indicator Lights

Actuators and Indicators, 22 mm, Round, Plastic, Black

Compact units > Indicator lights

Selection and ordering data

Multi-unit packaging,
see page 13/16.

	Operational voltage		Color		SD	Screw terminals	PU (UNIT, SET, M)	PS*	PG	
	at AC, rated value	at DC, rated value	of actuating element	of light source						
	V	V			d	Article No.	Price per PU			
Indicator lights										
	24	24	Amber	Amber	3	3SU1201-6AB00-1AA0		1	1 unit	41J
			Red	Red	▶	3SU1201-6AB20-1AA0				
			Yellow	Yellow	▶	3SU1201-6AB30-1AA0				
			Green	Green	▶	3SU1201-6AB40-1AA0				
			Blue	Blue	3	3SU1201-6AB50-1AA0				
			White	White	▶	3SU1201-6AB60-1AA0				
			Clear	Clear	▶	3SU1201-6AB70-1AA0				
			3SU1201-6AB50-1AA0							
	110	--	Amber	Amber	5	3SU1201-6AC00-1AA0		1	1 unit	41J
			Red	Red	3	3SU1201-6AC20-1AA0				
			Yellow	Yellow	3	3SU1201-6AC30-1AA0				
			Green	Green	3	3SU1201-6AC40-1AA0				
			Blue	Blue	5	3SU1201-6AC50-1AA0				
			White	White	3	3SU1201-6AC60-1AA0				
			Clear	Clear	5	3SU1201-6AC70-1AA0				
			3SU1201-6AC30-1AA0							
	230	--	Amber	Amber	5	3SU1201-6AF00-1AA0		1	1 unit	41J
			Red	Red	3	3SU1201-6AF20-1AA0				
			Yellow	Yellow	3	3SU1201-6AF30-1AA0				
			Green	Green	3	3SU1201-6AF40-1AA0				
			Blue	Blue	5	3SU1201-6AF50-1AA0				
			White	White	3	3SU1201-6AF60-1AA0				
			Clear	Clear	5	3SU1201-6AF70-1AA0				
			3SU1201-6AF30-1AA0							
Indicator lights with "traffic light" LED										
	6 ... 24	6 ... 24	Clear	Red/Yellow/ Green	▶	3SU1201-6AG24-1AA0		1	1 unit	41J
	110	--	Clear	Red/Yellow/ Green	▶	3SU1201-6AC24-1AA0				
	230	--	Clear	Red/Yellow/ Green	▶	3SU1201-6AF24-1AA0				
3SU1201-6AG24-1AA0										

Commanding and Signaling Devices

SIRIUS ACT Pushbuttons and Indicator Lights

Actuators and Indicators, 22 mm, Round, Plastic, Black

Compact units > Acoustic signaling devices/sensor switches/potentiometers

Selection and ordering data

Multi-unit packaging, see page 13/16.

Operational voltage		Volume level	SD	Screw terminals	PU (UNIT, SET, M)	PS*	PG
at AC, rated value	at DC, rated value						
V	V	dB/cm	d	Article No.	Price per PU		

Acoustic signaling devices



3SU1200-6KB10-1AA0

24	24	90/10	5	3SU1200-6KB10-1AA0		1	1 unit	41J				
110	--	90/10	5						3SU1200-6KC10-1AA0	1	1 unit	41J
230	--	90/10	5						3SU1200-6KF10-1AA0	1	1 unit	41J

Selection and ordering data

Multi-unit packaging, see page 13/16.

Operating principle	Number of NO contacts	Number of NC contacts	Color	SD	M12 plug, 4-pole	PU (UNIT, SET, M)	PS*	PG
				d	Article No.	Price per PU		

Sensor switches



3SU1200-1SK10-2SA0

Whether integrated in the two-hand operation console or installed as a door opening contact, the capacitive sensor switch is suitable for many different applications in industrial environments.

The switch is actuated by simple contact with the hand or other part of the body (i.e. without the application of pressure). As a result, these switches are rugged, extremely durable and have the highest possible degree of protection IP66, IP67, IP69 (IP69K).

Without pressure	1	0	Black	▶	3SU1200-1SK10-2SA0	1	1 unit	41J
------------------	---	---	-------	---	--------------------	---	--------	-----

Optional accessories

- "Protection for sensor switches", see page 13/143
- "Plugs for sensor switches, angled socket with screw terminal connection", see page 13/151

Selection and ordering data

Multi-unit packaging, see page 13/16.

Version of actuating element	Operating principle	Adjustable resistance	SD	Screw terminals	PU (UNIT, SET, M)	PS*	PG
		kΩ	d				
				Article No.	Price per PU		

Potentiometers



3SU1200-2PQ10-1AA0

Rotary knob	Stepless	1	▶	3SU1200-2PQ10-1AA0	1	1 unit	41J
		2.2	5	3SU1200-2PW10-1AA0	1	1 unit	41J
		4.7	▶	3SU1200-2PR10-1AA0	1	1 unit	41J
		10	▶	3SU1200-2PS10-1AA0	1	1 unit	41J
		47	▶	3SU1200-2PT10-1AA0	1	1 unit	41J
		100	▶	3SU1200-2PU10-1AA0	1	1 unit	41J
		470	▶	3SU1200-2PV10-1AA0	1	1 unit	41J

Labeling plates for potentiometers, see page 13/137.

Commanding and Signaling Devices

SIRIUS ACT Pushbuttons and Indicator Lights

Actuators and Indicators, 22 mm, Round, Plastic, Black

Compact units > Pushbuttons with extended stroke

Selection and ordering data

Multi-unit packaging,
see page 13/16.

Version	Color	SD	Article No.	Price per PU	PU (UNIT, SET, M)	PS*	PG
		d					

Pushbuttons with extended stroke


For actuating relays, can only be combined with extension plunger, no contact module or LED module required



3SU1200-0EB20-0AA0

Pushbuttons with flat button

Red	5	3SU1200-0EB20-0AA0	1	1 unit	41J
Green	5	3SU1200-0EB40-0AA0	1	1 unit	41J



3SU1200-0FB10-0AA0

Pushbuttons with raised button

Black	▶	3SU1200-0FB10-0AA0	1	1 unit	41J
Red	5	3SU1200-0FB20-0AA0	1	1 unit	41J




3SU1201-0EB70-0AA0

Pushbuttons with flat transparent button for insertion of insert labels

Red	▶	3SU1201-0EB20-0AA0	1	1 unit	41J
Clear	▶	3SU1201-0EB70-0AA0	1	1 unit	41J

Version	Material	Color	SD	Article No.	Price per PU	PU (UNIT, SET, M)	PS*	PG
			d					

Accessories



3SU1900-0KG10-0AA0

Extension plungers

Plastic	Gray	▶	3SU1900-0KG10-0AA0	1	1 unit	41J
---------	------	---	---------------------------	---	--------	-----

For compensation of the distance between the pushbutton and the unlatching button of an overload relay

Commanding and Signaling Devices

SIRIUS ACT Pushbuttons and Indicator Lights

Actuators and Indicators, 22 mm, Round, Plastic, Black

Actuating and signaling elements > Pushbuttons

Selection and ordering data

Multi-unit packaging, see page 13/16.

Version of actuating element	Operating principle	Color, marking	SD	Article No.	Price per PU	PU (UNIT, SET, M)	PS*	PG
Front ring version	Unlatching method		d					

Pushbuttons

 3SU1000-0AB20-0AD0	Pushbuttons with flat button Standard	Momentary contact	Black	▶	3SU1000-0AB10-0AA0	1	1 unit	41J
			Black, "O"	▶	3SU1000-0AB10-0AD0	1	1 unit	41J
			Red	▶	3SU1000-0AB20-0AA0	1	1 unit	41J
			Red, "O"	▶	3SU1000-0AB20-0AD0	1	1 unit	41J
			Yellow	▶	3SU1000-0AB30-0AA0	1	1 unit	41J
			Green	▶	3SU1000-0AB40-0AA0	1	1 unit	41J
			Green, "I"	▶	3SU1000-0AB40-0AC0	1	1 unit	41J
			Blue	▶	3SU1000-0AB50-0AA0	1	1 unit	41J
			Blue, "R"	5	3SU1000-0AB50-0AR0	1	1 unit	41J
			White	▶	3SU1000-0AB60-0AA0	1	1 unit	41J
			White, "I"	▶	3SU1000-0AB60-0AC0	1	1 unit	41J
			Clear	▶	3SU1000-0AB70-0AA0	1	1 unit	41J
			Gray	▶	3SU1000-0AB80-0AA0	1	1 unit	41J
 3SU1000-0AA30-0AA0		Latching	Black	▶	3SU1000-0AA10-0AA0	1	1 unit	41J
		Push to unlatch	Red	▶	3SU1000-0AA20-0AA0	1	1 unit	41J
			Yellow	3	3SU1000-0AA30-0AA0	1	1 unit	41J
			Green	▶	3SU1000-0AA40-0AA0	1	1 unit	41J
			Blue	▶	3SU1000-0AA50-0AA0	1	1 unit	41J
			White	▶	3SU1000-0AA60-0AA0	1	1 unit	41J
 3SU1000-0BB30-0AA0	Pushbuttons with raised button Standard	Momentary contact	Black	▶	3SU1000-0BB10-0AA0	1	1 unit	41J
			Red	▶	3SU1000-0BB20-0AA0	1	1 unit	41J
			Yellow	5	3SU1000-0BB30-0AA0	1	1 unit	41J
			Green	▶	3SU1000-0BB40-0AA0	1	1 unit	41J
			Blue	▶	3SU1000-0BB50-0AA0	1	1 unit	41J
			White	▶	3SU1000-0BB60-0AA0	1	1 unit	41J
 3SU1000-0CB40-0AA0	Pushbuttons with flat button Raised	Momentary contact	Black	3	3SU1000-0CB10-0AA0	1	1 unit	41J
			Red	5	3SU1000-0CB20-0AA0	1	1 unit	41J
			Yellow	5	3SU1000-0CB30-0AA0	1	1 unit	41J
			Green	5	3SU1000-0CB40-0AA0	1	1 unit	41J
			Blue	5	3SU1000-0CB50-0AA0	1	1 unit	41J
			White	5	3SU1000-0CB60-0AA0	1	1 unit	41J
 3SU1000-0DB50-0AA0	Pushbuttons with flat button Raised, castellated	Momentary contact	Black	3	3SU1000-0DB10-0AA0	1	1 unit	41J
			Red	5	3SU1000-0DB20-0AA0	1	1 unit	41J
			Yellow	5	3SU1000-0DB30-0AA0	1	1 unit	41J
			Green	5	3SU1000-0DB40-0AA0	1	1 unit	41J
			Blue	5	3SU1000-0DB50-0AA0	1	1 unit	41J
			White	5	3SU1000-0DB60-0AA0	1	1 unit	41J

Commanding and Signaling Devices

SIRIUS ACT Pushbuttons and Indicator Lights

Actuators and Indicators, 22 mm, Round, Plastic, Black

Actuating and signaling elements > Pushbuttons

Multi-unit packaging,
see page 13/16.

Version of actuating element	Operating principle	Color	SD	Article No.	Price per PU	PU (UNIT, SET, M)	PS*	PG	
Front ring version	Unlatching method		d						
Pushbuttons									
 3SU1001-0AB40-0AA0	Illuminated pushbuttons with flat button Standard	Momentary contact	Amber	5	3SU1001-0AB00-0AA0		1	1 unit	41J
			Red	▶	3SU1001-0AB20-0AA0		1	1 unit	41J
			Yellow	▶	3SU1001-0AB30-0AA0		1	1 unit	41J
			Green	▶	3SU1001-0AB40-0AA0		1	1 unit	41J
			Blue	▶	3SU1001-0AB50-0AA0		1	1 unit	41J
			White	▶	3SU1001-0AB60-0AA0		1	1 unit	41J
			Clear	▶	3SU1001-0AB70-0AA0		1	1 unit	41J
		 3SU1001-0AA20-0AA0	Illuminated pushbuttons with flat button Standard	Latching	Red	▶	3SU1001-0AA20-0AA0		1
Push to unlatch	Yellow			▶	3SU1001-0AA30-0AA0		1	1 unit	41J
	Green			▶	3SU1001-0AA40-0AA0		1	1 unit	41J
	Blue			▶	3SU1001-0AA50-0AA0		1	1 unit	41J
	White			▶	3SU1001-0AA60-0AA0		1	1 unit	41J
	Clear			▶	3SU1001-0AA70-0AA0		1	1 unit	41J
	 3SU1001-0BB70-0AA0			Illuminated pushbuttons with raised button Standard	Momentary contact	Red	▶	3SU1001-0BB20-0AA0	
		Yellow	▶		3SU1001-0BB30-0AA0		1	1 unit	41J
		Green	▶		3SU1001-0BB40-0AA0		1	1 unit	41J
		Blue	▶		3SU1001-0BB50-0AA0		1	1 unit	41J
		Clear	▶		3SU1001-0BB70-0AA0		1	1 unit	41J
 3SU1001-0DB50-0AA0	Illuminated pushbuttons with flat button Raised, castellated	Momentary contact	Blue	5	3SU1001-0DB50-0AA0		1	1 unit	41J
 3SU1000-0HC10-0AA0	Stop pushbuttons Standard	Momentary contact, latching by pressing in and turning to the right	Black	3	3SU1000-0HC10-0AA0		1	1 unit	41J
		Rotate to unlatch to the left	Red	3	3SU1000-0HC20-0AA0		1	1 unit	41J

Commanding and Signaling Devices

SIRIUS ACT Pushbuttons and Indicator Lights

Actuators and Indicators, 22 mm, Round, Plastic, Black


Actuating and signaling elements > Twin pushbuttons/quadruple pushbuttons

Selection and ordering data

Multi-unit packaging, see page 13/16.

	Version of actuating element	Operating principle	Color	Marking Symbol No.	SD	Article No.	Price per PU	PU (UNIT, SET, M)	PS*	PG
Twin pushbuttons										
	Twin pushbuttons flat, flat	Momentary contact	Green/Red	--	3	3SU1000-3AB42-0AA0		1	1 unit	41J
				"I"/"O"	▶	3SU1000-3AB42-0AK0		1	1 unit	41J
			White/Black	--	3	3SU1000-3AB61-0AA0		1	1 unit	41J
				"I"/"O"	▶	3SU1000-3AB61-0AK0		1	1 unit	41J
			White/White	--	3	3SU1000-3AB66-0AA0		1	1 unit	41J
				"_"/"+"	5	3SU1000-3AB66-0AL0		1	1 unit	41J
			Arrows, hor.		5	3SU1000-3AB66-0AM0		1	1 unit	41J
				Arrows, vert.	5	3SU1000-3AB66-0AN0		1	1 unit	41J
Black/Black	--	3	3SU1000-3AB11-0AA0		1	1 unit	41J			
	○ ○	3	3SU1000-3AB11-0AQ0		1	1 unit	41J			
5264/5265 (IEC 60417)										
	Twin pushbuttons flat, raised	Momentary contact	Green/Red	--	3	3SU1000-3BB42-0AA0		1	1 unit	41J
				"I"/"O"	▶	3SU1000-3BB42-0AK0		1	1 unit	41J
			White/Black	--	5	3SU1000-3BB61-0AA0		1	1 unit	41J
				"I"/"O"	▶	3SU1000-3BB61-0AK0		1	1 unit	41J
	Twin pushbuttons flat, flat, illuminated	Momentary contact	Green/Red	--	▶	3SU1001-3AB42-0AA0		1	1 unit	41J
				"I"/"O"	▶	3SU1001-3AB42-0AK0		1	1 unit	41J
				Arrows, vert.	3	3SU1001-3AB42-0AN0		1	1 unit	41J
			White/Black	--	▶	3SU1001-3AB61-0AA0		1	1 unit	41J
				"I"/"O"	▶	3SU1001-3AB61-0AK0		1	1 unit	41J
			White/White	--	▶	3SU1001-3AB66-0AA0		1	1 unit	41J
				"_"/"+"	5	3SU1001-3AB66-0AL0		1	1 unit	41J
				Arrows, vert.	5	3SU1001-3AB66-0AN0		1	1 unit	41J
Symbols "Circular saw blade"/ "Tilt tipper"	5	3SU1001-3AB66-0AP0		1	1 unit	41J				
	Twin pushbuttons flat, raised, illuminated	Momentary contact	Green/Red	--	3	3SU1001-3BB42-0AA0		1	1 unit	41J
				"I"/"O"	▶	3SU1001-3BB42-0AK0		1	1 unit	41J
			White/Black	--	▶	3SU1001-3BB61-0AA0		1	1 unit	41J
				"I"/"O"	3	3SU1001-3BB61-0AK0		1	1 unit	41J

Selection and ordering data

	Version of actuating element	Operating principle	Color	Marking Symbol No.	SD	Article No.	Price per PU	PU (UNIT, SET, M)	PS*	PG
Quadruple pushbuttons NEW										
	Quadruple pushbuttons Flat	Momentary contact	Black	--	5	3SU1000-3FB11-0AA0		1	1 unit	41J
				Arrows, vert.; arrows, hor.	5	3SU1000-3FB11-0AU0		1	1 unit	41J

Commanding and Signaling Devices








SIRIUS ACT Pushbuttons and Indicator Lights

Actuators and Indicators, 22 mm, Round, Plastic, Black

Actuating and signaling elements > Mushroom pushbuttons

Selection and ordering data

Multi-unit packaging, see page 13/16.

Version of actuating element	Operating principle Unlatching method	Color, marking	SD	Article No.	Price per PU	PU (UNIT, SET, M)	PS*	PG
Mushroom pushbuttons								
	Momentary contact	Black	▶	3SU1000-1AD10-0AA0		1	1 unit	41J
		Red	▶	3SU1000-1AD20-0AA0		1	1 unit	41J
		Yellow	▶	3SU1000-1AD30-0AA0		1	1 unit	41J
		Green	▶	3SU1000-1AD40-0AA0		1	1 unit	41J
	Latching	Black	▶	3SU1000-1AA10-0AA0		1	1 unit	41J
Pull to unlatch	Red	▶	3SU1000-1AA20-0AA0		1	1 unit	41J	
	Yellow	5	3SU1000-1AA30-0AA0		1	1 unit	41J	
3SU1000-1AD20-0AA0								
	Momentary contact	Black	▶	3SU1000-1BD10-0AA0		1	1 unit	41J
		Red	▶	3SU1000-1BD20-0AA0		1	1 unit	41J
		Yellow	3	3SU1000-1BD30-0AA0		1	1 unit	41J
		Green	▶	3SU1000-1BD40-0AA0		1	1 unit	41J
	Latching	Black	▶	3SU1000-1BA10-0AA0		1	1 unit	41J
Pull to unlatch	Red	▶	3SU1000-1BA20-0AA0		1	1 unit	41J	
	Red "O"	▶	3SU1000-1BA20-0AD0		1	1 unit	41J	
	Yellow	3	3SU1000-1BA30-0AA0		1	1 unit	41J	
	Green	5	3SU1000-1BA40-0AA0		1	1 unit	41J	
3SU1000-1BD40-0AA0								
	Momentary contact	Black	3	3SU1000-1CD10-0AA0		1	1 unit	41J
		Red	5	3SU1000-1CD20-0AA0		1	1 unit	41J
		Yellow	5	3SU1000-1CD30-0AA0		1	1 unit	41J
		Green	3	3SU1000-1CD40-0AA0		1	1 unit	41J
	Latching	Black	5	3SU1000-1CA10-0AA0		1	1 unit	41J
Pull to unlatch	Red	5	3SU1000-1CA20-0AA0		1	1 unit	41J	
3SU1000-1CD10-0AA0								
	Momentary contact	Red	5	3SU1001-1AD20-0AA0		1	1 unit	41J
		Yellow	3	3SU1001-1AD30-0AA0		1	1 unit	41J
		Green	3	3SU1001-1AD40-0AA0		1	1 unit	41J
		Blue	5	3SU1001-1AD50-0AA0		1	1 unit	41J
		White	3	3SU1001-1AD60-0AA0		1	1 unit	41J
		Clear	5	3SU1001-1AD70-0AA0		1	1 unit	41J
		Latching	Red	▶	3SU1001-1AA20-0AA0		1	1 unit
	Pull to unlatch	Yellow	3	3SU1001-1AA30-0AA0		1	1 unit	41J
		Green	5	3SU1001-1AA40-0AA0		1	1 unit	41J
		Blue	3	3SU1001-1AA50-0AA0		1	1 unit	41J
Clear	5	3SU1001-1AA70-0AA0		1	1 unit	41J		
3SU1001-1AD30-0AA0								
	Momentary contact	Yellow	3	3SU1001-1BD30-0AA0		1	1 unit	41J
		Green	3	3SU1001-1BD40-0AA0		1	1 unit	41J
		White	3	3SU1001-1BD60-0AA0		1	1 unit	41J
		Clear	3	3SU1001-1BD70-0AA0		1	1 unit	41J
	Latching	Red	▶	3SU1001-1BA20-0AA0		1	1 unit	41J
	Pull to unlatch	Yellow	3	3SU1001-1BA30-0AA0		1	1 unit	41J
		Green	5	3SU1001-1BA40-0AA0		1	1 unit	41J
		Blue	3	3SU1001-1BA50-0AA0		1	1 unit	41J
		Clear	5	3SU1001-1BA70-0AA0		1	1 unit	41J
		3SU1001-1BA50-0AA0						
	With positive latching	Black	▶	3SU1000-1HB10-0AA0		1	1 unit	41J
	Rotate to unlatch	Blue	3	3SU1000-1HB50-0AA0		1	1 unit	41J
3SU1000-1HB10-0AA0								
	With positive latching	Black	5	3SU1000-1HG10-0AA0		1	1 unit	41J
Key-operated release								
RONIS 455								
3SU1000-1HG10-0AA0								
	With positive latching	Black	X	3SU1000-1JB10-0AA0		1	1 unit	41J
Rotate to unlatch								
Mushroom pushbuttons, 60 mm diameter, 2 positions								

Commanding and Signaling Devices

SIRIUS ACT Pushbuttons and Indicator Lights

Actuators and Indicators, 22 mm, Round, Plastic, Black







Actuating and signaling elements > EMERGENCY STOP mushroom pushbuttons

Selection and ordering data

Multi-unit packaging, see page 13/16.

Version of actuating element	Outer diameter of mushroom mm	Color	SD	Article No.	Price per PU	PU (UNIT, SET, M)	PS*	PG
------------------------------	----------------------------------	-------	----	-------------	--------------	-------------------	-----	----

EMERGENCY STOP mushroom pushbuttons, in accordance with ISO 13850 and IEC 60947-5-5

Version of actuating element	Outer diameter of mushroom mm	Color	SD	Article No.	Price per PU	PU (UNIT, SET, M)	PS*	PG
With pull to unlatch								
 3SU1000-1HA20-0AA0 With positive latching, 2 positions	40	Red	▶	3SU1000-1HA20-0AA0		1	1 unit	41J
With rotate to unlatch								
 3SU1000-1GB20-0AA0 With positive latching, 2 positions	33.8	Red	▶	3SU1000-1GB20-0AA0		1	1 unit	41J
 3SU1000-1HB20-0AA0	40	Red	▶	3SU1000-1HB20-0AA0		1	1 unit	41J
 3SU1000-1JB20-0AA0	60	Red	▶	3SU1000-1JB20-0AA0		1	1 unit	41J
 3SU1000-1LB20-0AA0 With latching, 2 positions	40	Red	▶	3SU1000-1LB20-0AA0		1	1 unit	41J
With rotate to unlatch, can be illuminated								
 3SU1001-1HB20-0AA0 With positive latching, 2 positions	33.8	Red	▶	3SU1001-1GB20-0AA0		1	1 unit	41J
	40	Red	▶	3SU1001-1HB20-0AA0		1	1 unit	41J
	60	Red	▶	3SU1001-1JB20-0AA0		1	1 unit	41J

Commanding and Signaling Devices

SIRIUS ACT Pushbuttons and Indicator Lights

Actuators and Indicators, 22 mm, Round, Plastic, Black





Actuating and signaling elements > EMERGENCY STOP mushroom pushbuttons/Toggle switches

Multi-unit packaging,
see page 13/16.

Version of actuating element	Outer diameter of mushroom mm	Make of lock	Color	Number of keys	SD d	Article No.	Price per PU	PU (UNIT, SET, M)	PS*	PG
------------------------------	----------------------------------	--------------	-------	----------------	---------	-------------	--------------	-------------------	-----	----

EMERGENCY STOP mushroom pushbuttons, in accordance with ISO 13850 and IEC 60947-5-5

With key-operated release


	With positive latching, 2 positions	RONIS SB30	Red	2	▶	3SU1000-1HF20-0AA0		1	1 unit	41J	
		RONIS 455	Red	2	3		3SU1000-1HG20-0AA0		1	1 unit	41J
		BKS S1	Red	2	▶	3SU1000-1HK20-0AA0		1	1 unit	41J	
		BKS E7	Red	0	3		3SU1000-1HM20-0AA0		1	1 unit	41J
		BKS E9	Red	0	3		3SU1000-1HN20-0AA0		1	1 unit	41J
		O.M.R. 73037	Red	2	▶	3SU1000-1HQ20-0AA0		1	1 unit	41J	
		CES SSG10	Red	2	▶	3SU1000-1HR20-0AA0		1	1 unit	41J	
		CES SSP9	Red	2	▶	3SU1000-1HS20-0AA0		1	1 unit	41J	
		CES SMS1	Red	2	3		3SU1000-1HT20-0AA0		1	1 unit	41J

Selection and ordering data

Multi-unit packaging,
see page 13/16.

Number of switching positions	Number of command points	Color of actuating element	Operating principle of the actuating element	SD d	Article No.	Price per PU	PU (UNIT, SET, M)	PS*	PG
-------------------------------	--------------------------	----------------------------	--	---------	-------------	--------------	-------------------	-----	----

Toggle switches

	2	1	Black	Latching	3	3SU1000-3EA10-0AA0		1	1 unit	41J
				Momentary contact, reset from above	3	3SU1000-3EC10-0AA0		1	1 unit	41J

3SU1000-3EA10-0AA0

Commanding and Signaling Devices

SIRIUS ACT Pushbuttons and Indicator Lights

Actuators and Indicators, 22 mm, Round, Plastic, Black









Actuating and signaling elements > Selector switches

Selection and ordering data

Multi-unit packaging, see page 13/16.

Version of actuating element	Operating principle	Color	SD	Article No.	Price per PU	PU (UNIT, SET, M)	PS*	PG
------------------------------	---------------------	-------	----	-------------	--------------	-------------------	-----	----

Selector switches

2 switch positions, can be illuminated								
 3SU1002-2BC40-0AA0	Selector, short black actuator Momentary contact, 45° (10:30/12 o'clock), reset from center to left 	Black	▶	3SU1002-2BC10-0AA0		1	1 unit	41J
		Red	▶	3SU1002-2BC20-0AA0		1	1 unit	41J
		Yellow	▶	3SU1002-2BC30-0AA0		1	1 unit	41J
		Green	▶	3SU1002-2BC40-0AA0		1	1 unit	41J
		Blue	▶	3SU1002-2BC50-0AA0		1	1 unit	41J
		White	▶	3SU1002-2BC60-0AA0		1	1 unit	41J
 3SU1002-2BF30-0AA0	Latching, 90° (10:30/1:30 o'clock) 	Black	▶	3SU1002-2BF10-0AA0		1	1 unit	41J
		Red	▶	3SU1002-2BF20-0AA0		1	1 unit	41J
		Yellow	▶	3SU1002-2BF30-0AA0		1	1 unit	41J
		Green	▶	3SU1002-2BF40-0AA0		1	1 unit	41J
		Blue	▶	3SU1002-2BF50-0AA0		1	1 unit	41J
		White	▶	3SU1002-2BF60-0AA0		1	1 unit	41J
 3SU1002-2CF20-0AA0	Selector, long black actuator Latching, 90° (10:30/1:30 o'clock) 	Black	3	3SU1002-2CF10-0AA0		1	1 unit	41J
		Red	3	3SU1002-2CF20-0AA0		1	1 unit	41J
		White	3	3SU1002-2CF60-0AA0		1	1 unit	41J
 3SU1002-2AF20-0AA0	Rotary knob Latching, 90° (10:30/1:30 o'clock) 	Red	3	3SU1002-2AF20-0AA0		1	1 unit	41J
		White	▶	3SU1002-2AF60-0AA0		1	1 unit	41J

Commanding and Signaling Devices

SIRIUS ACT Pushbuttons and Indicator Lights

Actuators and Indicators, 22 mm, Round, Plastic, Black

Actuating and signaling elements > Selector switches

Multi-unit packaging,
see page 13/16.

Version of actuating element	Operating principle	Color	SD	Article No.	Price per PU	PU (UNIT, SET, M)	PS*	PG
------------------------------	---------------------	-------	----	-------------	--------------	-------------------	-----	----

Selector switches

3 switch positions, can be illuminated



3SU1002-2BM20-0AA0

Selector, short black actuator

Momentary contact, 2x45° (10:30/12/1:30 o'clock), reset from left + right



Black ▶
Red ▶
Yellow ▶
Green ▶
Blue ▶
White ▶

▶ 3SU1002-2BM10-0AA0
▶ 3SU1002-2BM20-0AA0
▶ 3SU1002-2BM30-0AA0
▶ 3SU1002-2BM40-0AA0
▶ 3SU1002-2BM50-0AA0
▶ 3SU1002-2BM60-0AA0

1 1 unit 41J
1 1 unit 41J
1 1 unit 41J
1 1 unit 41J
1 1 unit 41J
1 1 unit 41J



3SU1002-2BL60-0AA0

Latching, 2x45° (10:30/12/1:30 o'clock)



Black ▶
Red ▶
Yellow ▶
Green ▶
Blue ▶
White ▶

▶ 3SU1002-2BL10-0AA0
▶ 3SU1002-2BL20-0AA0
▶ 3SU1002-2BL30-0AA0
▶ 3SU1002-2BL40-0AA0
▶ 3SU1002-2BL50-0AA0
▶ 3SU1002-2BL60-0AA0

1 1 unit 41J
1 1 unit 41J
1 1 unit 41J
1 1 unit 41J
1 1 unit 41J
1 1 unit 41J



3SU1002-2BP50-0AA0

Momentary contact/latching, 2x45° (10:30/12/1:30 o'clock), reset from left, latching to the right



Black ▶
Red ▶
Yellow ▶
Green ▶
Blue ▶
White ▶

▶ 3SU1002-2BP10-0AA0
▶ 3SU1002-2BP20-0AA0
▶ 3SU1002-2BP30-0AA0
▶ 3SU1002-2BP40-0AA0
▶ 3SU1002-2BP50-0AA0
▶ 3SU1002-2BP60-0AA0

1 1 unit 41J
1 1 unit 41J
1 1 unit 41J
1 1 unit 41J
1 1 unit 41J
1 1 unit 41J



3SU1002-2BN30-0AA0

Latching/momentary contact, 2x45° (10:30/12/1:30 o'clock), reset from right, latching to the left



Black ▶
Red ▶
Yellow ▶
Green ▶
Blue ▶
White ▶

▶ 3SU1002-2BN10-0AA0
▶ 3SU1002-2BN20-0AA0
▶ 3SU1002-2BN30-0AA0
▶ 3SU1002-2BN40-0AA0
▶ 3SU1002-2BN50-0AA0
▶ 3SU1002-2BN60-0AA0

1 1 unit 41J
1 1 unit 41J
1 1 unit 41J
1 1 unit 41J
1 1 unit 41J
1 1 unit 41J



3SU1000-2AS60-0AA0

4 switch positions

Rotary knob

Latching, 4x90° (3/6/9/12 o'clock)



White ▶

▶ 3SU1000-2AS60-0AA0

1 1 unit 41J

Commanding and Signaling Devices

SIRIUS ACT Pushbuttons and Indicator Lights

Actuators and Indicators, 22 mm, Round, Plastic, Black

Actuating and signaling elements > Key-operated switches

Selection and ordering data

Multi-unit packaging, see page 13/16.

Operating principle	Make of lock	Switch position for key removal	Number of keys	SD	Article No.	Price per PU	PU (UNIT, SET, M)	PS*	PG
---------------------	--------------	---------------------------------	----------------	----	-------------	--------------	-------------------	-----	----

Key-operated switches

2 switch positions



3SU1000-4JC01-0AA0

Momentary contact, 45° (10:30/12 o'clock), reset from center to left



RONIS, SB30	O	2	▶		3SU1000-4BC01-0AA0		1	1 unit	41J
RONIS, 455	O	2	5		3SU1000-4CC01-0AA0		1	1 unit	41J
O.M.R. 73037, red	O	2	3		3SU1000-4FC01-0AA0		1	1 unit	41J
O.M.R. 73038, light blue	O	2	3		3SU1000-4GC01-0AA0		1	1 unit	41J
O.M.R. 73034, black	O	2	3		3SU1000-4HC01-0AA0		1	1 unit	41J
O.M.R. 73033, yellow	O	2	3		3SU1000-4JC01-0AA0		1	1 unit	41J
CES, SSG10	O	2	▶		3SU1000-5BC01-0AA0		1	1 unit	41J
CES, LSG1		2	3		3SU1000-5HC01-0AA0		1	1 unit	41J
BKS, S1	O	2	▶		3SU1000-5PC01-0AA0		1	1 unit	41J
IKON, 360012K1	O	2	▶		3SU1000-5XC01-0AA0		1	1 unit	41J



3SU1000-4BF11-0AA0

Latching, 90° (10:30/1:30 o'clock)



RONIS, SB30	O	2	▶		3SU1000-4BF01-0AA0		1	1 unit	41J
	O+I	2	▶		3SU1000-4BF11-0AA0		1	1 unit	41J
	I	2	▶		3SU1000-4BF21-0AA0		1	1 unit	41J
RONIS, 455	O	2	3		3SU1000-4CF01-0AA0		1	1 unit	41J
	O+I	2	3		3SU1000-4CF11-0AA0		1	1 unit	41J
RONIS, 421	O+I	2	5		3SU1000-4DF11-0AA0		1	1 unit	41J



3SU1000-4GF11-0AA0

O.M.R. 73037, red	O	2	3		3SU1000-4FF01-0AA0		1	1 unit	41J
	O+I	2	3		3SU1000-4FF11-0AA0		1	1 unit	41J
O.M.R. 73038, light blue	O	2	▶		3SU1000-4GF01-0AA0		1	1 unit	41J
	O+I	2	3		3SU1000-4GF11-0AA0		1	1 unit	41J
O.M.R. 73034, black	O	2	3		3SU1000-4HF01-0AA0		1	1 unit	41J
	O+I	2	3		3SU1000-4HF11-0AA0		1	1 unit	41J
	I	2	5		3SU1000-4HF21-0AA0		1	1 unit	41J
O.M.R. 73033, yellow	O	2	3		3SU1000-4JF01-0AA0		1	1 unit	41J
	O+I	2	3		3SU1000-4JF11-0AA0		1	1 unit	41J



3SU1000-5BF11-0AA0

CES, SSG10	O	2	▶		3SU1000-5BF01-0AA0		1	1 unit	41J
	O+I	2	▶		3SU1000-5BF11-0AA0		1	1 unit	41J
	I	2	▶		3SU1000-5BF21-0AA0		1	1 unit	41J
CES, SSG10 with key monitoring	O	2	▶		3SU1000-5JF01-0AA0		1	1 unit	41J
CES, LSG1	O	2	▶		3SU1000-5HF01-0AA0		1	1 unit	41J
	O+I	2	▶		3SU1000-5HF11-0AA0		1	1 unit	41J



3SU1000-5PF11-0AA0

BKS, S1	O	2	▶		3SU1000-5PF01-0AA0		1	1 unit	41J
	O+I	2	▶		3SU1000-5PF11-0AA0		1	1 unit	41J
	I	2	3		3SU1000-5PF21-0AA0		1	1 unit	41J
BKS, E1	O	0	3		3SU1000-5QF01-0AA0		1	1 unit	41J
	O+I	0	3		3SU1000-5QF11-0AA0		1	1 unit	41J
BKS, E2	O	0	▶		3SU1000-5RF01-0AA0		1	1 unit	41J
	O+I	0	3		3SU1000-5RF11-0AA0		1	1 unit	41J
BKS, E7	O	0	▶		3SU1000-5SF01-0AA0		1	1 unit	41J
	O+I	0	▶		3SU1000-5SF11-0AA0		1	1 unit	41J
BKS, E9	O	0	▶		3SU1000-5TF01-0AA0		1	1 unit	41J
	O+I	0	3		3SU1000-5TF11-0AA0		1	1 unit	41J
IKON, 360012K1	O	2	▶		3SU1000-5XF01-0AA0		1	1 unit	41J
	O+I	2	▶		3SU1000-5XF11-0AA0		1	1 unit	41J

Commanding and Signaling Devices

SIRIUS ACT Pushbuttons and Indicator Lights

Actuators and Indicators, 22 mm, Round, Plastic, Black

Actuating and signaling elements > Key-operated switches

Multi-unit packaging,
see page 13/16.

Operating principle	Make of lock	Switch position for key removal	Number of keys	SD	Article No.	Price per PU	PU (UNIT, SET, M)	PS*	PG
---------------------	--------------	---------------------------------	----------------	----	-------------	--------------	-------------------	-----	----

Key-operated switches

3 switch positions



3SU1000-4BM01-0AA0

Momentary contact, 2x45° (10:30/12/1:30 o'clock), reset from left + right



Latching, 2x45° (10:30/12/1:30 o'clock)



3SU1000-4FL01-0AA0



3SU1000-5BL01-0AA0



3SU1000-5JL01-0AA0

	RONIS, SB30	O	2	▶	3SU1000-4BM01-0AA0		1	1 unit	41J
	O.M.R. 73037, red	O	2	5	3SU1000-4FM01-0AA0		1	1 unit	41J
	O.M.R. 73034, black	O	2	5	3SU1000-4HM01-0AA0		1	1 unit	41J
	CES, SSG10	O	2	▶	3SU1000-5BM01-0AA0		1	1 unit	41J
	BKS, S1	O	2	3	3SU1000-5PM01-0AA0		1	1 unit	41J
	IKON, 360012K1	O	2	3	3SU1000-5XM01-0AA0		1	1 unit	41J
	RONIS, SB30	O	2	3	3SU1000-4BL01-0AA0		1	1 unit	41J
	I+O+II	2	▶	3SU1000-4BL11-0AA0		1	1 unit	41J	
	I	2	5	3SU1000-4BL21-0AA0		1	1 unit	41J	
	II	2	3	3SU1000-4BL31-0AA0		1	1 unit	41J	
	I+II	2	3	3SU1000-4BL41-0AA0		1	1 unit	41J	
	O+I	2	3	3SU1000-4BL51-0AA0		1	1 unit	41J	
	RONIS, 455	O	2	5	3SU1000-4CL01-0AA0		1	1 unit	41J
	I+O+II	2	3	3SU1000-4CL11-0AA0		1	1 unit	41J	
	O.M.R. 73037, red	O	2	5	3SU1000-4FL01-0AA0		1	1 unit	41J
	O+I	2	5	3SU1000-4FL51-0AA0		1	1 unit	41J	
	O.M.R. 73038, light blue	O	2	3	3SU1000-4GL01-0AA0		1	1 unit	41J
	I+O+II	2	3	3SU1000-4GL11-0AA0		1	1 unit	41J	
	O.M.R. 73034, black	O	2	5	3SU1000-4HL01-0AA0		1	1 unit	41J
	I+O+II	2	3	3SU1000-4HL11-0AA0		1	1 unit	41J	
	O.M.R. 73033, yellow	I+O+II	2	5	3SU1000-4JL11-0AA0		1	1 unit	41J
	CES, SSG10	O	2	▶	3SU1000-5BL01-0AA0		1	1 unit	41J
	I+O+II	2	▶	3SU1000-5BL11-0AA0		1	1 unit	41J	
	I	2	3	3SU1000-5BL21-0AA0		1	1 unit	41J	
	II	2	▶	3SU1000-5BL31-0AA0		1	1 unit	41J	
	I+II	2	3	3SU1000-5BL41-0AA0		1	1 unit	41J	
	O+I	2	3	3SU1000-5BL51-0AA0		1	1 unit	41J	
	CES, SSG10 with key monitoring	O	2	3	3SU1000-5JL01-0AA0		1	1 unit	41J
	BKS, S1	O	2	3	3SU1000-5PL01-0AA0		1	1 unit	41J
	I+O+II	2	3	3SU1000-5PL11-0AA0		1	1 unit	41J	
	I	2	3	3SU1000-5PL21-0AA0		1	1 unit	41J	
	II	2	3	3SU1000-5PL31-0AA0		1	1 unit	41J	
	I+II	2	3	3SU1000-5PL41-0AA0		1	1 unit	41J	
	BKS, E2	I+O+II	0	5	3SU1000-5RL11-0AA0		1	1 unit	41J
	BKS, E9	I+O+II	0	3	3SU1000-5TL11-0AA0		1	1 unit	41J
	IKON, 360012K1	O	2	3	3SU1000-5XL01-0AA0		1	1 unit	41J
	I+O+II	2	3	3SU1000-5XL11-0AA0		1	1 unit	41J	

Commanding and Signaling Devices

SIRIUS ACT Pushbuttons and Indicator Lights

Actuators and Indicators, 22 mm, Round, Plastic, Black

Actuating and signaling elements > Key-operated switches/ID key-operated switches

Multi-unit packaging,
see page 13/16.

Operating principle	Make of lock	Switch position for key removal	Number of keys	SD	Article No.	Price per PU	PU (UNIT, SET, M)	PS*	PG
---------------------	--------------	---------------------------------	----------------	----	-------------	--------------	-------------------	-----	----

Key-operated switches

3 switch positions



Momentary contact/latching, 2x45° (10:30/12/1:30 o'clock), reset from left, latching to the right



RONIS, SB30	O	2	3		3SU1000-4BP01-0AA0		1	1 unit	41J
	II	2	3		3SU1000-4BP31-0AA0		1	1 unit	41J
	O+II	2	3		3SU1000-4BP61-0AA0		1	1 unit	41J



CES, SSG10	O	2	3		3SU1000-5BP01-0AA0		1	1 unit	41J
	II	2	5		3SU1000-5BP31-0AA0		1	1 unit	41J
	O+II	2	3		3SU1000-5BP61-0AA0		1	1 unit	41J

BKS, S1	O	2	3		3SU1000-5PP01-0AA0		1	1 unit	41J
---------	---	---	---	--	---------------------------	--	---	--------	-----



Latching/momentary contact, 2x45° (10:30/12/1:30 o'clock), reset from right, latching to the left



RONIS, SB30	O	2	3		3SU1000-4BN01-0AA0		1	1 unit	41J
	I	2	3		3SU1000-4BN21-0AA0		1	1 unit	41J
	O+I	2	3		3SU1000-4BN51-0AA0		1	1 unit	41J

O.M.R. 73038, light blue	O	2	5		3SU1000-4GN01-0AA0		1	1 unit	41J
--------------------------	---	---	---	--	---------------------------	--	---	--------	-----

O.M.R. 73034, black	I	2	5		3SU1000-4HN21-0AA0		1	1 unit	41J
---------------------	---	---	---	--	---------------------------	--	---	--------	-----

CES, SSG10	O	2	3		3SU1000-5BN01-0AA0		1	1 unit	41J
------------	---	---	---	--	---------------------------	--	---	--------	-----

	I	2	3		3SU1000-5BN21-0AA0		1	1 unit	41J
--	---	---	---	--	---------------------------	--	---	--------	-----

	O+I	2	3		3SU1000-5BN51-0AA0		1	1 unit	41J
--	-----	---	---	--	---------------------------	--	---	--------	-----

BKS, S1	I	2	5		3SU1000-5PN21-0AA0		1	1 unit	41J
---------	---	---	---	--	---------------------------	--	---	--------	-----

	O+I	2	3		3SU1000-5PN51-0AA0		1	1 unit	41J
--	-----	---	---	--	---------------------------	--	---	--------	-----

IKON, 360012K1	O+I	2	5		3SU1000-5XN51-0AA0		1	1 unit	41J
----------------	-----	---	---	--	---------------------------	--	---	--------	-----

Selection and ordering data

Multi-unit packaging,
see page 13/16.

Operating angle	Operating principle	Switch position for key removal	Color	SD	Article No.	Price per PU	PU (UNIT, SET, M)	PS*	PG
-----------------	---------------------	---------------------------------	-------	----	-------------	--------------	-------------------	-----	----

ID key-operated switches

4 switch positions



45° Latching Key removal possible in all 4 positions

Black	▶	3SU1000-4WS10-0AA0		1	1 unit	41J
-------	---	---------------------------	--	---	--------	-----

For ID keys, see page 13/147.

For electronic modules for ID key-operated switches, see page 13/102.

For plastic holders for ID key-operated switches, see page 13/91.

Commanding and Signaling Devices



SIRIUS ACT Pushbuttons and Indicator Lights

Actuators and Indicators, 22 mm, Round, Plastic, Black

Actuating and signaling elements > Coordinate switches/indicator lights



Selection and ordering data

Multi-unit packaging, see page 13/16.

Product function Locking in zero position	Number of switching positions	Operating principle	Direction of actuation	SD	Article No.	Price per PU	PU (UNIT, SET, M)	PS*	PG	
Coordinate switches										
	No	2	Momentary contact	Horizontal	▶	3SU1000-7AC10-0AA0		1	1 unit	41J
			Vertical	▶						
	Latching	Horizontal	▶		3SU1000-7AA10-0AA0	1	1 unit	41J		
				Vertical					▶	3SU1000-7AB10-0AA0
	4	Momentary contact	Horizontal/	▶	3SU1000-7AF10-0AA0		1	1 unit		
		Vertical	▶						3SU1000-7AE10-0AA0	1
	Yes	2		Momentary contact	Horizontal	▶	3SU1000-7BC10-0AA0			
			Vertical	▶	3SU1000-7BD10-0AA0				1	1 unit
	Latching	Horizontal	▶			3SU1000-7BA10-0AA0	1	1 unit		
				Vertical	▶				3SU1000-7BB10-0AA0	1
	4	Momentary contact	Horizontal/	▶		3SU1000-7BF10-0AA0		1		
		Vertical	▶		3SU1000-7BE10-0AA0				1	1 unit

Selection and ordering data

Multi-unit packaging, see page 13/16.

Type of product	Color	SD	Article No.	Price per PU	PU (UNIT, SET, M)	PS*	PG
Indicator lights							
	With smooth lens	3	3SU1001-6AA00-0AA0		1	1 unit	41J
	Amber	▶	3SU1001-6AA20-0AA0		1	1 unit	41J
	Red	▶	3SU1001-6AA30-0AA0		1	1 unit	41J
	Yellow	▶	3SU1001-6AA40-0AA0		1	1 unit	41J
	Green	▶	3SU1001-6AA50-0AA0		1	1 unit	41J
	Blue	▶	3SU1001-6AA60-0AA0		1	1 unit	41J
	White	▶	3SU1001-6AA70-0AA0		1	1 unit	41J
Clear	▶						
Indicator lights in illuminated pushbutton design							
	--	3	3SU1001-0AD20-0AA0		1	1 unit	41J
	Red	3	3SU1001-0AD30-0AA0		1	1 unit	41J
	Yellow	3	3SU1001-0AD40-0AA0		1	1 unit	41J
	Green	3	3SU1001-0AD50-0AA0		1	1 unit	41J
	Blue	▶	3SU1001-0AD70-0AA0		1	1 unit	41J
Clear							

Commanding and Signaling Devices

SIRIUS ACT Pushbuttons and Indicator Lights

Actuators and Indicators, 22 mm, Plastic with Metal Front Ring, Matte

Complete units > Pushbuttons

Selection and ordering data

Multi-unit packaging,
see page 13/16.

Supply voltage for light source		Color	Number of			SD	Screw terminals	PU (UNIT, SET, M)	PS*	PG
At AC	At DC		Contact modules	NO contacts	NC contacts					
V	V						Article No.	Price per PU		


Pushbuttons



3SU1130-0AB10-1BA0

Pushbuttons with flat button, momentary contact

--	--	Black	1	1	0	▶	3SU1130-0AB10-1BA0	1	1 unit	41J
				0	1	▶	3SU1130-0AB10-1CA0	1	1 unit	41J
				1	1	▶	3SU1130-0AB10-1FA0	1	1 unit	41J
		Red	1	1	0	▶	3SU1130-0AB20-1BA0	1	1 unit	41J
				0	1	▶	3SU1130-0AB20-1CA0	1	1 unit	41J
				1	1	▶	3SU1130-0AB20-1FA0	1	1 unit	41J
		Yellow	1	1	0	▶	3SU1130-0AB30-1BA0	1	1 unit	41J
				1	1	▶	3SU1130-0AB30-1FA0	1	1 unit	41J
		Green	1	1	0	▶	3SU1130-0AB40-1BA0	1	1 unit	41J
				1	1	▶	3SU1130-0AB40-1FA0	1	1 unit	41J
		Blue	1	1	0	▶	3SU1130-0AB50-1BA0	1	1 unit	41J
				1	1	▶	3SU1130-0AB50-1FA0	1	1 unit	41J
		White	1	1	0	▶	3SU1130-0AB60-1BA0	1	1 unit	41J
				1	1	▶	3SU1130-0AB60-1FA0	1	1 unit	41J



3SU1130-0BB20-1CA0

Pushbuttons with raised button, momentary contact


--	--	Red	1	0	1	▶	3SU1130-0BB20-1CA0	1	1 unit	41J
----	----	-----	---	---	---	---	--------------------	---	--------	-----



3SU1132-0AB40-1BA0

Illuminated pushbuttons with flat button, momentary contact with integrated LED

24	24	Red	1	1	0	▶	3SU1132-0AB20-1BA0	1	1 unit	41J
				0	1	▶	3SU1132-0AB20-1CA0	1	1 unit	41J
				1	1	▶	3SU1132-0AB20-1FA0	1	1 unit	41J
		Yellow	1	1	0	▶	3SU1132-0AB30-1BA0	1	1 unit	41J
				1	1	▶	3SU1132-0AB30-1FA0	1	1 unit	41J
		Green	1	1	0	▶	3SU1132-0AB40-1BA0	1	1 unit	41J
				1	1	▶	3SU1132-0AB40-1FA0	1	1 unit	41J
		Blue	1	1	0	▶	3SU1132-0AB50-1BA0	1	1 unit	41J
				1	1	▶	3SU1132-0AB50-1FA0	1	1 unit	41J
		White	1	1	0	▶	3SU1132-0AB60-1BA0	1	1 unit	41J
				1	1	▶	3SU1132-0AB60-1FA0	1	1 unit	41J
		Clear	1	1	0	▶	3SU1132-0AB70-1BA0	1	1 unit	41J
				1	1	▶	3SU1132-0AB70-1FA0	1	1 unit	41J
110	--	Red	1	0	1	▶	3SU1133-0AB20-1CA0	1	1 unit	41J
				1	1	▶	3SU1133-0AB20-1FA0	1	1 unit	41J
		Yellow	1	1	0	▶	3SU1133-0AB30-1BA0	1	1 unit	41J
				1	1	▶	3SU1133-0AB30-1FA0	1	1 unit	41J
		Green	1	1	0	▶	3SU1133-0AB40-1BA0	1	1 unit	41J
				1	1	▶	3SU1133-0AB40-1FA0	1	1 unit	41J
		Blue	1	1	0	▶	3SU1133-0AB50-1BA0	1	1 unit	41J
				1	1	▶	3SU1133-0AB50-1FA0	1	1 unit	41J
		White	1	1	0	▶	3SU1133-0AB60-1BA0	1	1 unit	41J
				1	1	▶	3SU1133-0AB60-1FA0	1	1 unit	41J
		Clear	1	1	0	▶	3SU1133-0AB70-1BA0	1	1 unit	41J
				1	1	▶	3SU1133-0AB70-1FA0	1	1 unit	41J



3SU1133-0AB20-1CA0

Commanding and Signaling Devices

SIRIUS ACT Pushbuttons and Indicator Lights

Actuators and Indicators, 22 mm, Plastic with Metal Front Ring, Matte

Complete units > Pushbuttons

Multi-unit packaging,
see page 13/16.

Supply voltage for light source		Color	Number of			SD	Screw terminals	PU (UNIT, SET, M)	PS*	PG
At AC	At DC		Contact modules	NO contacts	NC contacts					
V	V					d	Article No.	Price per PU		

Pushbuttons



3SU1136-0AB40-1BA0

Illuminated pushbuttons with flat button, momentary contact with integrated LED

230	--	Red	1	0	1	5	3SU1136-0AB20-1CA0	1	1 unit	41J
			1	1	1	5	3SU1136-0AB20-1FA0	1	1 unit	41J
		Yellow	1	1	0	5	3SU1136-0AB30-1BA0	1	1 unit	41J
			1	1	1	5	3SU1136-0AB30-1FA0	1	1 unit	41J
		Green	1	1	0	5	3SU1136-0AB40-1BA0	1	1 unit	41J
			1	1	1	5	3SU1136-0AB40-1FA0	1	1 unit	41J
		Blue	1	1	0	5	3SU1136-0AB50-1BA0	1	1 unit	41J
			1	1	1	5	3SU1136-0AB50-1FA0	1	1 unit	41J
		White	1	1	0	5	3SU1136-0AB60-1BA0	1	1 unit	41J
			1	1	1	5	3SU1136-0AB60-1FA0	1	1 unit	41J
		Clear	1	1	0	5	3SU1136-0AB70-1BA0	1	1 unit	41J
			1	1	1	5	3SU1136-0AB70-1FA0	1	1 unit	41J

Spring-loaded terminals



3SU1130-0AB10-3BA0

Pushbuttons with flat button, momentary contact

--	--	Black	1	1	0	5	3SU1130-0AB10-3BA0	1	1 unit	41J
			1	1	1	5	3SU1130-0AB10-3FA0	1	1 unit	41J
		Red	1	0	1	5	3SU1130-0AB20-3CA0	1	1 unit	41J
			1	1	0	5	3SU1130-0AB40-3BA0	1	1 unit	41J
		White	1	1	1	5	3SU1130-0AB60-3FA0	1	1 unit	41J



3SU1132-0AB30-3BA0

Illuminated pushbuttons with flat button, momentary contact

24	24	Red	1	0	1	5	3SU1132-0AB20-3CA0	1	1 unit	41J
			1	1	1	5	3SU1132-0AB20-3FA0	1	1 unit	41J
		Yellow	1	1	0	5	3SU1132-0AB30-3BA0	1	1 unit	41J
			1	1	1	5	3SU1132-0AB30-3FA0	1	1 unit	41J
		Green	1	1	0	5	3SU1132-0AB40-3BA0	1	1 unit	41J
			1	1	1	5	3SU1132-0AB40-3FA0	1	1 unit	41J
		Blue	1	1	0	5	3SU1132-0AB50-3BA0	1	1 unit	41J
			1	1	1	5	3SU1132-0AB50-3FA0	1	1 unit	41J
		White	1	1	0	5	3SU1132-0AB60-3BA0	1	1 unit	41J
			1	1	1	5	3SU1132-0AB60-3FA0	1	1 unit	41J
		Clear	1	1	0	5	3SU1132-0AB70-3BA0	1	1 unit	41J
			1	1	1	5	3SU1132-0AB70-3FA0	1	1 unit	41J

Commanding and Signaling Devices

SIRIUS ACT Pushbuttons and Indicator Lights

Actuators and Indicators, 22 mm, Plastic with Metal Front Ring, Matte


Complete units > Mushroom pushbuttons/EMERGENCY STOP mushroom pushbuttons

Selection and ordering data

Multi-unit packaging, see page 13/16.

Unlatching method	Number of		SD	Screw terminals	PU (UNIT, SET, M)	PS*	PG
	Contact modules	NO contacts					
			d	Article No.	Price per PU		

Mushroom pushbuttons



3SU1130-1BA20-1CA0

With red mushroom, diameter 40 mm, latching

Pull to unlatch	1	0	1	5	3SU1130-1BA20-1CA0	1	1 unit	41J
		1	1	5		3SU1130-1BA20-1FA0	1	1 unit

Selection and ordering data

Multi-unit packaging, see page 13/16.

Unlatching method	Number of		Marking	SD	Screw terminals	PU (UNIT, SET, M)	PS*	PG
	Contact modules	NO contacts						
				d	Article No.	Price per PU		

EMERGENCY STOP mushroom pushbuttons, in accordance with ISO 13850 and IEC 60947-5-5



3SU1100-1HA20-1CH0

With red mushroom, diameter 40 mm, with positive latching

Pull to unlatch	1	0	1	NOT-HALT	⊖ 5	3SU1100-1HA20-1CH0	1	1 unit	41J				
		1	1	EMERGENCY STOP	⊖ 5					3SU1100-1HA20-1FG0	1	1 unit	41J
		1	1	NOT-HALT	⊖ 5					3SU1100-1HA20-1FH0	1	1 unit	41J



3SU1100-1HB20-1CH0

Rotate to unlatch	1	0	1	None	⊖ 5	3SU1100-1HB20-1CF0	1	1 unit	41J				
		0	1	EMERGENCY STOP	⊖ 5					3SU1100-1HB20-1CG0	1	1 unit	41J
		0	1	NOT-HALT	⊖ ▶					3SU1100-1HB20-1CH0	1	1 unit	41J
		0	2	EMERGENCY STOP	⊖ 5					3SU1100-1HB20-1PG0	1	1 unit	41J
		0	1	ARRET D'URGENCE	⊖ 5					3SU1100-1HB20-1CJ0	1	1 unit	41J
		1	1	EMERGENCY STOP	⊖ 5					3SU1100-1HB20-1FG0	1	1 unit	41J
		1	1	NOT-HALT	⊖ ▶					3SU1100-1HB20-1FH0	1	1 unit	41J
		1	1	ARRET D'URGENCE	⊖ 5					3SU1100-1HB20-1FJ0	1	1 unit	41J

Rotate to unlatch	1	0	1	NOT-HALT	⊖ 5	3SU1100-1HB20-3CH0	1	1 unit	41J
		1	1	NOT-HALT	⊖ 5				

With red mushroom, diameter 40 mm, with latching



3SU1100-1LB20-1PH0

Rotate to unlatch	2	0	2	NOT-HALT	5	3SU1100-1LB20-1PH0	1	1 unit	41J
-------------------	---	---	---	----------	---	--------------------	---	--------	-----

⊖ Positive opening according to IEC 60947-5-1, Appendix K.
Can be used with 3SK11 safety relays or the 3RK3 Modular Safety System, see page 11/1 onwards.
Certificate:



Commanding and Signaling Devices


SIRIUS ACT Pushbuttons and Indicator Lights

Actuators and Indicators, 22 mm, Plastic with Metal Front Ring, Matte

Complete units > Selector switches

Selection and ordering data

Multi-unit packaging,
see page 13/16.

Operating principle	Color	Number of Contact modules	NO contacts	NC contacts	SD	Screw terminals 	PU (UNIT, SET, M)	PS*	PG
					d	Article No.	Price per PU		

Selector switches




3SU1130-2BF60-1BA0



3SU1130-2BL60-1NA0

Short black actuator, 2 switch positions, can be illuminated

Latching, 90°	White	1	1	0	▶	3SU1130-2BF60-1BA0	1	1 unit	41J
			1	1	▶	3SU1130-2BF60-1MA0	1	1 unit	41J

Short black actuator, 3 switch positions, can be illuminated

Momentary contact, 2x45°	White	2	2	2	5	3SU1130-2BM60-1LA0	1	1 unit	41J
			2	0	3	3SU1130-2BM60-1NA0	1	1 unit	41J




Latching, 2x45°	White	2	2	2	3	3SU1130-2BL60-1LA0	1	1 unit	41J
			2	0	▶	3SU1130-2BL60-1NA0	1	1 unit	41J



Spring-loaded terminals

Short black actuator, 2 switch positions, can be illuminated

Latching, 90°	White	1	1	0	5	3SU1130-2BF60-3BA0	1	1 unit	41J
			1	1	5	3SU1130-2BF60-3MA0	1	1 unit	41J

Short black actuator, 3 switch positions, can be illuminated

Momentary contact, 2x45°	White	2	2	0	5	3SU1130-2BM60-3NA0	1	1 unit	41J
--------------------------	-------	---	---	---	---	---------------------------	---	--------	-----



Latching, 2x45°	White	2	2	2	5	3SU1130-2BL60-3LA0	1	1 unit	41J
			2	0	5	3SU1130-2BL60-3NA0	1	1 unit	41J



Commanding and Signaling Devices


SIRIUS ACT Pushbuttons and Indicator Lights

Actuators and Indicators, 22 mm, Plastic with Metal Front Ring, Matte







Complete units > Key-operated switches/coordinate switches

Selection and ordering data

Multi-unit packaging, see page 13/16.


Operating principle	Switch position for key removal	Number of Contact modules			Number of keys	SD	Screw terminals 	PU (UNIT, SET, M)	PS*	PG
		NO contacts	NC contacts							
							Article No.	Price per PU		

Key-operated switches





	With RONIS lock, SB30, 2 switch positions									
	Latching, 90° (10:30/1:30 o'clock) 	O+I	1	1	0	2	3	3SU1130-4BF11-1BA0	1	1 unit
			1	1	2	3	3SU1130-4BF11-1FA0	1	1 unit	41J
	With RONIS lock, SB30, 3 switch positions									
	Latching, 2x45° (10:30/12/1:30 o'clock) 	I+O+II	2	2	0	2	5	3SU1130-4BL11-1NA0	1	1 unit
	With RONIS lock, SB30, 2 switch positions									
	Latching, 90° (10:30/1:30 o'clock) 	O+I	1	1	0	2	5	3SU1130-4BF11-3BA0	1	1 unit

Selection and ordering data

Multi-unit packaging, see page 13/16.

Number of NO contacts (1 per direction)	Operating principle	Direction of actuation	SD	Screw terminals 	PU (UNIT, SET, M)	PS*	PG

Coordinate switches

	Without mechanical interlock, 2 switch positions									
	2	Momentary contact	Horizontal	5	3SU1130-7AC10-1NA0	1	1 unit	41J		
			Vertical	5	3SU1130-7AD10-1NA0	1	1 unit	41J		
		Latching	Horizontal	5	3SU1130-7AA10-1NA0	1	1 unit	41J		
Vertical			5	3SU1130-7AB10-1NA0	1	1 unit	41J			
	Without mechanical interlock, 4 switch positions									
	4	Momentary contact	Horizontal/Vertical	5	3SU1130-7AF10-1QA0	1	1 unit	41J		
			Latching	Horizontal/Vertical	5	3SU1130-7AE10-1QA0	1	1 unit	41J	
		With mechanical interlock, 2 switch positions								
2		Momentary contact	Horizontal	5	3SU1130-7BC10-1NA0	1	1 unit	41J		
			Vertical	5	3SU1130-7BD10-1NA0	1	1 unit	41J		
		Latching	Horizontal	5	3SU1130-7BA10-1NA0	1	1 unit	41J		
	Vertical		5	3SU1130-7BB10-1NA0	1	1 unit	41J			
	With mechanical interlock, 4 switch positions									
	4	Momentary contact	Horizontal/Vertical	5	3SU1130-7BF10-1QA0	1	1 unit	41J		
Latching			Horizontal/Vertical	5	3SU1130-7BE10-1QA0	1	1 unit	41J		

Commanding and Signaling Devices

SIRIUS ACT Pushbuttons and Indicator Lights

Actuators and Indicators, 22 mm, Plastic with Metal Front Ring, Matte

Complete units > Indicator lights




Selection and ordering data

Multi-unit packaging,
see page 13/16.




Operational voltage		Color		SD	Screw terminals	PU (UNIT, SET, M)	PS*	PG
at AC, rated value	at DC, rated value	of actuating element	of light source					
V	V			d	Article No.	Price per PU		

Indicator lights

With smooth lens and integrated LED

	24	24	Red	Red	▶	3SU1102-6AA20-1AA0	1	1 unit	41J
			Yellow	Yellow	▶	3SU1102-6AA30-1AA0	1	1 unit	41J
			Green	Green	▶	3SU1102-6AA40-1AA0	1	1 unit	41J
			Blue	Blue	▶	3SU1102-6AA50-1AA0	1	1 unit	41J
			White	White	▶	3SU1102-6AA60-1AA0	1	1 unit	41J
			Clear	White	▶	3SU1102-6AA70-1AA0	1	1 unit	41J
				110	--	Amber	Amber	5	3SU1103-6AA00-1AA0
Red	Red	▶				3SU1103-6AA20-1AA0	1	1 unit	41J
Yellow	Yellow	▶				3SU1103-6AA30-1AA0	1	1 unit	41J
Green	Green	▶				3SU1103-6AA40-1AA0	1	1 unit	41J
Blue	Blue	▶				3SU1103-6AA50-1AA0	1	1 unit	41J
White	White	▶				3SU1103-6AA60-1AA0	1	1 unit	41J
Clear	White	▶				3SU1103-6AA70-1AA0	1	1 unit	41J
	230	--	Amber	Amber	5	3SU1106-6AA00-1AA0	1	1 unit	41J
			Red	Red	▶	3SU1106-6AA20-1AA0	1	1 unit	41J
			Yellow	Yellow	▶	3SU1106-6AA30-1AA0	1	1 unit	41J
			Green	Green	▶	3SU1106-6AA40-1AA0	1	1 unit	41J
			Blue	Blue	▶	3SU1106-6AA50-1AA0	1	1 unit	41J
			White	White	▶	3SU1106-6AA60-1AA0	1	1 unit	41J
			Clear	White	▶	3SU1106-6AA70-1AA0	1	1 unit	41J

Spring-loaded terminals

	24	24	Red	Red	3	3SU1102-6AA20-3AA0	1	1 unit	41J
			Yellow	Yellow	5	3SU1102-6AA30-3AA0	1	1 unit	41J
			Green	Green	3	3SU1102-6AA40-3AA0	1	1 unit	41J
			Blue	Blue	5	3SU1102-6AA50-3AA0	1	1 unit	41J
			White	White	3	3SU1102-6AA60-3AA0	1	1 unit	41J
			Clear	White	5	3SU1102-6AA70-3AA0	1	1 unit	41J
				110	--	Red	Red	5	3SU1103-6AA20-3AA0
Yellow	Yellow	5				3SU1103-6AA30-3AA0	1	1 unit	41J
Green	Green	5				3SU1103-6AA40-3AA0	1	1 unit	41J
Blue	Blue	5				3SU1103-6AA50-3AA0	1	1 unit	41J
White	White	5				3SU1103-6AA60-3AA0	1	1 unit	41J
Clear	White	5				3SU1103-6AA70-3AA0	1	1 unit	41J
	230	--				Red	Red	5	3SU1106-6AA20-3AA0
			Yellow	Yellow	5	3SU1106-6AA30-3AA0	1	1 unit	41J
			Green	Green	5	3SU1106-6AA40-3AA0	1	1 unit	41J
			Blue	Blue	5	3SU1106-6AA50-3AA0	1	1 unit	41J
			White	White	5	3SU1106-6AA60-3AA0	1	1 unit	41J
			Clear	White	5	3SU1106-6AA70-3AA0	1	1 unit	41J

Commanding and Signaling Devices





SIRIUS ACT Pushbuttons and Indicator Lights

Actuators and Indicators, 22 mm, Plastic with Metal Front Ring, Matte

Compact units > Indicator lights

Selection and ordering data

Multi-unit packaging, see page 13/16.

	Operational voltage		Color		SD	Screw terminals	PU (UNIT, SET, M)	PS*	PG	
	at AC, rated value	at DC, rated value	of actuating element	of light source						
	V	V			d	Article No.	Price per PU			
Indicator lights										
	24	24	Amber	Amber	3	3SU1201-6AB00-1AA0		1	1 unit	41J
			Red	Red	▶	3SU1201-6AB20-1AA0		1	1 unit	41J
			Yellow	Yellow	▶	3SU1201-6AB30-1AA0		1	1 unit	41J
			Green	Green	▶	3SU1201-6AB40-1AA0		1	1 unit	41J
			Blue	Blue	3	3SU1201-6AB50-1AA0		1	1 unit	41J
			White	White	▶	3SU1201-6AB60-1AA0		1	1 unit	41J
			Clear	Clear	▶	3SU1201-6AB70-1AA0		1	1 unit	41J
			3SU1201-6AB50-1AA0							
	110	--	Amber	Amber	5	3SU1201-6AC00-1AA0		1	1 unit	41J
			Red	Red	3	3SU1201-6AC20-1AA0		1	1 unit	41J
			Yellow	Yellow	3	3SU1201-6AC30-1AA0		1	1 unit	41J
			Green	Green	3	3SU1201-6AC40-1AA0		1	1 unit	41J
			Blue	Blue	5	3SU1201-6AC50-1AA0		1	1 unit	41J
			White	White	3	3SU1201-6AC60-1AA0		1	1 unit	41J
			Clear	Clear	5	3SU1201-6AC70-1AA0		1	1 unit	41J
			3SU1201-6AC30-1AA0							
	230	--	Amber	Amber	5	3SU1201-6AF00-1AA0		1	1 unit	41J
			Red	Red	3	3SU1201-6AF20-1AA0		1	1 unit	41J
			Yellow	Yellow	3	3SU1201-6AF30-1AA0		1	1 unit	41J
			Green	Green	3	3SU1201-6AF40-1AA0		1	1 unit	41J
			Blue	Blue	5	3SU1201-6AF50-1AA0		1	1 unit	41J
			White	White	3	3SU1201-6AF60-1AA0		1	1 unit	41J
			Clear	Clear	5	3SU1201-6AF70-1AA0		1	1 unit	41J
			3SU1201-6AF30-1AA0							
Indicator lights with "traffic light" LED										
	6 ... 24	6 ... 24	Clear	Red/Yellow/ Green	▶	3SU1201-6AG24-1AA0		1	1 unit	41J
	110	--	Clear	Red/Yellow/ Green	▶	3SU1201-6AC24-1AA0		1	1 unit	41J
	230	--	Clear	Red/Yellow/ Green	▶	3SU1201-6AF24-1AA0		1	1 unit	41J
3SU1201-6AG24-1AA0										

Commanding and Signaling Devices


SIRIUS ACT Pushbuttons and Indicator Lights

Actuators and Indicators, 22 mm, Plastic with Metal Front Ring, Matte

Compact units > Acoustic signaling devices/sensor switches

Selection and ordering data

Multi-unit packaging,
see page 13/16.

Operational voltage		Volume level	SD	Screw terminals 	PU (UNIT, SET, M)	PS*	PG
at AC, rated value	at DC, rated value						
V	V	dB/cm	d	Article No.	Price per PU		

Acoustic signaling devices



3SU1200-6KB10-1AA0

24	24	90/10	5	3SU1200-6KB10-1AA0		1	1 unit	41J
110	--	90/10	5	3SU1200-6KC10-1AA0		1	1 unit	41J
230	--	90/10	5	3SU1200-6KF10-1AA0		1	1 unit	41J

Selection and ordering data

Operating principle	Number of NO contacts	Number of NC contacts	Color	SD	M12 plug, 4-pole	PU (UNIT, SET, M)	PS*	PG
				d	Article No.	Price per PU		

Sensor switches



3SU1200-1SK10-2SA0

Whether integrated in the two-hand operation console or installed as a door opening contact, the capacitive sensor switch is suitable for many different applications in industrial environments.

The switch is actuated by simple contact with the hand or other part of the body (i.e. without the application of pressure). As a result, these switches are rugged, extremely durable and have the highest possible degree of protection IP66, IP67, IP69 (IP69K).

Without pressure	1	0	Black	▶	3SU1200-1SK10-2SA0		1	1 unit	41J
------------------	---	---	-------	---	---------------------------	--	---	--------	-----

Optional accessories

- "Protection for sensor switches", [see page 13/143](#)
- "Plugs for sensor switches, angled socket with screw terminal connection", [see page 13/151](#)

Commanding and Signaling Devices

SIRIUS ACT Pushbuttons and Indicator Lights

Actuators and Indicators, 22 mm, Plastic with Metal Front Ring, Matte

Compact units > Potentiometers/pushbuttons with extended stroke

Selection and ordering data

Multi-unit packaging, see page 13/16.

Version of actuating element	Operating principle	Adjustable resistance	SD	Screw terminals	PU (UNIT, SET, M)	PS*	PG
		kΩ	d	Article No.	Price per PU		

Potentiometers



3SU1200-2PQ10-1AA0

Version of actuating element	Operating principle	Adjustable resistance	SD	Article No.	Price per PU	PU (UNIT, SET, M)	PS*	PG
Rotary knob	Stepless	1	▶	3SU1200-2PQ10-1AA0		1	1 unit	41J
		2.2	▶	3SU1200-2PW10-1AA0		1	1 unit	41J
		4.7	▶	3SU1200-2PR10-1AA0		1	1 unit	41J
		10	▶	3SU1200-2PS10-1AA0		1	1 unit	41J
		47	▶	3SU1200-2PT10-1AA0		1	1 unit	41J
		100	▶	3SU1200-2PU10-1AA0		1	1 unit	41J
		470	▶	3SU1200-2PV10-1AA0		1	1 unit	41J

Labeling plates for potentiometers, see page 13/137.

Selection and ordering data

Multi-unit packaging, see page 13/16.

Version	Color	SD	Article No.	Price per PU	PU (UNIT, SET, M)	PS*	PG
		d					

Pushbuttons with extended stroke

For actuating relays, can only be combined with extension plunger, no contact module or LED module required



3SU1230-0EB40-0AA0

Version	Color	SD	Article No.	Price per PU	PU (UNIT, SET, M)	PS*	PG
Pushbuttons with flat button	Red	5	3SU1230-0EB20-0AA0		1	1 unit	41J
	Green	5	3SU1230-0EB40-0AA0		1	1 unit	41J



3SU1230-0FB10-0AA0

Version	Color	SD	Article No.	Price per PU	PU (UNIT, SET, M)	PS*	PG
Pushbuttons with raised button	Black	3	3SU1230-0FB10-0AA0		1	1 unit	41J




3SU1231-0EB20-0AA0

Version	Color	SD	Article No.	Price per PU	PU (UNIT, SET, M)	PS*	PG
Pushbuttons with flat transparent button for insertion of insert labels	Red	3	3SU1231-0EB20-0AA0		1	1 unit	41J
	Clear	3	3SU1231-0EB70-0AA0		1	1 unit	41J

Version	Material	Color	SD	Article No.	Price per PU	PU (UNIT, SET, M)	PS*	PG
			d					

Accessories



3SU1900-0KG10-0AA0

Version	Material	Color	SD	Article No.	Price per PU	PU (UNIT, SET, M)	PS*	PG
Extension plungers	Plastic	Gray	▶	3SU1900-0KG10-0AA0		1	1 unit	41J

For compensation of the distance between the pushbutton and the unlatching button of an overload relay

Commanding and Signaling Devices

SIRIUS ACT Pushbuttons and Indicator Lights

Actuators and Indicators, 22 mm, Plastic with Metal Front Ring, Matte

Actuating and signaling elements > Pushbuttons

Selection and ordering data

Multi-unit packaging, see page 13/16.

Version of actuating element Front ring version	Operating principle Unlatching method	Color, marking	SD	Article No.	Price per PU	PU (UNIT, SET, M)	PS*	PG
--	--	----------------	----	-------------	--------------	-------------------	-----	----

Pushbuttons



3SU1030-0AB50-0AR0

Pushbuttons with flat button

Standard

Momentary contact

Black ▶
Black, "O" ▶
Red ▶
Red, "O" ▶
Red, "AUTO" 5 ▶
Yellow ▶
Green ▶
Green, "I" ▶
Blue ▶
Blue, "R" 5 ▶
White ▶
White, "I" ▶
Clear ▶
Gray ▶

▶ 3SU1030-0AB10-0AA0 1 1 unit 41J
▶ 3SU1030-0AB10-0AD0 1 1 unit 41J
▶ 3SU1030-0AB20-0AA0 1 1 unit 41J
▶ 3SU1030-0AB20-0AD0 1 1 unit 41J
▶ 3SU1030-0AB20-0AQ0 1 1 unit 41J
▶ 3SU1030-0AB30-0AA0 1 1 unit 41J
▶ 3SU1030-0AB40-0AA0 1 1 unit 41J
▶ 3SU1030-0AB40-0AC0 1 1 unit 41J
▶ 3SU1030-0AB50-0AA0 1 1 unit 41J
▶ 3SU1030-0AB50-0AR0 1 1 unit 41J
▶ 3SU1030-0AB60-0AA0 1 1 unit 41J
▶ 3SU1030-0AB60-0AC0 1 1 unit 41J
▶ 3SU1030-0AB70-0AA0 1 1 unit 41J
▶ 3SU1030-0AB80-0AA0 1 1 unit 41J



3SU1030-0AA40-0AA0

Latching
Push to unlatch

▶ Black ▶
▶ Red ▶
▶ Yellow ▶
▶ Green ▶
▶ Blue ▶
▶ White ▶

▶ 3SU1030-0AA10-0AA0 1 1 unit 41J
▶ 3SU1030-0AA20-0AA0 1 1 unit 41J
▶ 3SU1030-0AA30-0AA0 1 1 unit 41J
▶ 3SU1030-0AA40-0AA0 1 1 unit 41J
▶ 3SU1030-0AA50-0AA0 1 1 unit 41J
▶ 3SU1030-0AA60-0AA0 1 1 unit 41J



3SU1030-0BB20-0AA0

Pushbuttons with raised button

Standard

Momentary contact

▶ Black ▶
▶ Red ▶
▶ Yellow ▶
▶ Green ▶
▶ Blue ▶
▶ White ▶

▶ 3SU1030-0BB10-0AA0 1 1 unit 41J
▶ 3SU1030-0BB20-0AA0 1 1 unit 41J
▶ 3SU1030-0BB30-0AA0 1 1 unit 41J
▶ 3SU1030-0BB40-0AA0 1 1 unit 41J
▶ 3SU1030-0BB50-0AA0 1 1 unit 41J
▶ 3SU1030-0BB60-0AA0 1 1 unit 41J



3SU1030-0CB30-0AA0

Pushbuttons with flat button

Raised

Momentary contact

5 Black ▶
5 Red ▶
5 Yellow ▶
5 Green ▶
5 Blue ▶
5 White ▶

▶ 3SU1030-0CB10-0AA0 1 1 unit 41J
▶ 3SU1030-0CB20-0AA0 1 1 unit 41J
▶ 3SU1030-0CB30-0AA0 1 1 unit 41J
▶ 3SU1030-0CB40-0AA0 1 1 unit 41J
▶ 3SU1030-0CB50-0AA0 1 1 unit 41J
▶ 3SU1030-0CB60-0AA0 1 1 unit 41J

Commanding and Signaling Devices

SIRIUS ACT Pushbuttons and Indicator Lights

Actuators and Indicators, 22 mm, Plastic with Metal Front Ring, Matte

Actuating and signaling elements > Pushbuttons

Multi-unit packaging,
see page 13/16.

Version of actuating element	Operating principle	Color	SD	Article No.	Price per PU	PU (UNIT, SET, M)	PS*	PG	
Front ring version	Unlatching method		d						
Pushbuttons									
 3SU1031-0AB20-0AA0	Illuminated pushbuttons with flat button Standard	Momentary contact	Amber	5	3SU1031-0AB00-0AA0		1	1 unit	41J
			Red	▶	3SU1031-0AB20-0AA0		1	1 unit	41J
			Yellow	▶	3SU1031-0AB30-0AA0		1	1 unit	41J
			Green	▶	3SU1031-0AB40-0AA0		1	1 unit	41J
			Blue	▶	3SU1031-0AB50-0AA0		1	1 unit	41J
			White	▶	3SU1031-0AB60-0AA0		1	1 unit	41J
			Clear	▶	3SU1031-0AB70-0AA0		1	1 unit	41J
 3SU1031-0AA50-0AA0	Illuminated pushbuttons with raised button Standard	Latching	Red	▶	3SU1031-0AA20-0AA0		1	1 unit	41J
		Push to unlatch	Yellow	▶	3SU1031-0AA30-0AA0		1	1 unit	41J
			Green	▶	3SU1031-0AA40-0AA0		1	1 unit	41J
			Blue	▶	3SU1031-0AA50-0AA0		1	1 unit	41J
			White	▶	3SU1031-0AA60-0AA0		1	1 unit	41J
			Clear	▶	3SU1031-0AA70-0AA0		1	1 unit	41J
 3SU1031-0BB40-0AA0	Illuminated pushbuttons with raised button Standard	Momentary contact	Red	▶	3SU1031-0BB20-0AA0		1	1 unit	41J
			Yellow	▶	3SU1031-0BB30-0AA0		1	1 unit	41J
			Green	▶	3SU1031-0BB40-0AA0		1	1 unit	41J
			Blue	▶	3SU1031-0BB50-0AA0		1	1 unit	41J
			Clear	▶	3SU1031-0BB70-0AA0		1	1 unit	41J
 3SU1031-0CB20-0AA0	Pushbuttons with flat button Raised	Momentary contact	Red	25	3SU1031-0CB20-0AA0		1	100 units	41J
			Green	25	3SU1031-0CB40-0AA0		1	100 units	41J

Commanding and Signaling Devices

SIRIUS ACT Pushbuttons and Indicator Lights

Actuators and Indicators, 22 mm, Plastic with Metal Front Ring, Matte


Actuating and signaling elements > Twin pushbuttons/quadruple pushbuttons

Selection and ordering data

Multi-unit packaging, see page 13/16.

	Version of actuating element	Operating principle	Color	Marking Symbol No.	SD	Article No.	Price per PU	PU (UNIT, SET, M)	PS*	PG
Twin pushbuttons										
 3SU1030-3AB66-0AN0	Twin pushbuttons flat, flat	Momentary contact	Green/Red	-- "I"/"O"	3	3SU1030-3AB42-0AA0 3SU1030-3AB42-0AK0		1	1 unit	41J
			White/Black	-- "I"/"O"	3	3SU1030-3AB61-0AA0 3SU1030-3AB61-0AK0		1	1 unit	41J
			White/White	-- Arrows, vert.	3	3SU1030-3AB66-0AA0 3SU1030-3AB66-0AN0		1	1 unit	41J
			Black/Black	-- Arrows, vert.	5	3SU1030-3AB11-0AA0 3SU1030-3AB11-0AQ0		1	1 unit	41J
				⊙ ⊙ 5264/5265 (IEC 60417)	5			1	1 unit	41J
 3SU1030-3BB42-0AK0	Twin pushbuttons flat, raised	Momentary contact	Green/Red	-- "I"/"O"	3	3SU1030-3BB42-0AA0 3SU1030-3BB42-0AK0		1	1 unit	41J
					3			1	1 unit	41J
 3SU1031-3AB42-0AN0	Twin pushbuttons flat, flat, illuminated	Momentary contact	Green/Red	-- "I"/"O"	3	3SU1031-3AB42-0AA0 3SU1031-3AB42-0AK0		1	1 unit	41J
				Arrows, vert.	5	3SU1031-3AB42-0AN0		1	1 unit	41J
			White/Black	-- "I"/"O"	3	3SU1031-3AB61-0AA0 3SU1031-3AB61-0AK0		1	1 unit	41J
			White/White	-- Arrows, vert.	3	3SU1031-3AB66-0AA0 3SU1031-3AB66-0AN0		1	1 unit	41J
				Arrows, vert.	5			1	1 unit	41J
 3SU1031-3BB61-0AA0	Twin pushbuttons flat, raised, illuminated	Momentary contact	Green/Red	-- "I"/"O"	3	3SU1031-3BB42-0AA0 3SU1031-3BB42-0AK0		1	1 unit	41J
			White/Black	-- "I"/"O"	3	3SU1031-3BB61-0AA0 3SU1031-3BB61-0AK0		1	1 unit	41J
					3			1	1 unit	41J

Selection and ordering data

	Version of actuating element	Operating principle	Color	Marking Symbol No.	SD	Article No.	Price per PU	PU (UNIT, SET, M)	PS*	PG
Quadruple pushbuttons NEW										
 3SU1030-3FB11-0AU0	Quadruple pushbuttons flat	Momentary contact	Black	-- Arrows, vert.; arrows, hor.	5	3SU1030-3FB11-0AA0 3SU1030-3FB11-0AU0		1	1 unit	41J
					5			1	1 unit	41J

Commanding and Signaling Devices








SIRIUS ACT Pushbuttons and Indicator Lights

Actuators and Indicators, 22 mm, Plastic with Metal Front Ring, Matte

Actuating and signaling elements > Mushroom pushbuttons

Selection and ordering data

Multi-unit packaging, see page 13/16.

Version of actuating element	Operating principle Unlatching method	Color	SD	Article No.	Price per PU	PU (UNIT, SET, M)	PS*	PG
Mushroom pushbuttons								
 30 mm diameter, 2 positions	Momentary contact	Black	▶	3SU1030-1AD10-0AA0		1	1 unit	41J
		Red	▶	3SU1030-1AD20-0AA0		1	1 unit	41J
		Yellow	▶	3SU1030-1AD30-0AA0		1	1 unit	41J
		Green	▶	3SU1030-1AD40-0AA0		1	1 unit	41J
	Latching	Black	▶	3SU1030-1AA10-0AA0		1	1 unit	41J
	Pull to unlatch	Red	▶	3SU1030-1AA20-0AA0		1	1 unit	41J
Mushroom pushbuttons								
 40 mm diameter, 2 positions	Momentary contact	Black	3	3SU1030-1BD10-0AA0		1	1 unit	41J
		Red	3	3SU1030-1BD20-0AA0		1	1 unit	41J
		Yellow	3	3SU1030-1BD30-0AA0		1	1 unit	41J
		Green	3	3SU1030-1BD40-0AA0		1	1 unit	41J
	Latching	Black	▶	3SU1030-1BA10-0AA0		1	1 unit	41J
	Pull to unlatch	Red	▶	3SU1030-1BA20-0AA0		1	1 unit	41J
		Red, "O"	5	3SU1030-1BA20-0AD0		1	1 unit	41J
Mushroom pushbuttons								
 30 mm diameter, 2 positions, illuminated	Momentary contact	Yellow	5	3SU1031-1AD30-0AA0		1	1 unit	41J
		Green	3	3SU1031-1AD40-0AA0		1	1 unit	41J
		Blue	5	3SU1031-1AD50-0AA0		1	1 unit	41J
		White	3	3SU1031-1AD60-0AA0		1	1 unit	41J
		Clear	5	3SU1031-1AD70-0AA0		1	1 unit	41J
Latching	Red	3	3SU1031-1AA20-0AA0		1	1 unit	41J	
	Pull to unlatch	Yellow	5	3SU1031-1AA30-0AA0		1	1 unit	41J
Mushroom pushbuttons								
 40 mm diameter, 2 positions, illuminated	Momentary contact	Yellow	5	3SU1031-1BD30-0AA0		1	1 unit	41J
		Green	5	3SU1031-1BD40-0AA0		1	1 unit	41J
		White	3	3SU1031-1BD60-0AA0		1	1 unit	41J
		Clear	5	3SU1031-1BD70-0AA0		1	1 unit	41J
	Latching	Red	3	3SU1031-1BA20-0AA0		1	1 unit	41J
	Pull to unlatch	Yellow	3	3SU1031-1BA30-0AA0		1	1 unit	41J
Mushroom pushbuttons								
 40 mm diameter, 2 positions	With positive latching	Black	▶	3SU1000-1HB10-0AA0		1	1 unit	41J
	Rotate to unlatch	Blue	3	3SU1000-1HB50-0AA0		1	1 unit	41J
Mushroom pushbuttons								
 40 mm diameter, 2 positions RONIS 455	With positive latching	Black	5	3SU1000-1HG10-0AA0		1	1 unit	41J
	Key-operated release							
Mushroom pushbuttons								
 60 mm diameter, 2 positions	With positive latching	Black	X	3SU1000-1JB10-0AA0		1	1 unit	41J
	Rotate to unlatch							

Commanding and Signaling Devices

SIRIUS ACT Pushbuttons and Indicator Lights

Actuators and Indicators, 22 mm, Plastic with Metal Front Ring, Matte

Actuating and signaling elements > EMERGENCY STOP mushroom pushbuttons

Selection and ordering data

Multi-unit packaging,
see page 13/16.

Version of actuating element	Outer diameter of mushroom mm	Make of lock	Color	SD	Article No.	Price per PU	PU (UNIT, SET, M)	PS*	PG
------------------------------	----------------------------------	--------------	-------	----	-------------	--------------	-------------------	-----	----

EMERGENCY STOP mushroom pushbuttons

With pull to unlatch



3SU1000-1HA20-0AA0

With positive latching,
2 positions

40

--

Red



3SU1000-1HA20-0AA0

1

1 unit

41J

With rotate to unlatch



3SU1000-1GB20-0AA0

With positive latching,
2 positions

33.8

--

Red



3SU1000-1GB20-0AA0

1

1 unit

41J

40

--

Red



3SU1000-1HB20-0AA0

1

1 unit

41J



3SU1000-1HB20-0AA0

60

--

Red



3SU1000-1JB20-0AA0

1

1 unit

41J



3SU1000-1JB20-0AA0

With latching,
2 positions

40

--

Red



3SU1000-1LB20-0AA0

1

1 unit

41J



3SU1000-1LB20-0AA0

With rotate to unlatch, can be illuminated



3SU1001-1HB20-0AA0

With positive latching,
2 positions

33.8

--

Red



3SU1001-1GB20-0AA0

1

1 unit

41J

40

--

Red



3SU1001-1HB20-0AA0

1

1 unit

41J

60

--

Red



3SU1001-1JB20-0AA0

1

1 unit

41J

Commanding and Signaling Devices

SIRIUS ACT Pushbuttons and Indicator Lights

Actuators and Indicators, 22 mm, Plastic with Metal Front Ring, Matte




Actuating and signaling elements > EMERGENCY STOP mushroom pushbuttons/Toggle switches

Multi-unit packaging,
see page 13/16.

Version of actuating element	Outer diameter of mushroom mm	Make of lock	Color	Number of keys	SD	Article No.	Price per PU	PU (UNIT, SET, M)	PS*	PG
------------------------------	----------------------------------	--------------	-------	----------------	----	-------------	--------------	-------------------	-----	----

EMERGENCY STOP mushroom pushbuttons

With key-operated release


	With positive latching, 2 positions	40	RONIS SB30	Red	2	▶	3SU1000-1HF20-0AA0	1	1 unit	41J	
			RONIS 455	Red	2	3		3SU1000-1HG20-0AA0	1	1 unit	41J
			BKS S1	Red	2	▶	3SU1000-1HK20-0AA0	1	1 unit	41J	
			BKS E7	Red	0	3		3SU1000-1HM20-0AA0	1	1 unit	41J
			BKS E9	Red	0	3		3SU1000-1HN20-0AA0	1	1 unit	41J
			O.M.R. 73037	Red	2	▶	3SU1000-1HQ20-0AA0	1	1 unit	41J	
			CES SSG10	Red	2	▶	3SU1000-1HR20-0AA0	1	1 unit	41J	
			CES SSP9	Red	2	▶	3SU1000-1HS20-0AA0	1	1 unit	41J	
			CES SMS1	Red	2	3		3SU1000-1HT20-0AA0	1	1 unit	41J

Selection and ordering data

Multi-unit packaging,
see page 13/16.

Number of switching positions	Number of command points	Color of actuating element	Operating principle of the actuating element	SD	Article No.	Price per PU	PU (UNIT, SET, M)	PS*	PG
-------------------------------	--------------------------	----------------------------	--	----	-------------	--------------	-------------------	-----	----

Toggle switches

	2	1	Black	Latching	3		3SU1030-3EA10-0AA0	1	1 unit	41J
				Momentary contact, reset from above	5		3SU1030-3EC10-0AA0	1	1 unit	41J

3SU1030-3EA10-0AA0

Commanding and Signaling Devices

SIRIUS ACT Pushbuttons and Indicator Lights

Actuators and Indicators, 22 mm, Plastic with Metal Front Ring, Matte









Actuating and signaling elements > Selector switches

Selection and ordering data

Multi-unit packaging, see page 13/16.

Version of actuating element	Operating principle	Color	SD	Article No.	Price per PU	PU (UNIT, SET, M)	PS*	PG
------------------------------	---------------------	-------	----	-------------	--------------	-------------------	-----	----

Selector switches

2 switch positions, can be illuminated								
 3SU1032-2BC40-0AA0	Selector, short black actuator Momentary contact, 45° (10:30/12 o'clock), reset from center to left 	Black	3	3SU1032-2BC10-0AA0		1	1 unit	41J
		Red	▶	3SU1032-2BC20-0AA0		1	1 unit	41J
		Yellow	▶	3SU1032-2BC30-0AA0		1	1 unit	41J
		Green	▶	3SU1032-2BC40-0AA0		1	1 unit	41J
		Blue	▶	3SU1032-2BC50-0AA0		1	1 unit	41J
		White	▶	3SU1032-2BC60-0AA0		1	1 unit	41J
 3SU1032-2BF30-0AA0	Latching, 90° (10:30/1:30 o'clock) 	Black	▶	3SU1032-2BF10-0AA0		1	1 unit	41J
		Red	▶	3SU1032-2BF20-0AA0		1	1 unit	41J
		Yellow	▶	3SU1032-2BF30-0AA0		1	1 unit	41J
		Green	▶	3SU1032-2BF40-0AA0		1	1 unit	41J
		Blue	▶	3SU1032-2BF50-0AA0		1	1 unit	41J
		White	▶	3SU1032-2BF60-0AA0		1	1 unit	41J
 3SU1032-2CF60-0AA0	Selector, long black actuator Latching, 90° (10:30/1:30 o'clock) 	Black	3	3SU1032-2CF10-0AA0		1	1 unit	41J
		Red	3	3SU1032-2CF20-0AA0		1	1 unit	41J
		White	3	3SU1032-2CF60-0AA0		1	1 unit	41J
 3SU1032-2AF20-0AA0	Rotary knob Latching, 90° (10:30/1:30 o'clock) 	Red	3	3SU1032-2AF20-0AA0		1	1 unit	41J
		White	▶	3SU1032-2AF60-0AA0		1	1 unit	41J











Commanding and Signaling Devices

SIRIUS ACT Pushbuttons and Indicator Lights

Actuators and Indicators, 22 mm, Plastic with Metal Front Ring, Matte

Actuating and signaling elements > Selector switches

Multi-unit packaging, see page 13/16.

Version of actuating element	Operating principle	Color	SD	Article No.	Price per PU	PU (UNIT, SET, M)	PS*	PG
Selector switches								
3 switch positions, can be illuminated								
 3SU1032-2BM60-0AA0	Selector, short black actuator Momentary contact, 2x45° (10:30/12/1:30 o'clock), reset from left + right 	Black	▶	3SU1032-2BM10-0AA0		1	1 unit	41J
		Red	▶	3SU1032-2BM20-0AA0		1	1 unit	41J
		Yellow	▶	3SU1032-2BM30-0AA0		1	1 unit	41J
		Green	▶	3SU1032-2BM40-0AA0		1	1 unit	41J
		Blue	▶	3SU1032-2BM50-0AA0		1	1 unit	41J
		White	▶	3SU1032-2BM60-0AA0		1	1 unit	41J
 3SU1032-2BL20-0AA0	Latching, 2x45° (10:30/12/1:30 o'clock) 	Black	▶	3SU1032-2BL10-0AA0		1	1 unit	41J
		Red	▶	3SU1032-2BL20-0AA0		1	1 unit	41J
		Yellow	▶	3SU1032-2BL30-0AA0		1	1 unit	41J
		Green	▶	3SU1032-2BL40-0AA0		1	1 unit	41J
		Blue	▶	3SU1032-2BL50-0AA0		1	1 unit	41J
		White	▶	3SU1032-2BL60-0AA0		1	1 unit	41J
 3SU1032-2BP40-0AA0	Momentary contact/latching, 2x45° (10:30/12/1:30 o'clock), reset from left, latching to the right 	Black	▶	3SU1032-2BP10-0AA0		1	1 unit	41J
		Red	5	3SU1032-2BP20-0AA0		1	1 unit	41J
		Yellow	▶	3SU1032-2BP30-0AA0		1	1 unit	41J
		Green	▶	3SU1032-2BP40-0AA0		1	1 unit	41J
		Blue	5	3SU1032-2BP50-0AA0		1	1 unit	41J
		White	▶	3SU1032-2BP60-0AA0		1	1 unit	41J
 3SU1032-2BN30-0AA0	Latching/momentary contact, 2x45° (10:30/12/1:30 o'clock), reset from right, latching to the left 	Black	3	3SU1032-2BN10-0AA0		1	1 unit	41J
		Red	▶	3SU1032-2BN20-0AA0		1	1 unit	41J
		Yellow	▶	3SU1032-2BN30-0AA0		1	1 unit	41J
		Green	▶	3SU1032-2BN40-0AA0		1	1 unit	41J
		Blue	▶	3SU1032-2BN50-0AA0		1	1 unit	41J
		White	▶	3SU1032-2BN60-0AA0		1	1 unit	41J
 3SU1030-2AS60-0AA0	4 switch positions Rotary knob Latching, 4x90° (3/6/9/12 o'clock) 	White	3	3SU1030-2AS60-0AA0		1	1 unit	41J

Commanding and Signaling Devices

SIRIUS ACT Pushbuttons and Indicator Lights

Actuators and Indicators, 22 mm, Plastic with Metal Front Ring, Matte

Actuating and signaling elements > Key-operated switches

Selection and ordering data

Multi-unit packaging, see page 13/16.

Operating principle	Make of lock	Switch position for key removal	Number of keys	SD	Article No.	Price per PU	PU (UNIT, SET, M)	PS*	PG
---------------------	--------------	---------------------------------	----------------	----	-------------	--------------	-------------------	-----	----

Key-operated switches

2 switch positions



3SU1030-4BC01-0AA0

Momentary contact, 45° (10:30/12 o'clock), reset from center to left



RONIS, SB30	O	2	2	▶	3SU1030-4BC01-0AA0		1	1 unit	41J
RONIS, 455	O	2	5		3SU1030-4CC01-0AA0		1	1 unit	41J
O.M.R. 73037, red	O	2	3		3SU1030-4FC01-0AA0		1	1 unit	41J
O.M.R. 73038, light blue	O	2	5		3SU1030-4GC01-0AA0		1	1 unit	41J
O.M.R. 73034, black	O	2	5		3SU1030-4HC01-0AA0		1	1 unit	41J
O.M.R. 73033, yellow	O	2	3		3SU1030-4JC01-0AA0		1	1 unit	41J
CES, SSG10	O	2	▶		3SU1030-5BC01-0AA0		1	1 unit	41J
CES, LSG1	O	2	3		3SU1030-5HC01-0AA0		1	1 unit	41J
BKS, S1	O	2	▶		3SU1030-5PC01-0AA0		1	1 unit	41J
IKON, 360012K1	O	2	3		3SU1030-5XC01-0AA0		1	1 unit	41J



3SU1030-4BF01-0AA0

Latching, 90° (10:30/1:30 o'clock)



RONIS, SB30	O	2	▶		3SU1030-4BF01-0AA0		1	1 unit	41J
	O+I	2	▶		3SU1030-4BF11-0AA0		1	1 unit	41J
	I	2	3		3SU1030-4BF21-0AA0		1	1 unit	41J
RONIS, 455	O	2	3		3SU1030-4CF01-0AA0		1	1 unit	41J
	O+I	2	5		3SU1030-4CF11-0AA0		1	1 unit	41J



3SU1030-4FF01-0AA0

O.M.R. 73037, red	O	2	3		3SU1030-4FF01-0AA0		1	1 unit	41J
	O+I	2	3		3SU1030-4FF11-0AA0		1	1 unit	41J
O.M.R. 73038, light blue	O	2	3		3SU1030-4GF01-0AA0		1	1 unit	41J
	O+I	2	3		3SU1030-4GF11-0AA0		1	1 unit	41J
O.M.R. 73034, black	O	2	3		3SU1030-4HF01-0AA0		1	1 unit	41J
	O+I	2	3		3SU1030-4HF11-0AA0		1	1 unit	41J
	I	2	5		3SU1030-4HF21-0AA0		1	1 unit	41J
O.M.R. 73033, yellow	O	2	3		3SU1030-4JF01-0AA0		1	1 unit	41J
	O+I	2	5		3SU1030-4JF11-0AA0		1	1 unit	41J



3SU1030-5BF01-0AA0

CES, SSG10	O	2	▶		3SU1030-5BF01-0AA0		1	1 unit	41J
	O+I	2	▶		3SU1030-5BF11-0AA0		1	1 unit	41J
	I	2	3		3SU1030-5BF21-0AA0		1	1 unit	41J
CES, LSG1	O	2	3		3SU1030-5HF01-0AA0		1	1 unit	41J
	O+I	2	3		3SU1030-5HF11-0AA0		1	1 unit	41J



3SU1030-5PF01-0AA0

BKS, S1	O	2	3		3SU1030-5PF01-0AA0		1	1 unit	41J
	O+I	2	3		3SU1030-5PF11-0AA0		1	1 unit	41J
	I	2	5		3SU1030-5PF21-0AA0		1	1 unit	41J
BKS, E1	O	0	3		3SU1030-5QF01-0AA0		1	1 unit	41J
	O+I	0	5		3SU1030-5QF11-0AA0		1	1 unit	41J
BKS, E2	O	0	▶		3SU1030-5RF01-0AA0		1	1 unit	41J
	O+I	0	3		3SU1030-5RF11-0AA0		1	1 unit	41J
BKS, E7	O	0	▶		3SU1030-5SF01-0AA0		1	1 unit	41J
	O+I	0	▶		3SU1030-5SF11-0AA0		1	1 unit	41J
BKS, E9	O	0	3		3SU1030-5TF01-0AA0		1	1 unit	41J
	O+I	0	3		3SU1030-5TF11-0AA0		1	1 unit	41J
IKON, 360012K1	O	2	▶		3SU1030-5XF01-0AA0		1	1 unit	41J
	O+I	2	3		3SU1030-5XF11-0AA0		1	1 unit	41J

Commanding and Signaling Devices

SIRIUS ACT Pushbuttons and Indicator Lights

Actuators and Indicators, 22 mm, Plastic with Metal Front Ring, Matte

Actuating and signaling elements > Key-operated switches

Multi-unit packaging,
see page 13/16.

Operating principle	Make of lock	Switch position for key removal	Number of keys	SD	Article No.	Price per PU	PU (UNIT, SET, M)	PS*	PG
---------------------	--------------	---------------------------------	----------------	----	-------------	--------------	-------------------	-----	----

Key-operated switches



3 switch positions

Momentary contact, 2x45° (10:30/12/1:30 o'clock), reset from left + right



Latching, 2x45° (10:30/12/1:30 o'clock)



	RONIS, SB30	O	2	3	3SU1030-4BM01-0AA0		1	1 unit	41J
	O.M.R. 73037, red	O	2	5	3SU1030-4FM01-0AA0		1	1 unit	41J
	O.M.R. 73034, black	O	2	5	3SU1030-4HM01-0AA0		1	1 unit	41J
	CES, SSG10	O	2	▶	3SU1030-5BM01-0AA0		1	1 unit	41J
	BKS, S1	O	2	3	3SU1030-5PM01-0AA0		1	1 unit	41J
	IKON, 360012K1	O	2	5	3SU1030-5XM01-0AA0		1	1 unit	41J
	RONIS, SB30	O	2	3	3SU1030-4BL01-0AA0		1	1 unit	41J
	I+O+II	2	▶		3SU1030-4BL11-0AA0		1	1 unit	41J
	I	2	5		3SU1030-4BL21-0AA0		1	1 unit	41J
	II	2	3		3SU1030-4BL31-0AA0		1	1 unit	41J
	I+II	2	5		3SU1030-4BL41-0AA0		1	1 unit	41J
	O+I	2	3		3SU1030-4BL51-0AA0		1	1 unit	41J
	RONIS, 455	O	2	5	3SU1030-4CL01-0AA0		1	1 unit	41J
	I+O+II	2	5		3SU1030-4CL11-0AA0		1	1 unit	41J
	O.M.R. 73037, red	O	2	5	3SU1030-4FL01-0AA0		1	1 unit	41J
	O+I	2	5		3SU1030-4FL51-0AA0		1	1 unit	41J
	O.M.R. 73038, light blue	O	2	5	3SU1030-4GL01-0AA0		1	1 unit	41J
	I+O+II	2	3		3SU1030-4GL11-0AA0		1	1 unit	41J
	O.M.R. 73034, black	O	2	5	3SU1030-4HL01-0AA0		1	1 unit	41J
	I+O+II	2	3		3SU1030-4HL11-0AA0		1	1 unit	41J
	O.M.R. 73033, yellow	I+O+II	2	5	3SU1030-4JL11-0AA0		1	1 unit	41J
	CES, SSG10	O	2	3	3SU1030-5BL01-0AA0		1	1 unit	41J
	I+O+II	2	▶		3SU1030-5BL11-0AA0		1	1 unit	41J
	I	2	3		3SU1030-5BL21-0AA0		1	1 unit	41J
	II	2	3		3SU1030-5BL31-0AA0		1	1 unit	41J
	I+II	2	3		3SU1030-5BL41-0AA0		1	1 unit	41J
	O+I	2	5		3SU1030-5BL51-0AA0		1	1 unit	41J
	BKS, S1	O	2	5	3SU1030-5PL01-0AA0		1	1 unit	41J
	I+O+II	2	3		3SU1030-5PL11-0AA0		1	1 unit	41J
	I	2	3		3SU1030-5PL21-0AA0		1	1 unit	41J
	II	2	5		3SU1030-5PL31-0AA0		1	1 unit	41J
	I+II	2	5		3SU1030-5PL41-0AA0		1	1 unit	41J
	BKS, E2	I+O+II	0	5	3SU1030-5RL11-0AA0		1	1 unit	41J
	BKS, E9	I+O+II	0	5	3SU1030-5TL11-0AA0		1	1 unit	41J
	IKON, 360012K1	O	2	5	3SU1030-5XL01-0AA0		1	1 unit	41J
	I+O+II	2	5		3SU1030-5XL11-0AA0		1	1 unit	41J

Commanding and Signaling Devices

SIRIUS ACT Pushbuttons and Indicator Lights

Actuators and Indicators, 22 mm, Plastic with Metal Front Ring, Matte

Actuating and signaling elements > Key-operated switches/ID key-operated switches

Multi-unit packaging,
see page 13/16.

Operating principle	Make of lock	Switch position for key removal	Number of keys	SD	Article No.	Price per PU	PU (UNIT, SET, M)	PS*	PG
d									

Key-operated switches

3 switch positions



3SU1030-4BP01-0AA0

Momentary contact/ latching, 2x45° (10:30/12/1:30 o'clock), reset from left, latching to the right	RONIS, SB30	O	2	5	3SU1030-4BP01-0AA0		1	1 unit	41J
		II	2	5	3SU1030-4BP31-0AA0		1	1 unit	41J
		O+II	2	5	3SU1030-4BP61-0AA0		1	1 unit	41J
CES, SSG10	O	O	2	3	3SU1030-5BP01-0AA0		1	1 unit	41J
		II	2	5	3SU1030-5BP31-0AA0		1	1 unit	41J
		O+II	2	3	3SU1030-5BP61-0AA0		1	1 unit	41J



BKS, S1	O	2	3	3SU1030-5PP01-0AA0		1	1 unit	41J
---------	---	---	---	---------------------------	--	---	--------	-----

Latching/momentary contact, 2x45° (10:30/12/1:30 o'clock), reset from right, latching to the left	RONIS, SB30	O	2	5	3SU1030-4BN01-0AA0		1	1 unit	41J
		I	2	5	3SU1030-4BN21-0AA0		1	1 unit	41J
		O+I	2	5	3SU1030-4BN51-0AA0		1	1 unit	41J

O.M.R. 73038, light blue	O	2	5	3SU1030-4GN01-0AA0		1	1 unit	41J
-----------------------------	---	---	---	---------------------------	--	---	--------	-----

O.M.R. 73034, black	I	2	5	3SU1030-4HN21-0AA0		1	1 unit	41J
------------------------	---	---	---	---------------------------	--	---	--------	-----



CES, SSG10	O	O	2	3	3SU1030-5BN01-0AA0		1	1 unit	41J
		I	2	3	3SU1030-5BN21-0AA0		1	1 unit	41J
		O+I	2	3	3SU1030-5BN51-0AA0		1	1 unit	41J



3SU1030-5BN01-0AA0

BKS, S1	I	2	5	3SU1030-5PN21-0AA0		1	1 unit	41J
---------	---	---	---	---------------------------	--	---	--------	-----

CES, SSG10	O+I	O+I	2	5	3SU1030-5PN51-0AA0		1	1 unit	41J
		O+I	2	5	3SU1030-5XN51-0AA0		1	1 unit	41J

IKON, 360012K1	O+I	2	5	3SU1030-5XN51-0AA0		1	1 unit	41J
-------------------	-----	---	---	---------------------------	--	---	--------	-----

Selection and ordering data

Multi-unit packaging,
see page 13/16.

Operating angle	Operating principle	Switch position for key removal	Color	SD	Article No.	Price per PU	PU (UNIT, SET, M)	PS*	PG
d									

ID key-operated switches

4 switch positions



3SU1030-4WS10-0AA0

45°	Latching	Key removal possible in all 4 positions	Black	▶	3SU1030-4WS10-0AA0		1	1 unit	41J
-----	----------	---	-------	---	---------------------------	--	---	--------	-----

For ID keys, see page 13/147.

For electronic modules for ID key-operated switches, see page 13/102.

For plastic holders for ID key-operated switches, see page 13/91.

Commanding and Signaling Devices



SIRIUS ACT Pushbuttons and Indicator Lights

Actuators and Indicators, 22 mm, Plastic with Metal Front Ring, Matte

Actuating and signaling elements > Coordinate switches/indicator lights



Selection and ordering data

 Multi-unit packaging,
see page 13/16.

Product function	Locking in zero position	Number of switching positions	Operating principle	Direction of actuation	SD	Article No.	Price per PU	PU (UNIT, SET, M)	PS*	PG
Coordinate switches										
 3SU1030-7AA10-0AA0	No	2	Momentary contact	Horizontal Vertical	▶	3SU1030-7AC10-0AA0		1	1 unit	41J
			Latching	Horizontal Vertical	▶	3SU1030-7AD10-0AA0		1	1 unit	41J
		4	Momentary contact	Horizontal/ Vertical	▶	3SU1030-7AA10-0AA0		1	1 unit	41J
			Latching	Horizontal/ Vertical	▶	3SU1030-7AB10-0AA0		1	1 unit	41J
		4	Momentary contact	Horizontal/ Vertical	▶	3SU1030-7AF10-0AA0		1	1 unit	41J
			Latching	Horizontal/ Vertical	▶	3SU1030-7AE10-0AA0		1	1 unit	41J
 3SU1030-7BA10-0AA0	Yes	2	Momentary contact	Horizontal Vertical	▶	3SU1030-7BC10-0AA0		1	1 unit	41J
			Latching	Horizontal Vertical	▶	3SU1030-7BD10-0AA0		1	1 unit	41J
		4	Momentary contact	Horizontal/ Vertical	▶	3SU1030-7BA10-0AA0		1	1 unit	41J
			Latching	Horizontal/ Vertical	▶	3SU1030-7BB10-0AA0		1	1 unit	41J
		4	Momentary contact	Horizontal/ Vertical	▶	3SU1030-7BF10-0AA0		1	1 unit	41J
			Latching	Horizontal/ Vertical	▶	3SU1030-7BE10-0AA0		1	1 unit	41J

Selection and ordering data

 Multi-unit packaging,
see page 13/16.

Type of product	Color	SD	Article No.	Price per PU	PU (UNIT, SET, M)	PS*	PG	
Indicator lights								
 3SU1001-6AA20-0AA0	With smooth lens	Amber	3	3SU1001-6AA00-0AA0		1	1 unit	41J
		Red	▶	3SU1001-6AA20-0AA0		1	1 unit	41J
		Yellow	▶	3SU1001-6AA30-0AA0		1	1 unit	41J
		Green	▶	3SU1001-6AA40-0AA0		1	1 unit	41J
		Blue	▶	3SU1001-6AA50-0AA0		1	1 unit	41J
		White	▶	3SU1001-6AA60-0AA0		1	1 unit	41J
		Clear	▶	3SU1001-6AA70-0AA0		1	1 unit	41J
Indicator lights in illuminated pushbutton design								
 3SU1031-0AD50-0AA0	--	Red	3	3SU1031-0AD20-0AA0		1	1 unit	41J
		Yellow	5	3SU1031-0AD30-0AA0		1	1 unit	41J
		Green	3	3SU1031-0AD40-0AA0		1	1 unit	41J
		Blue	5	3SU1031-0AD50-0AA0		1	1 unit	41J
		Clear	3	3SU1031-0AD70-0AA0		1	1 unit	41J

Commanding and Signaling Devices

SIRIUS ACT Pushbuttons and Indicator Lights

Actuators and Indicators, 22 mm, Metal, Shiny


Complete units > Pushbuttons


Selection and ordering data



Multi-unit packaging, see page 13/16.

Supply voltage for light source		Color	Number of			SD	Screw terminals	PU (UNIT, SET, M)	PS*	PG
At AC	At DC		Contact modules	NO contacts	NC contacts					
V	V					d	Article No.	Price per PU		

Pushbuttons

Pushbuttons with flat button, momentary contact														
	--	--	Black	1	1	0	▶	3SU1150-0AB10-1BA0	1	1 unit	41J			
				0	1	3	3SU1150-0AB10-1CA0					1	1 unit	41J
				1	1	▶	3SU1150-0AB10-1FA0					1	1 unit	41J
	Red	1	1	0	5	3SU1150-0AB20-1BA0	1	1 unit	41J					
		0	1	▶	3SU1150-0AB20-1CA0					1	1 unit	41J		
		1	1	▶	3SU1150-0AB20-1FA0					1	1 unit	41J		
	Yellow	1	1	0	3	3SU1150-0AB30-1BA0	1	1 unit	41J					
		1	1	5	3SU1150-0AB30-1FA0					1	1 unit	41J		
	Green	1	1	0	▶	3SU1150-0AB40-1BA0	1	1 unit	41J					
		1	1	▶	3SU1150-0AB40-1FA0					1	1 unit	41J		
	Blue	1	1	0	3	3SU1150-0AB50-1BA0	1	1 unit	41J					
		1	1	5	3SU1150-0AB50-1FA0					1	1 unit	41J		
White	1	1	0	3	3SU1150-0AB60-1BA0	1	1 unit	41J						
	1	1	3	3SU1150-0AB60-1FA0					1	1 unit	41J			
Clear	1	1	0	5	3SU1150-0AB70-1BA0	1	1 unit	41J						
	1	1	5	3SU1150-0AB70-1FA0					1	1 unit	41J			

Pushbuttons with raised button, momentary contact														
	--	--	Black	1	1	0	5	3SU1150-0BB10-1BA0	1	1 unit	41J			
				0	1	5	3SU1150-0BB10-1CA0					1	1 unit	41J
				1	1	5	3SU1150-0BB10-1FA0					1	1 unit	41J
	Red	1	0	1	3	3SU1150-0BB20-1CA0	1	1 unit	41J					
		0	1	5	3SU1150-0BB20-1FA0					1	1 unit	41J		
		1	1	5	3SU1150-0BB20-1FA0					1	1 unit	41J		
	Green	1	1	1	5	3SU1150-0BB40-1FA0	1	1 unit	41J					
		1	1	5	3SU1150-0BB40-1FA0					1	1 unit	41J		
	Blue	1	1	0	5	3SU1150-0BB50-1BA0	1	1 unit	41J					
		1	1	5	3SU1150-0BB50-1FA0					1	1 unit	41J		

Illuminated pushbuttons with flat button, momentary contact, with integrated LED											
	24	24	Amber	1	1	0	5	3SU1152-0AB00-1BA0	1	1 unit	41J
				1	1	5	3SU1152-0AB00-1FA0				
			Red	1	0	1	▶	3SU1152-0AB20-1CA0	1	1 unit	41J
				1	1	▶	3SU1152-0AB20-1FA0				
			Yellow	1	1	0	3	3SU1152-0AB30-1BA0	1	1 unit	41J
				1	1	3	3SU1152-0AB30-1FA0				
	Green	1	1	0	▶	3SU1152-0AB40-1BA0	1	1 unit	41J		
		1	1	▶	3SU1152-0AB40-1FA0					1	1 unit
	Blue	1	1	0	▶	3SU1152-0AB50-1BA0	1	1 unit	41J		
		1	1	5	3SU1152-0AB50-1FA0					1	1 unit
	White	1	1	0	▶	3SU1152-0AB60-1BA0	1	1 unit	41J		
		1	1	▶	3SU1152-0AB60-1FA0					1	1 unit
Clear	1	1	0	▶	3SU1152-0AB70-1BA0	1	1 unit	41J			
	1	1	▶	3SU1152-0AB70-1FA0					1	1 unit	41J
	110	--	Amber	1	1	0	5	3SU1153-0AB00-1BA0	1	1 unit	41J
				1	1	5	3SU1153-0AB00-1FA0				
			Red	1	0	1	5	3SU1153-0AB20-1CA0	1	1 unit	41J
				1	1	5	3SU1153-0AB20-1FA0				
			Yellow	1	1	0	5	3SU1153-0AB30-1BA0	1	1 unit	41J
				1	1	5	3SU1153-0AB30-1FA0				
	Green	1	1	0	3	3SU1153-0AB40-1BA0	1	1 unit	41J		
		1	1	5	3SU1153-0AB40-1FA0					1	1 unit
	Blue	1	1	0	5	3SU1153-0AB50-1BA0	1	1 unit	41J		
		1	1	5	3SU1153-0AB50-1FA0					1	1 unit
	White	1	1	0	5	3SU1153-0AB60-1BA0	1	1 unit	41J		
		1	1	5	3SU1153-0AB60-1FA0					1	1 unit
	Clear	1	1	0	5	3SU1153-0AB70-1BA0	1	1 unit	41J		
		1	1	5	3SU1153-0AB70-1FA0					1	1 unit


Commanding and Signaling Devices

SIRIUS ACT Pushbuttons and Indicator Lights

Actuators and Indicators, 22 mm, Metal, Shiny

Complete units > Pushbuttons

Multi-unit packaging,
see page 13/16.

Supply voltage for light source		Color	Number of			SD	Screw terminals 	PU (UNIT, SET, M)	PS*	PG
At AC	At DC		Contact modules	NO contacts	NC contacts					
V	V						Article No.	Price per PU		

Pushbuttons




3SU1156-0AB50-1BA0

Illuminated pushbuttons with flat button, momentary contact, with integrated LED

230	--	Amber	1	1	0	5	3SU1156-0AB00-1BA0	1	1 unit	41J
				1	1	5	3SU1156-0AB00-1FA0	1	1 unit	41J
		Red	1	0	1	5	3SU1156-0AB20-1CA0	1	1 unit	41J
				1	1	5	3SU1156-0AB20-1FA0	1	1 unit	41J
		Yellow	1	1	0	5	3SU1156-0AB30-1BA0	1	1 unit	41J
				1	1	5	3SU1156-0AB30-1FA0	1	1 unit	41J
		Green	1	1	0	3	3SU1156-0AB40-1BA0	1	1 unit	41J
				1	1	5	3SU1156-0AB40-1FA0	1	1 unit	41J
		Blue	1	1	0	5	3SU1156-0AB50-1BA0	1	1 unit	41J
				1	1	5	3SU1156-0AB50-1FA0	1	1 unit	41J
		White	1	1	0	5	3SU1156-0AB60-1BA0	1	1 unit	41J
				1	1	5	3SU1156-0AB60-1FA0	1	1 unit	41J
		Clear	1	1	0	5	3SU1156-0AB70-1BA0	1	1 unit	41J
				1	1	5	3SU1156-0AB70-1FA0	1	1 unit	41J

Multi-unit packaging,
see page 13/16.

Supply voltage for light source		Color	Number of			SD	Spring-loaded terminals 	PU (UNIT, SET, M)	PS*	PG
At AC	At DC		Contact modules	NO contacts	NC contacts					
V	V						Article No.	Price per PU		

Pushbuttons



3SU1150-0AB40-3BA0

Pushbuttons with flat button, momentary contact

--	--	Black	1	1	0	▶	3SU1150-0AB10-3BA0	1	1 unit	41J
				0	1	5	3SU1150-0AB10-3CA0	1	1 unit	41J
				1	1	5	3SU1150-0AB10-3FA0	1	1 unit	41J
		Red	1	1	0	5	3SU1150-0AB20-3CA0	1	1 unit	41J
				0	1	5	3SU1150-0AB20-3FA0	1	1 unit	41J
		Yellow	1	1	0	5	3SU1150-0AB30-3BA0	1	1 unit	41J
				1	1	5	3SU1150-0AB30-3FA0	1	1 unit	41J
		Green	1	1	0	5	3SU1150-0AB40-3BA0	1	1 unit	41J
				1	1	5	3SU1150-0AB40-3FA0	1	1 unit	41J
		Blue	1	1	0	5	3SU1150-0AB50-3BA0	1	1 unit	41J
				1	1	5	3SU1150-0AB50-3FA0	1	1 unit	41J
		White	1	1	0	5	3SU1150-0AB60-3BA0	1	1 unit	41J
				1	1	5	3SU1150-0AB60-3FA0	1	1 unit	41J



3SU1150-0BB20-3CA0

Pushbuttons with raised button, momentary contact

--	--	Red	1	0	1	5	3SU1150-0BB20-3CA0	1	1 unit	41J
----	----	-----	---	---	---	---	--------------------	---	--------	-----


Commanding and Signaling Devices

SIRIUS ACT Pushbuttons and Indicator Lights

Actuators and Indicators, 22 mm, Metal, Shiny

Complete units > Pushbuttons/mushroom pushbuttons

Multi-unit packaging, see page 13/16.

Supply voltage for light source		Color	Number of			SD	Spring-loaded terminals 	PU (UNIT, SET, M)	PS*	PG
At AC	At DC		Contact modules	NO contacts	NC contacts					
V	V					d	Article No.	Price per PU		

Pushbuttons

Illuminated pushbuttons with flat button, momentary contact, with integrated LED




3SU1152-0AB20-3CA0

24	24	Red	1	0	1	5	3SU1152-0AB20-3CA0	1	1 unit	41J
			1	1	1	5	3SU1152-0AB20-3FA0	1	1 unit	41J
		Yellow	1	1	0	5	3SU1152-0AB30-3BA0	1	1 unit	41J
			1	1	1	5	3SU1152-0AB30-3FA0	1	1 unit	41J
		Green	1	1	0	5	3SU1152-0AB40-3BA0	1	1 unit	41J
			1	1	1	3	3SU1152-0AB40-3FA0	1	1 unit	41J
		Blue	1	1	0	5	3SU1152-0AB50-3BA0	1	1 unit	41J
			1	1	1	5	3SU1152-0AB50-3FA0	1	1 unit	41J
		White	1	1	0	3	3SU1152-0AB60-3BA0	1	1 unit	41J
			1	1	1	5	3SU1152-0AB60-3FA0	1	1 unit	41J
		Clear	1	1	0	5	3SU1152-0AB70-3BA0	1	1 unit	41J
			1	1	1	5	3SU1152-0AB70-3FA0	1	1 unit	41J



3SU1153-0AB60-3BA0

110	--	Red	1	0	1	5	3SU1153-0AB20-3CA0	1	1 unit	41J
			1	1	1	5	3SU1153-0AB20-3FA0	1	1 unit	41J
		Yellow	1	1	0	5	3SU1153-0AB30-3BA0	1	1 unit	41J
			1	1	1	5	3SU1153-0AB30-3FA0	1	1 unit	41J
		Green	1	1	0	5	3SU1153-0AB40-3BA0	1	1 unit	41J
			1	1	1	5	3SU1153-0AB40-3FA0	1	1 unit	41J
		Blue	1	1	0	5	3SU1153-0AB50-3BA0	1	1 unit	41J
			1	1	1	5	3SU1153-0AB50-3FA0	1	1 unit	41J
		White	1	1	0	5	3SU1153-0AB60-3BA0	1	1 unit	41J
			1	1	1	5	3SU1153-0AB60-3FA0	1	1 unit	41J
		Clear	1	1	0	5	3SU1153-0AB70-3BA0	1	1 unit	41J
			1	1	1	5	3SU1153-0AB70-3FA0	1	1 unit	41J




3SU1156-0AB30-3BA0

230	--	Red	1	0	1	5	3SU1156-0AB20-3CA0	1	1 unit	41J
			1	1	1	5	3SU1156-0AB20-3FA0	1	1 unit	41J
		Yellow	1	1	0	5	3SU1156-0AB30-3BA0	1	1 unit	41J
			1	1	1	5	3SU1156-0AB30-3FA0	1	1 unit	41J
		Green	1	1	0	5	3SU1156-0AB40-3BA0	1	1 unit	41J
			1	1	1	5	3SU1156-0AB40-3FA0	1	1 unit	41J
		Blue	1	1	0	5	3SU1156-0AB50-3BA0	1	1 unit	41J
			1	1	1	5	3SU1156-0AB50-3FA0	1	1 unit	41J
		White	1	1	0	5	3SU1156-0AB60-3BA0	1	1 unit	41J
			1	1	1	5	3SU1156-0AB60-3FA0	1	1 unit	41J
		Clear	1	1	0	5	3SU1156-0AB70-3BA0	1	1 unit	41J
			1	1	1	5	3SU1156-0AB70-3FA0	1	1 unit	41J


Selection and ordering data

Multi-unit packaging, see page 13/16.

Unlatching method	Number of Contact modules	Number of		SD	Screw terminals 	PU (UNIT, SET, M)	PS*	PG
		NO contacts	NC contacts					
				d	Article No.	Price per PU		

Mushroom pushbuttons

With red mushroom, diameter 40 mm, latching



3SU1150-1BA20-1CA0

Pull to unlatch	1	0	1	▶	3SU1150-1BA20-1CA0	1	1 unit	41J
		1	1					
Pull to unlatch	1	0	1	▶	3SU1150-1BA20-3CA0	1	1 unit	41J
		1	1					

Commanding and Signaling Devices

SIRIUS ACT Pushbuttons and Indicator Lights

Actuators and Indicators, 22 mm, Metal, Shiny

Complete units > EMERGENCY STOP mushroom pushbuttons

Selection and ordering data

Multi-unit packaging, see page 13/16.

Unlatching method	Number of			Marking	SD	Screw terminals	PU (UNIT, SET, M)	PS*	PG
	Contact modules	NO contacts	NC contacts						
					d	Article No.	Price per PU		

EMERGENCY STOP mushroom pushbuttons, in accordance with ISO 13850 and IEC 60947-5-5

With red mushroom, diameter 40 mm, with positive latching



3SU1150-1HB20-1CH0

Pull to unlatch	1	0	1	EMERGENCY STOP	⊖ 5	3SU1150-1HA20-1CG0	1	1 unit	41J				
	1	0	1	NOT-HALT	⊖ 5					3SU1150-1HA20-1CH0	1	1 unit	41J
	1	1	1	EMERGENCY STOP	⊖ 5					3SU1150-1HA20-1FG0	1	1 unit	41J
	1	1	1	NOT-HALT	⊖ 5					3SU1150-1HA20-1FH0	1	1 unit	41J
	1	1	1	ARRET D'URGENCE	⊖ 5					3SU1150-1HA20-1FJ0	1	1 unit	41J
Rotate to unlatch	1	0	1	EMERGENCY STOP	⊖ 3	3SU1150-1HB20-1CG0	1	1 unit	41J				
	1	0	1	NOT-HALT	⊖ ▶					3SU1150-1HB20-1CH0	1	1 unit	41J
	1	0	1	ARRET D'URGENCE	⊖ 5					3SU1150-1HB20-1CJ0	1	1 unit	41J
	1	1	1	EMERGENCY STOP	⊖ 5					3SU1150-1HB20-1FG0	1	1 unit	41J
	1	1	1	NOT-HALT	⊖ ▶					3SU1150-1HB20-1FH0	1	1 unit	41J
	1	1	1	ARRET D'URGENCE	⊖ 5					3SU1150-1HB20-1FJ0	1	1 unit	41J
	1	0	1	NOT-HALT	⊖ 5					3SU1150-1HA20-3CH0	1	1 unit	41J
1	1	1	NOT-HALT	⊖ 5	3SU1150-1HA20-3FH0	1	1 unit	41J					
2	0	2	NOT-HALT	⊖ 5	3SU1150-1HA20-3PH0	1	1 unit	41J					
Rotate to unlatch	1	0	1	NOT-HALT	⊖ 5	3SU1150-1HB20-3CH0	1	1 unit	41J				
	1	1	1	NOT-HALT	⊖ 5					3SU1150-1HB20-3FH0	1	1 unit	41J
	2	0	2	NOT-HALT	⊖ 5					3SU1150-1HB20-3PH0	1	1 unit	41J

⊖ Positive opening according to IEC 60947-5-1, Appendix K.
Can be used with 3SK11 safety relays or the 3RK3 Modular Safety System, see page 11/1 onwards.
Certificate:



Multi-unit packaging, see page 13/16.

Unlatching method	Supply voltage for light source		Number of			Marking	SD	Screw terminals	PU (UNIT, SET, M)	PS*	PG
	At AC	At DC	Contact modules	NO contacts	NC contacts						
	V	V					d	Article No.	Price per PU		

EMERGENCY STOP mushroom pushbuttons, can be illuminated, in accordance with ISO 13850 and IEC 60947-5-5

With red mushroom, diameter 40 mm, with positive latching



3SU1158-1HB20-1PT0

Rotate to unlatch	24 ... 240	24 ... 240	1	0	2	EMERGENCY STOP	⊖ 5	3SU1158-1HB20-1PT0	1	1 unit	41J

⊖ Positive opening according to IEC 60947-5-1, Appendix K.
Can be used with 3SK11 safety relays or the 3RK3 Modular Safety System, see page 11/1 onwards.
Certificate:



Commanding and Signaling Devices

SIRIUS ACT Pushbuttons and Indicator Lights

Actuators and Indicators, 22 mm, Metal, Shiny

Complete units > Selector switches

Selection and ordering data

Multi-unit packaging,
see page 13/16.

Operating principle	Color	Number of			SD	Screw terminals	PU (UNIT, SET, M)	PS*	PG
		Contact modules	NO contacts	NC contacts					
						Article No.	Price per PU		

Selector switches



3SU1150-2BF60-1BA0

Short black actuator, 2 switch positions


Latching, 90°	White	1	1	0	3	3SU1150-2BF60-1BA0 3SU1150-2BF60-1FA0 3SU1150-2BF60-1MA0	1	1 unit	41J
		2	1	1	3		1	1 unit	41J
							1	1 unit	41J

Short black actuator, 3 switch positions (I - O - II)

Momentary contact, 2x45°, reset from left + right	White	2	2	2	3	3SU1150-2BM60-1LA0 3SU1150-2BM60-1NA0	1	1 unit	41J
							1	1 unit	41J

Latching, 2x45°	White	2	2	2	3	3SU1150-2BL60-1LA0 3SU1150-2BL60-1NA0	1	1 unit	41J
							1	1 unit	41J

Spring-loaded terminals



3SU1150-2BL60-3NA0

Short black actuator, 2 switch positions

Latching, 90°	White	1	1	0	5	3SU1150-2BF60-3BA0 3SU1150-2BF60-3MA0	1	1 unit	41J
		2	1	1	5		1	1 unit	41J

Short black actuator, 3 switch positions

Momentary contact, 2x45°, reset from left + right	White	2	2	2	5	3SU1150-2BM60-3LA0 3SU1150-2BM60-3NA0	1	1 unit	41J
							1	1 unit	41J

Latching, 2x45°	White	2	2	2	5	3SU1150-2BL60-3LA0 3SU1150-2BL60-3NA0	1	1 unit	41J
							1	1 unit	41J

Commanding and Signaling Devices


SIRIUS ACT Pushbuttons and Indicator Lights

Actuators and Indicators, 22 mm, Metal, Shiny

Complete units > Key-operated switches/coordinate switches

Selection and ordering data

Multi-unit packaging,
see page 13/16.


Operating principle	Switch position for key removal	Number of Contact modules		NO contacts	NC contacts	Number of keys	SD	Screw terminals 	PU (UNIT, SET, M)	PS*	PG
								Article No.	Price per PU		

Key-operated switches




3SU1150-4BF11-1BA0

With RONIS lock, SB30, 2 switch positions

Latching, 90° (10:30/1:30 o'clock)	All	1	1	0	2	3			1	1 unit	41J
	All		1	1	2	3			1	1 unit	41J
								Spring-loaded terminals 			
All	1	1	0	2	5				1	1 unit	41J
All		1	1	2	5				1	1 unit	41J
O	2	0	2	2	5				1	1 unit	41J

Selection and ordering data

Multi-unit packaging,
see page 13/16.

Number of NO contacts (1 per direction)	Operating principle	Direction of actuation	SD	Screw terminals 	PU (UNIT, SET, M)	PS*	PG

Coordinate switches



3SU1150-7AF88-1QA0

Without mechanical interlock, 2 switch positions

2	Momentary contact	Horizontal	5		1	1 unit	41J
		Vertical	5		1	1 unit	41J
	Latching	Horizontal	5		1	1 unit	41J
		Vertical	5		1	1 unit	41J

Without mechanical interlock, 4 switch positions

4	Momentary contact	Horizontal/Vertical	3		1	1 unit	41J
		Latching	Horizontal/Vertical	5		1	1 unit



3SU1150-7BF88-1QA0

With mechanical interlock, 2 switch positions

2	Momentary contact	Horizontal	5		1	1 unit	41J
		Vertical	5		1	1 unit	41J
	Latching	Horizontal	5		1	1 unit	41J
		Vertical	5		1	1 unit	41J

With mechanical interlock, 4 switch positions

4	Momentary contact	Horizontal/Vertical	5		1	1 unit	41J
		Latching	Horizontal/Vertical	5		1	1 unit

Commanding and Signaling Devices

SIRIUS ACT Pushbuttons and Indicator Lights

Actuators and Indicators, 22 mm, Metal, Shiny

Complete units > Indicator lights




Selection and ordering data

Multi-unit packaging,
see page 13/16.

Operational voltage		Color		SD	Screw terminals	PU (UNIT, SET, M)	PS*	PG
at AC, rated value	at DC, rated value	of actuating element	of light source					
V	V			d	Article No.	Price per PU		




Indicator lights

With smooth lens and integrated LED

	24	24	Amber	Amber	5	3SU1152-6AA00-1AA0	1	1 unit	41J
			Red	Red	▶	3SU1152-6AA20-1AA0	1	1 unit	41J
			Yellow	Yellow	▶	3SU1152-6AA30-1AA0	1	1 unit	41J
			Green	Green	▶	3SU1152-6AA40-1AA0	1	1 unit	41J
			Blue	Blue	3	3SU1152-6AA50-1AA0	1	1 unit	41J
			White	White	▶	3SU1152-6AA60-1AA0	1	1 unit	41J
			Clear	White	5	3SU1152-6AA70-1AA0	1	1 unit	41J
				110	--	Amber	Amber	5	3SU1153-6AA00-1AA0
Red	Red	▶				3SU1153-6AA20-1AA0	1	1 unit	41J
Yellow	Yellow	3				3SU1153-6AA30-1AA0	1	1 unit	41J
Green	Green	▶				3SU1153-6AA40-1AA0	1	1 unit	41J
Blue	Blue	5				3SU1153-6AA50-1AA0	1	1 unit	41J
White	White	3				3SU1153-6AA60-1AA0	1	1 unit	41J
Clear	White	5				3SU1153-6AA70-1AA0	1	1 unit	41J
	230	--				Red	Red	▶	3SU1156-6AA20-1AA0
			Yellow	Yellow	3	3SU1156-6AA30-1AA0	1	1 unit	41J
			Green	Green	▶	3SU1156-6AA40-1AA0	1	1 unit	41J
			Blue	Blue	5	3SU1156-6AA50-1AA0	1	1 unit	41J
			White	White	3	3SU1156-6AA60-1AA0	1	1 unit	41J
			Clear	White	5	3SU1156-6AA70-1AA0	1	1 unit	41J

3SU1156-6AA60-1AA0

**Spring-loaded
terminals**

	24	24	Red	Red	3	3SU1152-6AA20-3AA0	1	1 unit	41J			
			Yellow	Yellow	5	3SU1152-6AA30-3AA0	1	1 unit	41J			
			Green	Green	3	3SU1152-6AA40-3AA0	1	1 unit	41J			
			Blue	Blue	3	3SU1152-6AA50-3AA0	1	1 unit	41J			
			White	White	5	3SU1152-6AA60-3AA0	1	1 unit	41J			
			Clear	White	5	3SU1152-6AA70-3AA0	1	1 unit	41J			
				110	--	Red	Red	5	3SU1153-6AA20-3AA0	1	1 unit	41J
						Yellow	Yellow	5	3SU1153-6AA30-3AA0	1	1 unit	41J
Green	Green	5				3SU1153-6AA40-3AA0	1	1 unit	41J			
Blue	Blue	5				3SU1153-6AA50-3AA0	1	1 unit	41J			
White	White	5				3SU1153-6AA60-3AA0	1	1 unit	41J			
Clear	White	5				3SU1153-6AA70-3AA0	1	1 unit	41J			
	230	--				Red	Red	5	3SU1156-6AA20-3AA0	1	1 unit	41J
						Yellow	Yellow	5	3SU1156-6AA30-3AA0	1	1 unit	41J
			Green	Green	5	3SU1156-6AA40-3AA0	1	1 unit	41J			
			Blue	Blue	5	3SU1156-6AA50-3AA0	1	1 unit	41J			
			White	White	5	3SU1156-6AA60-3AA0	1	1 unit	41J			
			Clear	White	5	3SU1156-6AA70-3AA0	1	1 unit	41J			

3SU1156-6AA20-3AA0

Commanding and Signaling Devices




SIRIUS ACT Pushbuttons and Indicator Lights

Actuators and Indicators, 22 mm, Metal, Shiny

Compact units > Indicator lights

Selection and ordering data

Multi-unit packaging,
see page 13/16.

	Operational voltage		Color		SD	Screw terminals	PU (UNIT, SET, M)	PS*	PG	
	at AC, rated value	at DC, rated value	of actuating element	of light source						
	V	V			d	Article No.	Price per PU			
Indicator lights										
	24	24	Amber	Amber	5	3SU1251-6AB00-1AA0		1	1 unit	41J
			Red	Red	▶	3SU1251-6AB20-1AA0		1	1 unit	41J
			Yellow	Yellow	▶	3SU1251-6AB30-1AA0		1	1 unit	41J
			Green	Green	▶	3SU1251-6AB40-1AA0		1	1 unit	41J
			Blue	Blue	▶	3SU1251-6AB50-1AA0		1	1 unit	41J
			White	White	▶	3SU1251-6AB60-1AA0		1	1 unit	41J
			Clear	Clear	▶	3SU1251-6AB70-1AA0		1	1 unit	41J
3SU1251-6AB50-1AA0										
	110	--	Amber	Amber	5	3SU1251-6AC00-1AA0		1	1 unit	41J
			Red	Red	3	3SU1251-6AC20-1AA0		1	1 unit	41J
			Yellow	Yellow	5	3SU1251-6AC30-1AA0		1	1 unit	41J
			Green	Green	5	3SU1251-6AC40-1AA0		1	1 unit	41J
			Blue	Blue	5	3SU1251-6AC50-1AA0		1	1 unit	41J
			White	White	5	3SU1251-6AC60-1AA0		1	1 unit	41J
			Clear	Clear	5	3SU1251-6AC70-1AA0		1	1 unit	41J
3SU1251-6AC30-1AA0										
	230	--	Amber	Amber	5	3SU1251-6AF00-1AA0		1	1 unit	41J
			Red	Red	3	3SU1251-6AF20-1AA0		1	1 unit	41J
			Yellow	Yellow	5	3SU1251-6AF30-1AA0		1	1 unit	41J
			Green	Green	5	3SU1251-6AF40-1AA0		1	1 unit	41J
			Blue	Blue	5	3SU1251-6AF50-1AA0		1	1 unit	41J
			White	White	5	3SU1251-6AF60-1AA0		1	1 unit	41J
			Clear	Clear	5	3SU1251-6AF70-1AA0		1	1 unit	41J
3SU1251-6AF30-1AA0										
Indicator lights with "traffic light" LED										
	6 ... 24	6 ... 24	Clear	Red/Yellow/ Green	▶	3SU1251-6AG24-1AA0		1	1 unit	41J
	110	--	Clear	Red/Yellow/ Green	▶	3SU1251-6AC24-1AA0		1	1 unit	41J
	230	--	Clear	Red/Yellow/ Green	▶	3SU1251-6AF24-1AA0		1	1 unit	41J
3SU1251-6AG24-1AA0										

Commanding and Signaling Devices

SIRIUS ACT Pushbuttons and Indicator Lights

Actuators and Indicators, 22 mm, Metal, Shiny

Compact units > Acoustic signaling devices/potentiometers

Selection and ordering data

Multi-unit packaging,
see page 13/16.

Operational voltage		Volume level	SD	Screw terminals	PU (UNIT, SET, M)	PS*	PG
at AC, rated value	at DC, rated value						
V	V	dB/cm	d	Article No.	Price per PU		

Acoustic signaling devices



3SU1250-6KB10-1AA0


24	24	90/10	5	3SU1250-6KB10-1AA0		1	1 unit	41J
110	--	90/10	5	3SU1250-6KC10-1AA0		1	1 unit	41J
230	--	90/10	5	3SU1250-6KF10-1AA0		1	1 unit	41J

Selection and ordering data

Multi-unit packaging,
see page 13/16.

Version of actuating element	Operating principle	Adjustable resistance	SD	Screw terminals	PU (UNIT, SET, M)	PS*	PG
		kΩ	d				
				Article No.	Price per PU		

Potentiometers



3SU1250-2PQ10-1AA0

Rotary knob	Stepless	1	▶	3SU1250-2PQ10-1AA0		1	1 unit	41J
		4.7	▶	3SU1250-2PR10-1AA0		1	1 unit	41J
		10	▶	3SU1250-2PS10-1AA0		1	1 unit	41J
		47	▶	3SU1250-2PT10-1AA0		1	1 unit	41J
		100	▶	3SU1250-2PU10-1AA0		1	1 unit	41J
		470	▶	3SU1250-2PV10-1AA0		1	1 unit	41J

Labeling plates for potentiometers, [see page 13/137](#).

Commanding and Signaling Devices

SIRIUS ACT Pushbuttons and Indicator Lights

Actuators and Indicators, 22 mm, Metal, Shiny

Compact units > Pushbuttons with extended stroke


Selection and ordering data

Multi-unit packaging,
see page 13/16.

Version	Color	SD	Article No.	Price per PU	PU (UNIT, SET, M)	PS*	PG
		d					

Pushbuttons with extended stroke


For actuating relays, can only be combined with extension plunger, no contact module or LED module required



3SU1250-0EB40-0AA0

Pushbuttons with flat button


Red	5	3SU1250-0EB20-0AA0	1	1 unit	41J
Green	5	3SU1250-0EB40-0AA0	1	1 unit	41J
Blue	7	3SU1250-0EB50-0AA0	1	1 unit	41J



3SU1250-0FB10-0AA0

Pushbuttons with raised button

Black	▶	3SU1250-0FB10-0AA0	1	1 unit	41J
-------	---	---------------------------	---	--------	-----




3SU1251-0EB20-0AA0

Pushbuttons with flat transparent button for insertion of insert labels

Red	3	3SU1251-0EB20-0AA0	1	1 unit	41J
Clear	3	3SU1251-0EB70-0AA0	1	1 unit	41J

Version	Material	Color	SD	Article No.	Price per PU	PU (UNIT, SET, M)	PS*	PG
			d					

Accessories



3SU1900-0KG10-0AA0

Extension plungers

Plastic Gray ▶

3SU1900-0KG10-0AA0	1	1 unit	41J
---------------------------	---	--------	-----

For compensation of the distance between the pushbutton and the unlatching button of an overload relay

Commanding and Signaling Devices

SIRIUS ACT Pushbuttons and Indicator Lights

Actuators and Indicators, 22 mm, Metal, Shiny






Actuating and signaling elements > Pushbuttons

Selection and ordering data

Multi-unit packaging, see page 13/16.

Version of actuating element	Operating principle	Color, marking	SD	Article No.	Price per PU	PU (UNIT, SET, M)	PS*	PG
Front ring version	Unlatching method		d					

Pushbuttons

 3SU1050-0AB40-0AC0	Pushbuttons with flat button Standard	Momentary contact	Black	▶	3	3SU1050-0AB10-0AA0	1	1 unit	41J
			Black, "O"	▶	3	3SU1050-0AB10-0AD0	1	1 unit	41J
			Red	▶	3	3SU1050-0AB20-0AA0	1	1 unit	41J
			Red, "O"	▶	3	3SU1050-0AB20-0AD0	1	1 unit	41J
			Yellow	▶	3	3SU1050-0AB30-0AA0	1	1 unit	41J
			Green	▶	3	3SU1050-0AB40-0AA0	1	1 unit	41J
			Green, "I"	▶	3	3SU1050-0AB40-0AC0	1	1 unit	41J
			Blue	▶	3	3SU1050-0AB50-0AA0	1	1 unit	41J
			Blue, "R"	▶	5	3SU1050-0AB50-0AR0	1	1 unit	41J
			White	▶	3	3SU1050-0AB60-0AA0	1	1 unit	41J
			White, "I"	▶	5	3SU1050-0AB60-0AB0	1	1 unit	41J
			Clear	▶	3	3SU1050-0AB70-0AA0	1	1 unit	41J
			Gray	▶	3	3SU1050-0AB80-0AA0	1	1 unit	41J
 3SU1050-0AA30-0AA0	Pushbuttons with raised button Standard	Latching Push to unlatch	Black	▶	3	3SU1050-0AA10-0AA0	1	1 unit	41J
			Red	▶	3	3SU1050-0AA20-0AA0	1	1 unit	41J
			Yellow	▶	3	3SU1050-0AA30-0AA0	1	1 unit	41J
			Green	▶	3	3SU1050-0AA40-0AA0	1	1 unit	41J
			Blue	▶	3	3SU1050-0AA50-0AA0	1	1 unit	41J
			White	▶	3	3SU1050-0AA60-0AA0	1	1 unit	41J
 3SU1050-0BB20-0AA0	Pushbuttons with flat button Raised	Momentary contact	Black	▶	5	3SU1050-0BB10-0AA0	1	1 unit	41J
			Red	▶	5	3SU1050-0BB20-0AA0	1	1 unit	41J
			Yellow	▶	5	3SU1050-0BB30-0AA0	1	1 unit	41J
			Green	▶	5	3SU1050-0BB40-0AA0	1	1 unit	41J
			Blue	▶	5	3SU1050-0BB50-0AA0	1	1 unit	41J
			White	▶	5	3SU1050-0BB60-0AA0	1	1 unit	41J
 3SU1050-0CB50-0AA0	Pushbuttons with flat button Raised	Momentary contact	Black	▶	5	3SU1050-0CB10-0AA0	1	1 unit	41J
			Red	▶	5	3SU1050-0CB20-0AA0	1	1 unit	41J
			Yellow	▶	5	3SU1050-0CB30-0AA0	1	1 unit	41J
			Green	▶	5	3SU1050-0CB40-0AA0	1	1 unit	41J
			Blue	▶	5	3SU1050-0CB50-0AA0	1	1 unit	41J
White	▶	5	3SU1050-0CB60-0AA0	1	1 unit	41J			
 3SU1051-0CB40-0AA0	Illuminated pushbuttons with flat button Raised	Momentary contact	Green	X	X	3SU1051-0CB40-0AA0	1	20 units	41J




Commanding and Signaling Devices

SIRIUS ACT Pushbuttons and Indicator Lights

Actuators and Indicators, 22 mm, Metal, Shiny

Actuating and signaling elements > Pushbuttons

Multi-unit packaging,
see page 13/16.

Version of actuating element	Operating principle	Color	SD	Article No.	Price per PU	PU (UNIT, SET, M)	PS*	PG
Front ring version	Unlatching method		d					
Pushbuttons								
 <p>Illuminated pushbuttons with flat button Standard</p> <p>3SU1051-0AB30-0AA0</p>	Momentary contact	Amber	5	3SU1051-0AB00-0AA0		1	1 unit	41J
		Red	▶	3SU1051-0AB20-0AA0		1	1 unit	41J
		Yellow	3	3SU1051-0AB30-0AA0		1	1 unit	41J
		Green	▶	3SU1051-0AB40-0AA0		1	1 unit	41J
		Blue	3	3SU1051-0AB50-0AA0		1	1 unit	41J
		White	▶	3SU1051-0AB60-0AA0		1	1 unit	41J
		Clear	▶	3SU1051-0AB70-0AA0		1	1 unit	41J
		 <p>3SU1051-0AA20-0AA0</p>	Latching	Red	▶	3SU1051-0AA20-0AA0		1
Push to unlatch	Yellow		▶	3SU1051-0AA30-0AA0		1	1 unit	41J
	Green		▶	3SU1051-0AA40-0AA0		1	1 unit	41J
	Blue		▶	3SU1051-0AA50-0AA0		1	1 unit	41J
	White		▶	3SU1051-0AA60-0AA0		1	1 unit	41J
	Clear		5	3SU1051-0AA70-0AA0		1	1 unit	41J
	 <p>Illuminated pushbuttons with raised button Standard</p> <p>3SU1051-0BB20-0AA0</p>		Momentary contact	Amber	5	3SU1051-0BB00-0AA0		1
Red		▶		3SU1051-0BB20-0AA0		1	1 unit	41J
Yellow		▶		3SU1051-0BB30-0AA0		1	1 unit	41J
Green		▶		3SU1051-0BB40-0AA0		1	1 unit	41J
Blue		▶		3SU1051-0BB50-0AA0		1	1 unit	41J
White		5		3SU1051-0BB60-0AA0		1	1 unit	41J
Clear		3		3SU1051-0BB70-0AA0		1	1 unit	41J

Commanding and Signaling Devices





SIRIUS ACT Pushbuttons and Indicator Lights

Actuators and Indicators, 22 mm, Metal, Shiny

Actuating and signaling elements > Twin pushbuttons

Selection and ordering data

Multi-unit packaging, see page 13/16.

	Version of actuating element	Operating principle	Color	Marking Symbol No.	SD	Article No.	Price per PU	PU (UNIT, SET, M)	PS*	PG
Twin pushbuttons										
	Twin pushbuttons flat, flat	Momentary contact	Green/Red	-- "I"/"O"	3	3SU1050-3AB42-0AA0		1	1 unit	41J
					3	3SU1050-3AB42-0AK0		1	1 unit	41J
			White/Black	-- "I"/"O"	3	3SU1050-3AB61-0AA0		1	1 unit	41J
					3	3SU1050-3AB61-0AK0		1	1 unit	41J
			White/White	-- "-"/"+"	5	3SU1050-3AB66-0AA0		1	1 unit	41J
				Arrows, hor.	5	3SU1050-3AB66-0AL0		1	1 unit	41J
					5	3SU1050-3AB66-0AM0		1	1 unit	41J
	Black/Black	--		3	3SU1050-3AB11-0AA0		1	1 unit	41J	
				5	3SU1050-3AB11-0AQ0		1	1 unit	41J	
					○ ○ 5264/5265 (IEC 60417)					
3SU1050-3AB66-0AL0										
	Twin pushbuttons flat, raised	Momentary contact	Green/Red	-- "I"/"O"	3	3SU1050-3BB42-0AA0		1	1 unit	41J
					3	3SU1050-3BB42-0AK0		1	1 unit	41J
			White/Black	-- "I"/"O"	3	3SU1050-3BB61-0AA0		1	1 unit	41J
				5	3SU1050-3BB61-0AK0		1	1 unit	41J	
3SU1050-3BB42-0AK0										
	Twin pushbuttons flat, flat, illuminated	Momentary contact	Green/Red	-- "I"/"O"	▶ 3	3SU1051-3AB42-0AA0		1	1 unit	41J
					▶ 5	3SU1051-3AB42-0AK0		1	1 unit	41J
				Arrows, vert.	5	3SU1051-3AB42-0AN0		1	1 unit	41J
			White/Black	-- "I"/"O"	▶ 3	3SU1051-3AB61-0AA0		1	1 unit	41J
				3	3SU1051-3AB61-0AK0		1	1 unit	41J	
3SU1051-3AB42-0AN0										
	Twin pushbuttons flat, raised, illuminated	Momentary contact	Green/Red	-- "I"/"O"	▶ 3	3SU1051-3BB42-0AA0		1	1 unit	41J
					▶ 3	3SU1051-3BB42-0AK0		1	1 unit	41J
			White/Black	-- "I"/"O"	3	3SU1051-3BB61-0AA0		1	1 unit	41J
					5	3SU1051-3BB61-0AK0		1	1 unit	41J
3SU1051-3BB61-0AA0										

Commanding and Signaling Devices

SIRIUS ACT Pushbuttons and Indicator Lights

Actuators and Indicators, 22 mm, Metal, Shiny







Actuating and signaling elements > Mushroom pushbuttons

Selection and ordering data

Multi-unit packaging,
see page 13/16.

Version of actuating element	Operating principle Unlatching method	Color	SD	Article No.	Price per PU	PU (UNIT, SET, M)	PS*	PG
------------------------------	--	-------	----	-------------	--------------	-------------------	-----	----

Mushroom pushbuttons

 3SU1050-1AD20-0AA0	2 switch positions								
	Mushroom pushbuttons 30 mm diameter, 2 positions	Momentary contact	Black	▶	3SU1050-1AD10-0AA0		1	1 unit	41J
			Red	▶	3SU1050-1AD20-0AA0		1	1 unit	41J
			Yellow	▶	3SU1050-1AD30-0AA0		1	1 unit	41J
			Green	▶	3SU1050-1AD40-0AA0		1	1 unit	41J
	Latching	Black	▶	3SU1050-1AA10-0AA0		1	1 unit	41J	
	Pull to unlatch	Red	▶	3SU1050-1AA20-0AA0		1	1 unit	41J	
 3SU1050-1BD30-0AA0	Mushroom pushbuttons 40 mm diameter, 2 positions	Momentary contact	Black	3	3SU1050-1BD10-0AA0		1	1 unit	41J
			Red	5	3SU1050-1BD20-0AA0		1	1 unit	41J
			Yellow	5	3SU1050-1BD30-0AA0		1	1 unit	41J
			Green	5	3SU1050-1BD40-0AA0		1	1 unit	41J
		Latching	Black	3	3SU1050-1BA10-0AA0		1	1 unit	41J
	Pull to unlatch	Red	3	3SU1050-1BA20-0AA0		1	1 unit	41J	
		Yellow	5	3SU1050-1BA30-0AA0		1	1 unit	41J	
 3SU1050-1CD40-0AA0	Mushroom pushbuttons 60 mm diameter, 2 positions	Momentary contact	Black	5	3SU1050-1CD10-0AA0		1	1 unit	41J
			Red	5	3SU1050-1CD20-0AA0		1	1 unit	41J
			Yellow	5	3SU1050-1CD30-0AA0		1	1 unit	41J
			Green	5	3SU1050-1CD40-0AA0		1	1 unit	41J
		Latching	Black	5	3SU1050-1CA10-0AA0		1	1 unit	41J
	Pull to unlatch	Red	5	3SU1050-1CA20-0AA0		1	1 unit	41J	
 3SU1051-1AD60-0AA0	Mushroom pushbuttons 30 mm diameter, 2 positions, illuminated	Momentary contact	Yellow	5	3SU1051-1AD30-0AA0		1	1 unit	41J
			Green	5	3SU1051-1AD40-0AA0		1	1 unit	41J
			Blue	5	3SU1051-1AD50-0AA0		1	1 unit	41J
			White	5	3SU1051-1AD60-0AA0		1	1 unit	41J
		Latching	Amber	5	3SU1051-1AA00-0AA0		1	1 unit	41J
		Pull to unlatch	Red	5	3SU1051-1AA20-0AA0		1	1 unit	41J
			Yellow	5	3SU1051-1AA30-0AA0		1	1 unit	41J
			Green	5	3SU1051-1AA40-0AA0		1	1 unit	41J
			Blue	5	3SU1051-1AA50-0AA0		1	1 unit	41J
	Clear		5	3SU1051-1AA70-0AA0		1	1 unit	41J	
 3SU1051-1BD40-0AA0	Mushroom pushbuttons 40 mm diameter, 2 positions, illuminated	Momentary contact	Amber	5	3SU1051-1BD00-0AA0		1	1 unit	41J
			Yellow	5	3SU1051-1BD30-0AA0		1	1 unit	41J
			Green	5	3SU1051-1BD40-0AA0		1	1 unit	41J
			White	5	3SU1051-1BD60-0AA0		1	1 unit	41J
		Latching	Amber	5	3SU1051-1BA00-0AA0		1	1 unit	41J
	Pull to unlatch	Red	3	3SU1051-1BA20-0AA0		1	1 unit	41J	
		Yellow	5	3SU1051-1BA30-0AA0		1	1 unit	41J	
		Green	5	3SU1051-1BA40-0AA0		1	1 unit	41J	
		Blue	5	3SU1051-1BA50-0AA0		1	1 unit	41J	
		Clear	5	3SU1051-1BA70-0AA0		1	1 unit	41J	
 3SU1051-1CA50-0AA0	Mushroom pushbuttons 60 mm diameter, 2 positions, illuminated	Momentary contact	Amber	5	3SU1051-1CD00-0AA0		1	1 unit	41J
			Yellow	5	3SU1051-1CD30-0AA0		1	1 unit	41J
			Green	5	3SU1051-1CD40-0AA0		1	1 unit	41J
			White	5	3SU1051-1CD60-0AA0		1	1 unit	41J
		Latching	Red	5	3SU1051-1CA20-0AA0		1	1 unit	41J
		Pull to unlatch	Yellow	5	3SU1051-1CA30-0AA0		1	1 unit	41J
			Green	5	3SU1051-1CA40-0AA0		1	1 unit	41J
			Blue	5	3SU1051-1CA50-0AA0		1	1 unit	41J
	Clear		5	3SU1051-1CA70-0AA0		1	1 unit	41J	

Commanding and Signaling Devices

SIRIUS ACT Pushbuttons and Indicator Lights

Actuators and Indicators, 22 mm, Metal, Shiny

Actuating and signaling elements > Mushroom pushbuttons/EMERGENCY STOP mushroom pushbuttons

Multi-unit packaging,
see page 13/16.

Version of actuating element	Operating principle Unlatching method	Color	SD	Article No.	Price per PU	PU (UNIT, SET, M)	PS*	PG
------------------------------	--	-------	----	-------------	--------------	-------------------	-----	----

Mushroom pushbuttons

2 switch positions



3SU1050-1HB10-0AA0

Mushroom pushbuttons
with raised mushroom,
40 mm diameter,
2 positions

With positive latching
Rotate to unlatch

Black
Yellow

5
5

3SU1050-1HB10-0AA0
3SU1050-1HB30-0AA0

1
1

1 unit
1 unit

41J
41J

3 switch positions



3SU1050-1EA20-0AA0

Mushroom pushbuttons
40 mm diameter,
3 positions

Momentary contact

Black
Red

5
5

3SU1050-1ED10-0AA0
3SU1050-1ED20-0AA0

1
1

1 unit
1 unit

41J
41J

Latching

Black
Red

5
5

3SU1050-1EA10-0AA0
3SU1050-1EA20-0AA0

1
1

1 unit
1 unit

41J
41J

Pull to unlatch



3SU1051-1EA40-0AA0

Mushroom pushbuttons
40 mm diameter,
3 positions, illuminated

Momentary contact

Red
White

5
5

3SU1051-1ED20-0AA0
3SU1051-1ED60-0AA0

1
1

1 unit
1 unit

41J
41J

Latching

Red
Green

5
5

3SU1051-1EA20-0AA0
3SU1051-1EA40-0AA0

1
1

1 unit
1 unit

41J
41J

Pull to unlatch

Selection and ordering data

Multi-unit packaging,
see page 13/16.

Version of actuating element	Outer diameter of mushroom	Make of lock	Color	SD	Article No.	Price per PU	PU (UNIT, SET, M)	PS*	PG
------------------------------	----------------------------	--------------	-------	----	-------------	--------------	-------------------	-----	----

EMERGENCY STOP mushroom pushbuttons, in accordance with ISO 13850 and IEC 60947-5-5

With pull to unlatch



3SU1050-1HA20-0AA0

With positive latching,
2 positions

40

--

Red

3

3SU1050-1HA20-0AA0

1

1 unit

41J

With rotate to unlatch



3SU1050-1GB20-0AA0

With positive latching,
2 positions

33.8

--

Red

3

3SU1050-1GB20-0AA0

1

1 unit

41J

Commanding and Signaling Devices

SIRIUS ACT Pushbuttons and Indicator Lights

Actuators and Indicators, 22 mm, Metal, Shiny



Actuating and signaling elements > EMERGENCY STOP mushroom pushbuttons

Multi-unit packaging,
see page 13/16.


Version of actuating element	Outer diameter of mushroom	Make of lock	Color	Number of keys	SD	Article No.	Price per PU	PU (UNIT, SET, M)	PS*	PG
------------------------------	----------------------------	--------------	-------	----------------	----	-------------	--------------	-------------------	-----	----

EMERGENCY STOP mushroom pushbuttons, in accordance with ISO 13850 and IEC 60947-5-5




With rotate to unlatch

	With positive latching, 2 positions	40	--	Red	--	▶	3SU1050-1HB20-0AA0		1	1 unit	41J
		60	--	Red	--	5	3SU1050-1JB20-0AA0		1	1 unit	41J
	With latching, 2 positions	40	--	Red	--	3	3SU1050-1LB20-0AA0		1	1 unit	41J

With rotate to unlatch, can be illuminated

	With positive latching, 2 positions	33.8	--	Red	--	▶	3SU1051-1GB20-0AA0		1	1 unit	41J
		40				▶	3SU1051-1HB20-0AA0		1	1 unit	41J
		60				▶	3SU1051-1JB20-0AA0		1	1 unit	41J

With key-operated release

	With positive latching, 2 positions	40	RONIS SB30	Red	2	3	3SU1050-1HF20-0AA0		1	1 unit	41J
			RONIS 455	Red	2	5	3SU1050-1HG20-0AA0		1	1 unit	41J
			RONIS 421	Red	2	5	3SU1050-1HH20-0AA0		1	1 unit	41J
			BKS S1	Red	2	5	3SU1050-1HK20-0AA0		1	1 unit	41J
			BKS E7	Red	0	5	3SU1050-1HM20-0AA0		1	1 unit	41J
			BKS E9	Red	0	5	3SU1050-1HN20-0AA0		1	1 unit	41J
			O.M.R. 73037	Red	2	5	3SU1050-1HQ20-0AA0		1	1 unit	41J
			CES SSG 10	Red	2	3	3SU1050-1HR20-0AA0		1	1 unit	41J
			CES SSP9	Red	2	5	3SU1050-1HS20-0AA0		1	1 unit	41J
			CES VL5	Black	2	5	3SU1050-1HU10-0AA0		1	1 unit	41J
				Red	2	5	3SU1050-1HU20-0AA0		1	1 unit	41J
			CES VL1	Red	2	5	3SU1050-1HV20-0AA0		1	1 unit	41J
			IKON 360012K1	Red	2	5	3SU1050-1HX20-0AA0		1	1 unit	41J

Commanding and Signaling Devices

SIRIUS ACT Pushbuttons and Indicator Lights

Actuators and Indicators, 22 mm, Metal, Shiny

Actuating and signaling elements > Toggle switches/selector switches

Selection and ordering data

Multi-unit packaging, see page 13/16.

Number of switching positions	Number of command points	Color of actuating element	Operating principle of the actuating element	SD	Article No.	Price per PU	PU (UNIT, SET, M)	PS*	PG
-------------------------------	--------------------------	----------------------------	--	----	-------------	--------------	-------------------	-----	----

Toggle switches



3SU1050-3EA10-0AA0

2	1	Black	Latching	5	3SU1050-3EA10-0AA0		1	1 unit	41J
			Momentary contact, reset from above	5	3SU1050-3EC10-0AA0		1	1 unit	41J

Selection and ordering data

Multi-unit packaging, see page 13/16.

Version of actuating element	Operating principle	Color	SD	Article No.	Price per PU	PU (UNIT, SET, M)	PS*	PG
------------------------------	---------------------	-------	----	-------------	--------------	-------------------	-----	----

Selector switches

2 switch positions, can be illuminated



3SU1052-2BC20-0AA0

Selector, short black actuator	Momentary contact, 45° (10:30/12 o'clock), reset from center to left	Black	3	3SU1052-2BC10-0AA0		1	1 unit	41J
		Red	▶	3SU1052-2BC20-0AA0		1	1 unit	41J
		Yellow	▶	3SU1052-2BC30-0AA0		1	1 unit	41J
		Green	▶	3SU1052-2BC40-0AA0		1	1 unit	41J
		Blue	▶	3SU1052-2BC50-0AA0		1	1 unit	41J
		White	3	3SU1052-2BC60-0AA0		1	1 unit	41J



3SU1052-2BF40-0AA0

Latching, 90° (10:30/1:30 o'clock)	Amber	5	3SU1052-2BF00-0AA0		1	1 unit	41J
		▶	3SU1052-2BF10-0AA0		1	1 unit	41J
		▶	3SU1052-2BF20-0AA0		1	1 unit	41J
		▶	3SU1052-2BF30-0AA0		1	1 unit	41J
		▶	3SU1052-2BF40-0AA0		1	1 unit	41J
		▶	3SU1052-2BF50-0AA0		1	1 unit	41J
		▶	3SU1052-2BF60-0AA0		1	1 unit	41J



3SU1052-2CF60-0AA0

Selector, long black actuator	Momentary contact, 45° (10:30/12 o'clock), reset from center to left	Black	5	3SU1052-2CC10-0AA0		1	1 unit	41J
		Yellow	5	3SU1052-2CC30-0AA0		1	1 unit	41J
		Green	5	3SU1052-2CC40-0AA0		1	1 unit	41J
		Blue	5	3SU1052-2CC50-0AA0		1	1 unit	41J
		White	5	3SU1052-2CC60-0AA0		1	1 unit	41J
Latching, 90° (10:30/1:30 o'clock)	Black	5	3SU1052-2CF10-0AA0		1	1 unit	41J	
		▶	3SU1052-2CF20-0AA0		1	1 unit	41J	
		▶	3SU1052-2CF30-0AA0		1	1 unit	41J	
		▶	3SU1052-2CF40-0AA0		1	1 unit	41J	
		▶	3SU1052-2CF50-0AA0		1	1 unit	41J	
		▶	3SU1052-2CF60-0AA0		1	1 unit	41J	



















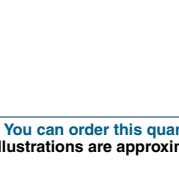

Commanding and Signaling Devices

SIRIUS ACT Pushbuttons and Indicator Lights

Actuators and Indicators, 22 mm, Metal, Shiny

Actuating and signaling elements > Selector switches

Multi-unit packaging,
see page 13/16.

Version of actuating element	Operating principle	Color	SD	Article No.	Price per PU	PU (UNIT, SET, M)	PS*	PG				
Selector switches												
3 switch positions, can be illuminated												
	Selector, short black actuator	Momentary contact, 2x45° (10:30/12/1:30 o'clock), reset from left + right		Amber	5	3SU1052-2BM00-0AA0	1	1 unit	41J			
				Black	▶	3SU1052-2BM10-0AA0	1	1 unit	41J			
				Red	5	3SU1052-2BM20-0AA0	1	1 unit	41J			
				Yellow	5	3SU1052-2BM30-0AA0	1	1 unit	41J			
				Green	▶	3SU1052-2BM40-0AA0	1	1 unit	41J			
				Blue	▶	3SU1052-2BM50-0AA0	1	1 unit	41J			
				White	▶	3SU1052-2BM60-0AA0	1	1 unit	41J			
	Selector, short black actuator	Latching, 2x45° (10:30/12/1:30 o'clock)		Amber	5	3SU1052-2BL00-0AA0	1	1 unit	41J			
				Black	▶	3SU1052-2BL10-0AA0	1	1 unit	41J			
				Red	▶	3SU1052-2BL20-0AA0	1	1 unit	41J			
				Yellow	▶	3SU1052-2BL30-0AA0	1	1 unit	41J			
				Green	3	3SU1052-2BL40-0AA0	1	1 unit	41J			
				White	▶	3SU1052-2BL60-0AA0	1	1 unit	41J			
	Selector, short black actuator	Momentary contact/latching, 2x45° (10:30/12/1:30 o'clock), reset from left, latching to the right		Black	5	3SU1052-2BP10-0AA0	1	1 unit	41J			
				Red	5	3SU1052-2BP20-0AA0	1	1 unit	41J			
				Green	5	3SU1052-2BP40-0AA0	1	1 unit	41J			
				White	5	3SU1052-2BP60-0AA0	1	1 unit	41J			
	Selector, short black actuator	Latching/momentary contact, 2x45° (10:30/12/1:30 o'clock), reset from right, latching to the left		Black	3	3SU1052-2BN10-0AA0	1	1 unit	41J			
				Red	5	3SU1052-2BN20-0AA0	1	1 unit	41J			
				Green	▶	3SU1052-2BN40-0AA0	1	1 unit	41J			
				White	3	3SU1052-2BN60-0AA0	1	1 unit	41J			
	Selector, long black actuator	Momentary contact, 2x45° (10:30/12/1:30 o'clock), reset from left + right		Black	3	3SU1052-2CM10-0AA0	1	1 unit	41J			
				Red	5	3SU1052-2CM20-0AA0	1	1 unit	41J			
				Green	5	3SU1052-2CM40-0AA0	1	1 unit	41J			
				White	3	3SU1052-2CM60-0AA0	1	1 unit	41J			
	Selector, long black actuator	Latching, 2x45° (10:30/12/1:30 o'clock)		Black	5	3SU1052-2CL10-0AA0	1	1 unit	41J			
				Red	5	3SU1052-2CL20-0AA0	1	1 unit	41J			
				Green	5	3SU1052-2CL40-0AA0	1	1 unit	41J			
				White	5	3SU1052-2CL60-0AA0	1	1 unit	41J			
	Selector, long black actuator	Momentary contact/latching, 2x45° (10:30/12/1:30 o'clock), reset from left, latching to the right		Black	5	3SU1052-2CP10-0AA0	1	1 unit	41J			
				Red	5	3SU1052-2CP20-0AA0	1	1 unit	41J			
				White	5	3SU1052-2CP60-0AA0	1	1 unit	41J			
	Selector, long black actuator	Latching/momentary contact, 2x45° (10:30/12/1:30 o'clock), reset from right, latching to the left		Black	5	3SU1052-2CN10-0AA0	1	1 unit	41J			
				Red	5	3SU1052-2CN20-0AA0	1	1 unit	41J			
				White	5	3SU1052-2CN60-0AA0	1	1 unit	41J			
	Selector, long black actuator	Latching/momentary contact, 2x45° (10:30/12/1:30 o'clock), reset from right, latching to the left, lockable with 2 padlocks or carabiner hooks		Black	5	3SU1042-2GL10-0AA0	1	1 unit	41J			

Commanding and Signaling Devices

SIRIUS ACT Pushbuttons and Indicator Lights

Actuators and Indicators, 22 mm, Metal, Shiny

Actuating and signaling elements > Selector switches

Multi-unit packaging, see page 13/16.

Version of actuating element	Operating principle	Color	SD	Article No.	Price per PU	PU (UNIT, SET, M)	PS*	PG
			d					

Selector switches

4 switch positions



3SU1050-2AS60-0AA0

Rotary knob

Latching, 4x90°
(3/6/9/12 o'clock)



White


3

3SU1050-2AS60-0AA0

1

1 unit

41J



Commanding and Signaling Devices

SIRIUS ACT Pushbuttons and Indicator Lights

Actuators and Indicators, 22 mm, Metal, Shiny

Actuating and signaling elements > Key-operated switches

Selection and ordering data

Multi-unit packaging, see page 13/16.

Operating principle	Make of lock	Switch position for key removal	Number of keys	SD	Article No.	Price per PU	PU (UNIT, SET, M)	PS*	PG
---------------------	--------------	---------------------------------	----------------	----	-------------	--------------	-------------------	-----	----

Key-operated switches

2 switch positions



3SU1050-4BC01-0AA0

Momentary contact, 45° (10:30/12 o'clock), reset from center to left	RONIS, SB30	O	2	3	3SU1050-4BC01-0AA0		1	1 unit	41J
	RONIS, 455	O	2	5	3SU1050-4CC01-0AA0		1	1 unit	41J
	O.M.R. 73037, red	O	2	5	3SU1050-4FC01-0AA0		1	1 unit	41J
	O.M.R. 73038, light blue	O	2	5	3SU1050-4GC01-0AA0		1	1 unit	41J
	O.M.R. 73034, black	O	2	5	3SU1050-4HC01-0AA0		1	1 unit	41J
	O.M.R. 73033, yellow	O	2	5	3SU1050-4JC01-0AA0		1	1 unit	41J
	CES, SSG10	O	2	3	3SU1050-5BC01-0AA0		1	1 unit	41J
	CES, LSG1	O	2	5	3SU1050-5HC01-0AA0		1	1 unit	41J
	CES, VL5	O	2	5	3SU1050-5KC01-0AA0		1	1 unit	41J
	CES, STGH10	O	2	5	3SU1050-5LC01-0AA0		1	1 unit	41J
	BKS, S1	O	2	5	3SU1050-5PC01-0AA0		1	1 unit	41J
	IKON, 360012K1	O	2	5	3SU1050-5XC01-0AA0		1	1 unit	41J

Latching, 90° (10:30/1:30 o'clock)



3SU1050-4BF01-0AA0

	RONIS, SB30	O	2	3	3SU1050-4BF01-0AA0		1	1 unit	41J
		O+l	2	3	3SU1050-4BF11-0AA0		1	1 unit	41J
		l	2	5	3SU1050-4BF21-0AA0		1	1 unit	41J
	RONIS, 455	O	2	5	3SU1050-4CF01-0AA0		1	1 unit	41J
		O+l	2	5	3SU1050-4CF11-0AA0		1	1 unit	41J
		l	2	5	3SU1050-4CF21-0AA0		1	1 unit	41J
	RONIS, 421	O+l	2	5	3SU1050-4DF11-0AA0		1	1 unit	41J
	O.M.R. 73037, red	O	2	5	3SU1050-4FF01-0AA0		1	1 unit	41J
		O+l	2	5	3SU1050-4FF11-0AA0		1	1 unit	41J
		l	2	5	3SU1050-4FF21-0AA0		1	1 unit	41J
	O.M.R. 73038, light blue	O	2	5	3SU1050-4GF01-0AA0		1	1 unit	41J
		O+l	2	5	3SU1050-4GF11-0AA0		1	1 unit	41J
		l	2	5	3SU1050-4GF21-0AA0		1	1 unit	41J
	O.M.R. 73034, black	O	2	5	3SU1050-4HF01-0AA0		1	1 unit	41J
		O+l	2	5	3SU1050-4HF11-0AA0		1	1 unit	41J
		l	2	5	3SU1050-4HF21-0AA0		1	1 unit	41J
	O.M.R. 73033, yellow	O	2	5	3SU1050-4JF01-0AA0		1	1 unit	41J
		O+l	2	5	3SU1050-4JF11-0AA0		1	1 unit	41J
		l	2	5	3SU1050-4JF21-0AA0		1	1 unit	41J
	CES, SSG10	O	2	3	3SU1050-5BF01-0AA0		1	1 unit	41J
		O+l	2	3	3SU1050-5BF11-0AA0		1	1 unit	41J
		l	2	5	3SU1050-5BF21-0AA0		1	1 unit	41J
	CES, SSG10 with key monitoring	O	2	5	3SU1050-5JF01-0AA0		1	1 unit	41J
	CES, LSG1	O	2	5	3SU1050-5HF01-0AA0		1	1 unit	41J
		O+l	2	5	3SU1050-5HF11-0AA0		1	1 unit	41J
	CES, VL5	O	2	5	3SU1050-5KF01-0AA0		1	1 unit	41J
	CES, STGH10	O+l	2	5	3SU1050-5LF11-0AA0		1	1 unit	41J



3SU1050-4GF11-0AA0



3SU1050-5BF01-0AA0



3SU1050-5PF01-0AA0

	BKS, S1	O	2	5	3SU1050-5PF01-0AA0		1	1 unit	41J
		O+l	2	5	3SU1050-5PF11-0AA0		1	1 unit	41J
		l	2	5	3SU1050-5PF21-0AA0		1	1 unit	41J
	BKS, E1	O	0	5	3SU1050-5QF01-0AA0		1	1 unit	41J
		O+l	0	5	3SU1050-5QF11-0AA0		1	1 unit	41J
	BKS, E2	O	0	3	3SU1050-5RF01-0AA0		1	1 unit	41J
		O+l	0	5	3SU1050-5RF11-0AA0		1	1 unit	41J
	BKS, E7	O	0	5	3SU1050-5SF01-0AA0		1	1 unit	41J
		O+l	0	5	3SU1050-5SF11-0AA0		1	1 unit	41J
	BKS, E9	O	0	5	3SU1050-5TF01-0AA0		1	1 unit	41J
		O+l	0	5	3SU1050-5TF11-0AA0		1	1 unit	41J
	IKON, 360012K1	O	2	5	3SU1050-5XF01-0AA0		1	1 unit	41J
		O+l	2	5	3SU1050-5XF11-0AA0		1	1 unit	41J

Commanding and Signaling Devices

SIRIUS ACT Pushbuttons and Indicator Lights

Actuators and Indicators, 22 mm, Metal, Shiny

Actuating and signaling elements > Key-operated switches

Multi-unit packaging,
see page 13/16.

Operating principle	Make of lock	Switch position for key removal	Number of keys	SD	Article No.	Price per PU	PU (UNIT, SET, M)	PS*	PG
---------------------	--------------	---------------------------------	----------------	----	-------------	--------------	-------------------	-----	----

Key-operated switches

3 switch positions



Momentary contact, 2x45° (10:30/12/1:30 o'clock), reset from left + right



Latching, 2x45° (10:30/12/1:30 o'clock)



Momentary contact, 2x45° (10:30/12/1:30 o'clock), reset from left + right	RONIS, SB30	O	2	5	3SU1050-4BM01-0AA0		1	1 unit	41J
	RONIS, 455	O	2	5	3SU1050-4CM01-0AA0		1	1 unit	41J
	O.M.R. 73034, black	O	2	5	3SU1050-4HM01-0AA0		1	1 unit	41J
	CES, SSG10	O	2	5	3SU1050-5BM01-0AA0		1	1 unit	41J
	CES, STGH10	O	2	5	3SU1050-5LM01-0AA0		1	1 unit	41J
	BKS, S1	O	2	5	3SU1050-5PM01-0AA0		1	1 unit	41J
Latching, 2x45° (10:30/12/1:30 o'clock)	RONIS, SB30	O	2	5	3SU1050-4BL01-0AA0		1	1 unit	41J
		I+O+II	2	3	3SU1050-4BL11-0AA0		1	1 unit	41J
		I	2	5	3SU1050-4BL21-0AA0		1	1 unit	41J
		II	2	5	3SU1050-4BL31-0AA0		1	1 unit	41J
		I+II	2	5	3SU1050-4BL41-0AA0		1	1 unit	41J
		O+I	2	5	3SU1050-4BL51-0AA0		1	1 unit	41J
	RONIS, 455	O	2	5	3SU1050-4CL01-0AA0		1	1 unit	41J
		I+O+II	2	5	3SU1050-4CL11-0AA0		1	1 unit	41J
		RONIS, 421		2	5	3SU1050-4DL11-0AA0		1	1 unit
	O.M.R. 73037, red	I+O+II	2	5	3SU1050-4FL11-0AA0		1	1 unit	41J
	O.M.R. 73038, light blue	O	2	5	3SU1050-4GL01-0AA0		1	1 unit	41J
		I+O+III	2	5	3SU1050-4GL11-0AA0		1	1 unit	41J
O.M.R. 73034, black		O	2	5	3SU1050-4HL01-0AA0		1	1 unit	41J
I+O+II		2	5	3SU1050-4HL11-0AA0		1	1 unit	41J	
CES, SSG10	O	2	5	3SU1050-5BL01-0AA0		1	1 unit	41J	
	I+O+II	2	3	3SU1050-5BL11-0AA0		1	1 unit	41J	
	I	2	5	3SU1050-5BL21-0AA0		1	1 unit	41J	
	II	2	5	3SU1050-5BL31-0AA0		1	1 unit	41J	
	I+II	2	5	3SU1050-5BL41-0AA0		1	1 unit	41J	
	O	2	5	3SU1050-5JL01-0AA0		1	1 unit	41J	
CES, SSG10 with key monitoring	BKS, S1	O	2	5	3SU1050-5PL01-0AA0		1	1 unit	41J
		I+O+II	2	5	3SU1050-5PL11-0AA0		1	1 unit	41J
		I	2	5	3SU1050-5PL21-0AA0		1	1 unit	41J
		I+II	2	5	3SU1050-5PL41-0AA0		1	1 unit	41J
IKON, 360012K1	O	2	5	3SU1050-5XL01-0AA0		1	1 unit	41J	
	I+O+II	2	5	3SU1050-5XL11-0AA0		1	1 unit	41J	
Momentary contact/latching, 2x45° (10:30/12/1:30 o'clock), reset from left, latching to the right	RONIS, SB30	O	2	5	3SU1050-4BP01-0AA0		1	1 unit	41J
		O+II	2	5	3SU1050-4BP61-0AA0		1	1 unit	41J
O.M.R. 73034, black	O.M.R. 73033, yellow	II	2	5	3SU1050-4HP31-0AA0		1	1 unit	41J
					3SU1050-4JP31-0AA0				
CES, SSG10	O	II	2	5	3SU1050-5BP01-0AA0		1	1 unit	41J
					3SU1050-5BP31-0AA0		1	1 unit	41J
					3SU1050-5BP61-0AA0		1	1 unit	41J
BKS, S1	O		2	5	3SU1050-5PP01-0AA0		1	1 unit	41J
					3SU1050-4BN01-0AA0		1	1 unit	41J
					3SU1050-4BN21-0AA0		1	1 unit	41J
RONIS, SB30	O+IO+I	2	5		3SU1050-4BN51-0AA0		1	1 unit	41J
					3SU1050-5BN01-0AA0		1	1 unit	41J
					3SU1050-5BN21-0AA0		1	1 unit	41J
CES, SSG10	O	I	2	5	3SU1050-5BN51-0AA0		1	1 unit	41J
					3SU1050-5BN51-0AA0		1	1 unit	41J
					3SU1050-5LN51-0AA0		1	1 unit	41J
CES, STGH10	O+I	2	5		3SU1050-5PN01-0AA0		1	1 unit	41J
					3SU1050-5PN21-0AA0		1	1 unit	41J
					3SU1050-5PN51-0AA0		1	1 unit	41J



Commanding and Signaling Devices


SIRIUS ACT Pushbuttons and Indicator Lights

Actuators and Indicators, 22 mm, Metal, Shiny

Actuating and signaling elements > Coordinate switches/indicator lights

Selection and ordering data

Multi-unit packaging,
see page 13/16.

Number of NO contacts (1 per direction)	Operating principle	Direction of actuation	SD	Screw terminals 	PU (UNIT, SET, M)	PS*	PG
				Article No.	Price per PU		

Coordinate switches



3SU1050-7AC88-0AA0

Without mechanical interlock, 2 switch positions

2	Momentary contact	Horizontal Vertical	▶	3SU1050-7AC88-0AA0	1	1 unit	41J
	Latching	Horizontal Vertical	▶	3SU1050-7AD88-0AA0	1	1 unit	41J
	Latching	Horizontal Vertical	▶	3SU1050-7AA88-0AA0	1	1 unit	41J
				3SU1050-7AB88-0AA0	1	1 unit	41J

Without mechanical interlock, 4 switch positions

4	Momentary contact	Horizontal/Vertical	▶	3SU1050-7AF88-0AA0	1	1 unit	41J
	Latching	Horizontal/Vertical	▶	3SU1050-7AE88-0AA0	1	1 unit	41J

With mechanical interlock, 2 switch positions

2	Momentary contact	Horizontal Vertical	▶	3SU1050-7BC88-0AA0	1	1 unit	41J
	Latching	Horizontal Vertical	▶	3SU1050-7BD88-0AA0	1	1 unit	41J
	Latching	Horizontal Vertical	▶	3SU1050-7BA88-0AA0	1	1 unit	41J
				3SU1050-7BB88-0AA0	1	1 unit	41J

With mechanical interlock, 4 switch positions

4	Momentary contact	Horizontal/Vertical	▶	3SU1050-7BF88-0AA0	1	1 unit	41J
	Latching	Horizontal/Vertical	▶	3SU1050-7BE88-0AA0	1	1 unit	41J



3SU1050-7BC88-0AA0

Selection and ordering data

Multi-unit packaging,
see page 13/16.

Type of product	Color	SD	Article No.	Price per PU	PU (UNIT, SET, M)	PS*	PG
-----------------	-------	----	-------------	--------------	-------------------	-----	----

Indicator lights



3SU1051-6AA40-0AA0

With smooth lens

3	Amber	▶	3SU1051-6AA00-0AA0	1	1 unit	41J
	Red	▶	3SU1051-6AA20-0AA0	1	1 unit	41J
	Yellow	▶	3SU1051-6AA30-0AA0	1	1 unit	41J
	Green	▶	3SU1051-6AA40-0AA0	1	1 unit	41J
	Blue	▶	3SU1051-6AA50-0AA0	1	1 unit	41J
	White	▶	3SU1051-6AA60-0AA0	1	1 unit	41J
	Clear	▶	3SU1051-6AA70-0AA0	1	1 unit	41J

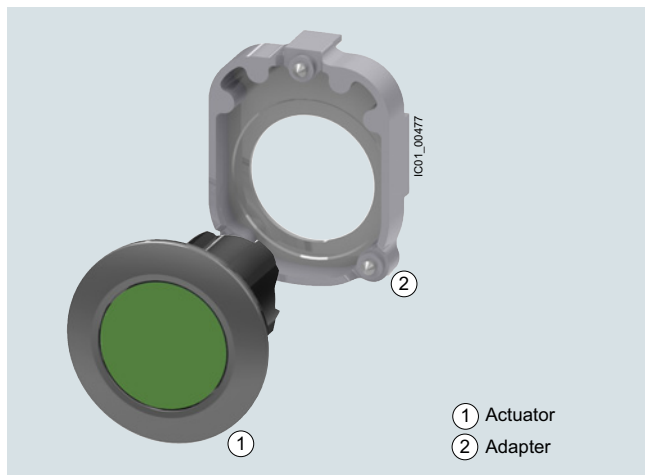
Commanding and Signaling Devices

SIRIUS ACT Pushbuttons and Indicator Lights

Actuators and Indicators, Flat, 30 mm, Metal, Matte

Actuating and signaling elements > Pushbuttons

Overview



Actuators and indicators, flat, 30 mm, metal, matte, including adapter (adapter included in scope of supply)

Selection and ordering data

Multi-unit packaging, see page 13/16.

Version	Operating principle	Unlatching method	Color	SD	Article No.	Price per PU	PU (UNIT, SET, M)	PS*	PG	
Pushbuttons										
 3SU1060-0JB50-0AA0	Pushbuttons with flat button	Momentary contact	--	Black	3	3SU1060-0JB10-0AA0		1	1 unit	41J
				Red	3	3SU1060-0JB20-0AA0		1	1 unit	41J
				Yellow	3	3SU1060-0JB30-0AA0		1	1 unit	41J
				Green	3	3SU1060-0JB40-0AA0		1	1 unit	41J
				Blue	3	3SU1060-0JB50-0AA0		1	1 unit	41J
				White	3	3SU1060-0JB60-0AA0		1	1 unit	41J
				Gray	X	3SU1060-0JB80-0AA0		1	10 units	41J
 3SU1060-0JA20-0AA0	Latching	Push to unlatch	Black	5	3SU1060-0JA10-0AA0		1	1 unit	41J	
			Red	5	3SU1060-0JA20-0AA0		1	1 unit	41J	
			Yellow	5	3SU1060-0JA30-0AA0		1	1 unit	41J	
			Green	5	3SU1060-0JA40-0AA0		1	1 unit	41J	
			Blue	5	3SU1060-0JA50-0AA0		1	1 unit	41J	
			White	5	3SU1060-0JA60-0AA0		1	1 unit	41J	
 3SU1061-0JB40-0AA0	Illuminated pushbuttons with flat button	Momentary contact	--	Red	3	3SU1061-0JB20-0AA0		1	1 unit	41J
				Yellow	3	3SU1061-0JB30-0AA0		1	1 unit	41J
				Green	3	3SU1061-0JB40-0AA0		1	1 unit	41J
				Blue	3	3SU1061-0JB50-0AA0		1	1 unit	41J
				Clear	3	3SU1061-0JB70-0AA0		1	1 unit	41J
 3SU1061-0JA30-0AA0	Latching	Push to unlatch	Red	5	3SU1061-0JA20-0AA0		1	1 unit	41J	
			Yellow	5	3SU1061-0JA30-0AA0		1	1 unit	41J	
			Green	5	3SU1061-0JA40-0AA0		1	1 unit	41J	
			Blue	5	3SU1061-0JA50-0AA0		1	1 unit	41J	
			Clear	5	3SU1061-0JA70-0AA0		1	1 unit	41J	

Commanding and Signaling Devices

SIRIUS ACT Pushbuttons and Indicator Lights

Actuators and Indicators, Flat, 30 mm, Metal, Matte

Actuating and signaling elements > Selector switches

Selection and ordering data

Multi-unit packaging, see page 13/16.

Version	Operating principle	Color	SD	Article No.	Price per PU	PU (UNIT, SET, M)	PS*	PG
---------	---------------------	-------	----	-------------	--------------	-------------------	-----	----

Selector switches

2 switch positions, can be illuminated



Selector, short black actuator and front ring for flat mounting	Momentary contact, 45° (10:30/12 o'clock), reset from center to left	Black	5	3SU1062-2DC10-0AA0		1	1 unit	41J
		Red	5	3SU1062-2DC20-0AA0		1	1 unit	41J
		Green	5	3SU1062-2DC40-0AA0		1	1 unit	41J
		White	5	3SU1062-2DC60-0AA0		1	1 unit	41J



Selector, long black actuator and front ring for flat mounting	Momentary contact, 45° (10:30/1:30 o'clock), reset from center to left	Black	3	3SU1062-2DF10-0AA0		1	1 unit	41J
		Red	5	3SU1062-2DF20-0AA0		1	1 unit	41J
		Green	5	3SU1062-2DF40-0AA0		1	1 unit	41J
		Blue	5	3SU1062-2DF50-0AA0		1	1 unit	41J
		White	3	3SU1062-2DF60-0AA0		1	1 unit	41J



Selector, long black actuator and front ring for flat mounting	Momentary contact, 45° (10:30/12 o'clock), reset from center to left	Black	5	3SU1062-2EC10-0AA0		1	1 unit	41J
		Red	5	3SU1062-2EC20-0AA0		1	1 unit	41J
		Green	5	3SU1062-2EC40-0AA0		1	1 unit	41J
		White	5	3SU1062-2EC60-0AA0		1	1 unit	41J



Selector, long black actuator and front ring for flat mounting	Momentary contact, 90° (10:30/1:30 o'clock)	Black	3	3SU1062-2EF10-0AA0		1	1 unit	41J
		Red	5	3SU1062-2EF20-0AA0		1	1 unit	41J
		Green	5	3SU1062-2EF40-0AA0		1	1 unit	41J
		White	3	3SU1062-2EF60-0AA0		1	1 unit	41J



3 switch positions (I+O+II), can be illuminated



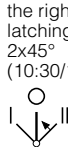
Selector, short black actuator and front ring for flat mounting	Momentary contact, 2x45° (10:30/12/1:30 o'clock), reset from left + right	Black	3	3SU1062-2DM10-0AA0		1	1 unit	41J
		Red	5	3SU1062-2DM20-0AA0		1	1 unit	41J
		Green	5	3SU1062-2DM40-0AA0		1	1 unit	41J
		White	3	3SU1062-2DM60-0AA0		1	1 unit	41J



Selector, long black actuator and front ring for flat mounting	Latching, 2x45° (10:30/12/1:30 o'clock)	Black	3	3SU1062-2DL10-0AA0		1	1 unit	41J
		Red	5	3SU1062-2DL20-0AA0		1	1 unit	41J
		Yellow	5	3SU1062-2DL30-0AA0		1	1 unit	41J
		Green	5	3SU1062-2DL40-0AA0		1	1 unit	41J
		White	3	3SU1062-2DL60-0AA0		1	1 unit	41J



Selector, long black actuator and front ring for flat mounting	Momentary contact to the right, latching to the left, 2x45° (10:30/12/1:30 o'clock)	White	5	3SU1062-2DN60-0AA0		1	1 unit	41J
--	---	-------	---	---------------------------	--	---	--------	-----



Selector, long black actuator and front ring for flat mounting	Momentary contact, 2x45° (10:30/12/1:30 o'clock), reset from left + right	Black	3	3SU1062-2EM10-0AA0		1	1 unit	41J
		Red	5	3SU1062-2EM20-0AA0		1	1 unit	41J
		Green	5	3SU1062-2EM40-0AA0		1	1 unit	41J
		White	3	3SU1062-2EM60-0AA0		1	1 unit	41J



Selector, long black actuator and front ring for flat mounting	Latching, 2x45° (10:30/12/1:30 o'clock)	Black	3	3SU1062-2EL10-0AA0		1	1 unit	41J
		Red	5	3SU1062-2EL20-0AA0		1	1 unit	41J
		Green	5	3SU1062-2EL40-0AA0		1	1 unit	41J
		White	3	3SU1062-2EL60-0AA0		1	1 unit	41J



Commanding and Signaling Devices

SIRIUS ACT Pushbuttons and Indicator Lights

Actuators and Indicators, Flat, 30 mm, Metal, Matte










Actuating and signaling elements > Key-operated switches

Selection and ordering data

Multi-unit packaging, see page 13/16.

Make of lock	Operating principle	Switch position for key removal	Number of keys	SD	Article No.	Price per PU	PU (UNIT, SET, M)	PS*	PG
--------------	---------------------	---------------------------------	----------------	----	-------------	--------------	-------------------	-----	----

Key-operated switches

2 switch positions									
	RONIS, SB30 and front ring for flat installation	Momentary contact, 45° (10:30/12 o'clock), reset from center to left	O	2	5	3SU1060-4LC01-0AA0	1	1 unit	41J
									
3SU1060-4LF11-0AA0		Latching, 90° (10:30/1:30 o'clock)	O+I	2	3	3SU1060-4LF11-0AA0 3SU1060-4LF21-0AA0	1	1 unit	41J
			I	2	3				
3 switch positions									
	RONIS, SB30 and front ring for flat installation	Latching, 2x45° (10:30/12/1:30 o'clock)	I+O+II	2	5	3SU1060-4LL11-0AA0	1	1 unit	41J
									
3SU1060-4LL11-0AA0									
3 switch positions									
	RONIS, SB30 and front ring for flat installation	Latching, 2x45° (10:30/12/1:30 o'clock)	I+O+II	2	5	3SU1060-4LL11-0AA0	1	1 unit	41J
									
3SU1060-4LL11-0AA0									
		Momentary contact, 2x45° (10:30/12/1:30 o'clock)	O	2	5	3SU1060-4LM01-0AA0	1	1 unit	41J
									

Selection and ordering data

Multi-unit packaging, see page 13/16.

Version	Color	SD	Article No.	Price per PU	PU (UNIT, SET, M)	PS*	PG
---------	-------	----	-------------	--------------	-------------------	-----	----

Indicator lights

	With flat lens	Red	3	3SU1061-0JD20-0AA0	1	1 unit	41J
		Yellow	3	3SU1061-0JD30-0AA0	1	1 unit	41J
		Green	3	3SU1061-0JD40-0AA0	1	1 unit	41J
		Blue	3	3SU1061-0JD50-0AA0	1	1 unit	41J
		Clear	3	3SU1061-0JD70-0AA0	1	1 unit	41J
	3SU1061-0JD40-0AA0						

Options

Special locks for key-operated switches

The plastic and metal key-operated switches of type RONIS, BKS, CES and IKON can be optionally ordered with additional locks.

In this case **"-Z"**, the order code **"Y01"** and the required lock number must be added to the article number of the relevant key-operated switch for standard locking.

Order code	Y01
Standard delivery time	25 working days
Additional price per unit	On request
Ordering example	3SU1000-5BF01-0AA0-Z Y01 Z = SSG18

Ordering notes

- For all special locks, an additional price applies.
- The order code **"Y01"** must be quoted in accordance with the above table. Automated processing of the order with a defined delivery time can be guaranteed only for correctly submitted orders.
- For applications in which access security is important and several lock numbers are used, we recommend the use of BKS or CES key-operated switches.
- Special locks for VW (E1, E2, ...) will be delivered without keys, all others with 2 keys.
- With RONIS, the special locks SB31, 421 and 455 are possible.

Master and master-pass key systems

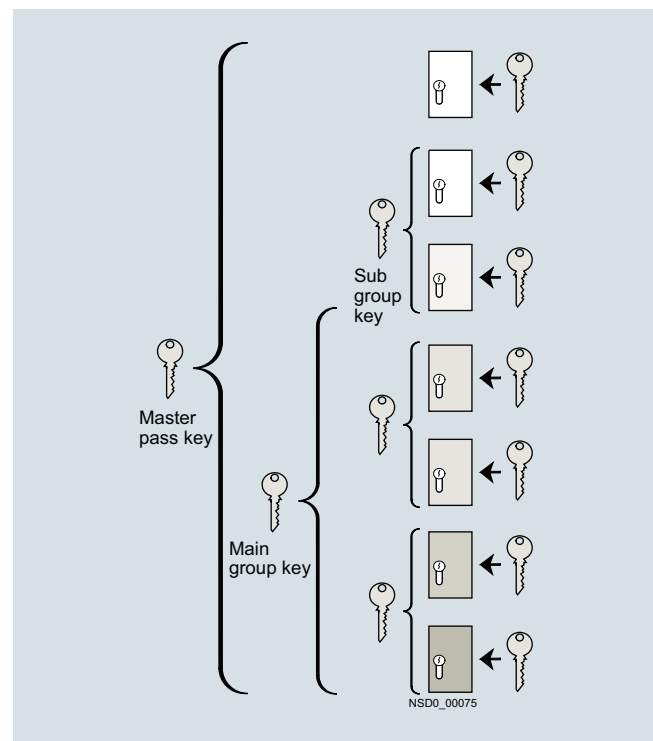
The following key systems can be supplied with BKS, CES or IKON key-operated switches:

- Central lock systems
- Master key systems
- Central master key systems
- Master-pass key systems

When placing an order you must supplement the article number of the matching key-operated switches with **"-Z"** and quote the order code **"Y03"**.

Price and delivery time on request.

Email: sirius-attach.aud@siemens.com



Example of master-pass key system

Commanding and Signaling Devices

SIRIUS ACT Pushbuttons and Indicator Lights

Actuators and Indicators, Customized Designs

Laser inscriptions

Options

Inscription of actuating and signaling elements

Actuators and indicators of plastic as well as metal version can be optionally inscribed with a laser.



Example of laser inscription

The actuators of the pushbuttons, illuminated pushbuttons, twin pushbuttons, mushroom pushbuttons, illuminated mushroom pushbuttons, EMERGENCY STOP mushroom pushbuttons (without lock), the lenses of the indicator lights, and the acoustic signaling devices can all be inscribed.

Version

The default typeface used for inscriptions with text is Arial and the text is centered.

The font size for illuminated actuators is 2.5 mm, for non illuminated actuators 3 mm.

Up to 8 characters per line are possible.

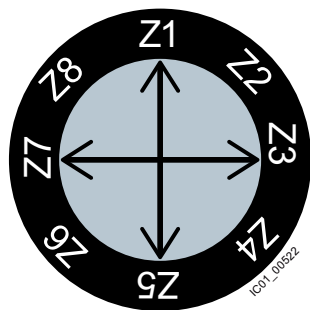
Note:

Selected pushbuttons and twin pushbuttons can be supplied as standard with inscribed letters or symbols.

Only selector switches, key-operated switches and toggle switches in the design lines

- 22 mm, plastic, black
 - 22 mm, plastic with metal front ring, matte and
 - Flat, 30 mm, metal, matte
- can be inscribed on the front ring (only one text line and the supplement Y19).

Assignment of the positions on the actuator



Ordering notes

To order, the inscribed actuating and signaling elements can be selected via the SIRIUS ACT Configurator. An electronic order form is then generated.

For configurator, see

- www.siemens.com/sirius-act/configurator
- Electronic Catalog CA 01 on DVD or
- Industry Mall: www.siemens.com/industrymall

When ordering, add "-Z" and an order code to the article number of the actuator element or the indicator light:

- **Y10:** Text in upper/lower case, always upper case for beginning of line, e.g. Z1=Lift Z2=Lower
- **Y11:** Text in upper case, e.g. Z1=LIFT Z2=LOWER
- **Y12:** Text line(s) in lower case, e.g. Z1=lift off Z2=lower off
- **Y15:** Text in upper/lower case, all words begin with upper case letters, e.g. Z1=Lift Off Z2=Lower Off
- **Y13:** Symbol with number according to ISO 7000 or IEC 60417
- **Y19:** Inscription of choice, text or symbol, can only be ordered via SIRIUS ACT Configurator with a Configuration Identification Number (CIN)

When ordering, specify the required inscription in plain text without spaces, in addition to the article number and order code.

In the case of symbols, specify the symbol No. and the standard (ordering example 2)

In the case of multi-line inscriptions, the text must be assigned to the respective line, e.g. Z1=Lift, Z2=Lower. (see ordering examples 1 and 3)

The SIRIUS ACT Configurator must be used to select special inscriptions and symbols (order code Y19). In this case a CIN (Configuration Identification Number) is generated for placement of future orders. It is then possible to place an order directly using the CIN and the SIRIUS ACT Configurator (shopping cart in the Industry Mall) or via the standard ordering channels.

Ordering example 1

A round pushbutton with the inscription Reset is required:

3SU1030-0AB20-0AA0-Z

Y10

Z1=Lift

Z2=Lower

Ordering example 2

A pushbutton inscribed with symbol No. 5389 according to IEC 60417 is required:

3SU1030-0AB20-0AA0-Z

Y13

Z=5389 IEC

Ordering example 3

A selector switch with 2 switch positions and multi-line inscription on the front ring is required:

3SU1002-2BF10-0AA0-Z

Y11

Z8=0

Z2=I

Overview

Holders made of plastic can only be attached to actuators and indicators made of plastic (3SU100) or plastic with metal front ring (3SU103).

Metal holders can be attached to all versions of actuators and indicators, with the exception of ID key-operated switches.


Metal holders are automatically grounded by their fastening screw, but a grounding stud can also be fitted.

Selection and ordering data

Multi-unit packaging, see page 13/16.

Version	SD	Article No.	Price per PU	PU (UNIT, SET, M)	PS*	PG
	d					


Holders without module, plastic



3SU1500-0AA10-0AA0

3x without module

▶	3SU1500-0AA10-0AA0	1	5 units	41J
---	---------------------------	---	---------	-----



3SU1500-0BA10-0AA0

4x without module


For selector switch with 4 switch positions and for coordinate switches

▶	3SU1500-0BA10-0AA0	1	1 unit	41J
---	---------------------------	---	--------	-----

Multi-unit packaging, see page 13/16.

Version	SD	Article No.	Price per PU	PU (UNIT, SET, M)	PS*	PG
	d					


Holders without module, metal



3SU1550-0AA10-0AA0

3x without module

▶	3SU1550-0AA10-0AA0	1	5 units	41J
---	---------------------------	---	---------	-----



3SU1550-0BA10-0AA0

4x without module

For selector switch with 4 switch positions and for coordinate switches

▶	3SU1550-0BA10-0AA0	1	1 unit	41J
---	---------------------------	---	--------	-----

Commanding and Signaling Devices

SIRIUS ACT Pushbuttons and Indicator Lights

Holders

Holders with module

Selection and ordering data

Number of Contact modules	LED modules	NO contacts	NC contacts	Color of light source	SD	Screw terminals	PU (UNIT, SET, M)	PS*	PG

Holders with module, plastic



3x with module

1	0	1	0	--	▶	3SU1500-1AA10-1BA0	1	1 unit	41J
		0	1		⊖	3SU1500-1AA10-1CA0	1	1 unit	41J
		1	1		⊖	3SU1500-1AA10-1FA0	1	1 unit	41J
2	0	2	0	--	⊖	3SU1500-1AA10-1NA0	1	1 unit	41J
		0	2		⊖	3SU1500-1AA10-1PA0	1	1 unit	41J
		2	2		⊖	3SU1500-1AA10-1LA0	1	1 unit	41J

3SU1500-1AA10-1BA0



3x with contact and LED module¹⁾ (6 ... 24 V AC/DC)

1	1	1	0	Amber	⊖	3SU1501-1AG00-1BA0	1	1 unit	41J
				Red	⊖	3SU1501-1AG20-1BA0	1	1 unit	41J
				Yellow	⊖	3SU1501-1AG30-1BA0	1	1 unit	41J
				Green	⊖	3SU1501-1AG40-1BA0	1	1 unit	41J
				Blue	⊖	3SU1501-1AG50-1BA0	1	1 unit	41J
				White	⊖	3SU1501-1AG60-1BA0	1	1 unit	41J
				0	1	Amber	⊖	3SU1501-1AG00-1CA0	1
		Red	⊖	3SU1501-1AG20-1CA0	1	1 unit	41J		
		Yellow	⊖	3SU1501-1AG30-1CA0	1	1 unit	41J		
		Green	⊖	3SU1501-1AG40-1CA0	1	1 unit	41J		
		Blue	⊖	3SU1501-1AG50-1CA0	1	1 unit	41J		
		White	⊖	3SU1501-1AG60-1CA0	1	1 unit	41J		
1	1	1	0	Amber	⊖	3SU1501-1AG00-1FA0	1	1 unit	41J
				Red	⊖	3SU1501-1AG20-1FA0	1	1 unit	41J
				Yellow	⊖	3SU1501-1AG30-1FA0	1	1 unit	41J
				Green	⊖	3SU1501-1AG40-1FA0	1	1 unit	41J
				Blue	⊖	3SU1501-1AG50-1FA0	1	1 unit	41J
				White	⊖	3SU1501-1AG60-1FA0	1	1 unit	41J
				2	1	2	0	Amber	⊖
				Red	⊖	3SU1501-1AG20-1NA0	1	1 unit	41J
				Yellow	⊖	3SU1501-1AG30-1NA0	1	1 unit	41J
				Green	⊖	3SU1501-1AG40-1NA0	1	1 unit	41J
				Blue	⊖	3SU1501-1AG50-1NA0	1	1 unit	41J
				White	⊖	3SU1501-1AG60-1NA0	1	1 unit	41J
2	1	2	0	Amber	⊖	3SU1501-1AG00-1LA0	1	1 unit	41J
				Red	⊖	3SU1501-1AG20-1LA0	1	1 unit	41J
				Yellow	⊖	3SU1501-1AG30-1LA0	1	1 unit	41J
				Green	⊖	3SU1501-1AG40-1LA0	1	1 unit	41J
				Blue	⊖	3SU1501-1AG50-1LA0	1	1 unit	41J
				White	⊖	3SU1501-1AG60-1LA0	1	1 unit	41J
				2	2	Amber	⊖	3SU1501-1AG00-1LA0	1
		Red	⊖	3SU1501-1AG20-1LA0	1	1 unit	41J		
		Yellow	⊖	3SU1501-1AG30-1LA0	1	1 unit	41J		
		Green	⊖	3SU1501-1AG40-1LA0	1	1 unit	41J		
		Blue	⊖	3SU1501-1AG50-1LA0	1	1 unit	41J		
		White	⊖	3SU1501-1AG60-1LA0	1	1 unit	41J		

3SU1501-1AG20-1CA0



3SU1501-1AG20-1LA0

⊖ Positive opening according to IEC 60947-5-1, Appendix K.
Can be used with 3SK11 safety relays or the 3RK3 Modular Safety System,
see page 11/1 onwards.
Certificate:



¹⁾ Only for use with SIRIUS commanding and signaling devices.

Commanding and Signaling Devices

SIRIUS ACT Pushbuttons and Indicator Lights Holders

Holders with module

Number of Contact modules	LED modules	NO contacts	NC contacts	Color of light source	SD	Screw terminals	PU (UNIT, SET, M)	PS*	PG

3SU1550-1AA10-1BA0



3SU1550-1AA10-1BA0

3x with module

1	0	1	0	--		3	3SU1550-1AA10-1BA0	1	1 unit	41J
	0	0	1	--	⊕	3	3SU1550-1AA10-1CA0	1	1 unit	41J
	0	1	1	--	⊕	3	3SU1550-1AA10-1FA0	1	1 unit	41J
2	0	2	0	--	⊕	3	3SU1550-1AA10-1NA0	1	1 unit	41J
	0	0	2	--	⊕	3	3SU1550-1AA10-1PA0	1	1 unit	41J
	0	2	2	--	⊕	3	3SU1550-1AA10-1LA0	1	1 unit	41J
						Spring-loaded terminals				
2	0	2	0	--	NEW	5	3SU1550-1AA10-3NA0	1	1 unit	41J
	0	1	1	--	NEW ⊕	5	3SU1550-1AA10-3MA0	1	1 unit	41J

3x with module and LED module (24 V AC/DC) **NEW**

0	1	0	0	Red		5	3SU1551-1AB20-3AA0	1	1 unit	41J	
	2	1	1	1	Red	⊕	5	3SU1551-1AB20-3MA0	1	1 unit	41J
				1	Yellow	⊕	5	3SU1551-1AB30-3MA0	1	1 unit	41J
				1	Green	⊕	5	3SU1551-1AB40-3MA0	1	1 unit	41J
				1	Blue	⊕	5	3SU1551-1AB50-3MA0	1	1 unit	41J
				1	White	⊕	5	3SU1551-1AB60-3MA0	1	1 unit	41J
		2	0	White		X	3SU1551-1AB60-3NA0	1	1 unit	41J	
		0	2	White	⊕	X	3SU1551-1AB60-3PA0	1	1 unit	41J	

⊕ Positive opening according to IEC 60947-5-1, Appendix K.
Can be used with 3SK11 safety relays or the 3RK3 Modular Safety System,
see page 11/1 onwards.
Certificate:



Commanding and Signaling Devices

SIRIUS ACT Pushbuttons and Indicator Lights

Modules for Actuators and Indicators

Contact modules

Overview

Contact modules and LED modules

The contact modules are fitted with slow-action contacts (NO contacts or NC contacts). These ensure a high switching reliability even with small voltages and currents, such as 5 V/1 mA. They are suitable for use in electronic systems as well as conventional controls. The contact pieces of the NC contacts are positively driven.

Only LED modules with permanently integrated LEDs are available for illumination.

Contact modules and LED modules bear terminal designations according to EN 50013.

Mounting the modules

With SIRIUS ACT, the modules are mounted on the holder without any further accessories. Holders in plastic or metal versions are available for mounting three modules.



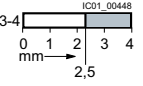

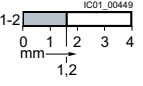




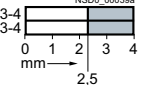

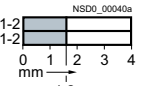

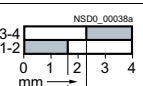


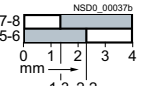
Connection methods

The modules are available with:

- Screw terminals
- Spring-loaded terminals or
- Solder pin connections (0.8 mm × 0.8 mm solder pins) for assembly on printed circuit boards

Selection and ordering data

Multi-unit packaging, see page 13/16.

Contact version	Number of NO contacts	Number of NC contacts	SD	Screw terminals		PU (UNIT, SET, M)	PS*	PG	
				Article No.	Price per PU				
Contact modules for front plate mounting									
	Silver alloy	1	0			3SU1400-1AA10-1BA0	1	5 units	41J
		0	1			3SU1400-1AA10-1CA0	1	5 units	41J
		0	1 with installation monitoring ¹⁾			3SU1400-1AA10-1HA0	1	1 unit	41J
		2	0			3SU1400-1AA10-1DA0	1	1 unit	41J
		0	2			3SU1400-1AA10-1EA0	1	1 unit	41J
		1	1			3SU1400-1AA10-1FA0	1	1 unit	41J
		1	1 leading switching			3SU1400-1AA10-1GA0	1	1 unit	41J

⊕ Positive opening according to IEC 60947-5-1, Appendix K. Can be used with 3SK 11 safety relays or the 3RK3 Modular Safety System, see page 11/1 onwards.
Certificate:



¹⁾ The contact module has 1 NO internal contact + 1 NC internal contact. The NO contact is connected in series with the NC contact and brought out at terminal 1-2. When the module is snapped onto the holder, the NO contact closes. It opens when the module is detached from the holder again (the NC contact remains closed). The NC contact opens when the EMERGENCY STOP device is actuated (the NO contact remains closed). The contact is closed only when both the NC and NO contacts are closed. Not suitable for installation in 3SU18 enclosure.

Commanding and Signaling Devices

SIRIUS ACT Pushbuttons and Indicator Lights

Modules for Actuators and Indicators

Contact modules

Multi-unit packaging, see page 13/16.

Contact version	Number of		SD	Screw terminals	⊕	PU (UNIT, SET, M)	PS*	PG
	NO con-tacts	NC con-tacts						
			d	Article No.	Price per PU			

Contact modules for front plate mounting



3SU1400-1AA10-1LA0

Gold-plated	1	0			3	3SU1400-1AA10-1LA0	1	1 unit	41J
	0	1			5	3SU1400-1AA10-1MA0	1	1 unit	41J
	2	0			5	3SU1400-1AA10-1NA0	1	1 unit	41J
	0	2			5	3SU1400-1AA10-1PA0	1	1 unit	41J
	1	1			5	3SU1400-1AA10-1QA0	1	1 unit	41J
	1 leading	1 lagging			5	3SU1400-1AA10-1RA0	1	1 unit	41J

⊕ Positive opening according to IEC 60947-5-1, Appendix K.
 Can be used with 3SK11 safety relays or the 3RK3 Modular Safety System, see page 11/1 onwards.
 Certificate:














Commanding and Signaling Devices

SIRIUS ACT Pushbuttons and Indicator Lights

Modules for Actuators and Indicators

Contact modules

Multi-unit packaging, see page 13/16.

Contact version	Number of		SD	Spring-loaded terminals	PU (UNIT, SET, M)	PS*	PG		
	NO con- tacts	NC contacts							
Contact modules for front plate mounting				Article No.	Price per PU				
	Silver alloy	1	0		ICD1_00448	3SU1400-1AA10-3BA0	1	5 units	41J
		0	1		ICD1_00449	3SU1400-1AA10-3CA0	1	5 units	41J
		0	1 with installation monitoring ¹⁾		ICD1_00449	3SU1400-1AA10-3HA0	1	1 unit	41J
		2	0		NSD0_00039a	3SU1400-1AA10-3DA0	1	1 unit	41J
		0	2		NSD0_00040a	3SU1400-1AA10-3EA0	1	1 unit	41J
		1	1		NSD0_00038a	3SU1400-1AA10-3FA0	1	1 unit	41J
		1	1 leading lagging		NSD0_00037b	3SU1400-1AA10-3GA0	1	1 unit	41J

⊕ Positive opening according to IEC 60947-5-1, Appendix K.
Can be used with 3SK11 safety relays or the 3RK3 Modular Safety System, see page 11/1 onwards.
Certificate:



¹⁾ The contact module has 1 NO internal contact + 1 NC internal contact. The NO contact is connected in series with the NC contact and brought out at terminal 1-2. When the module is snapped onto the holder, the NO contact closes. It opens when the module is detached from the holder again (the NC contact remains closed). The NC contact opens when the EMERGENCY STOP device is actuated (the NO contact remains closed). The contact is closed only when both the NC and NO contacts are closed. Not suitable for installation in 3SU18 enclosure.

Commanding and Signaling Devices

SIRIUS ACT Pushbuttons and Indicator Lights

Modules for Actuators and Indicators

Contact modules

Multi-unit packaging,
see page 13/16.

Contact version	Number of NO contacts	NC contacts	SD	Spring-loaded terminals	PU (UNIT, SET, M)	PS*	PG
			d	Article No.	Price per PU		

Contact modules for front plate mounting



3SU1400-1AA10-3LA0

Gold-plated	1	0			5	3SU1400-1AA10-3LA0	1	1 unit	41J
	0	1			5	3SU1400-1AA10-3MA0	1	1 unit	41J
	2	0			5	3SU1400-1AA10-3NA0	1	1 unit	41J
	0	2			5	3SU1400-1AA10-3PA0	1	1 unit	41J
	1	1			5	3SU1400-1AA10-3QA0	1	1 unit	41J
	1 leading	1 lagging			5	3SU1400-1AA10-3RA0	1	1 unit	41J

⊖ Positive opening according to IEC 60947-5-1, Appendix K.
Can be used with 3SK11 safety relays or the 3RK3 Modular Safety System,
see page 11/1 onwards.
Certificate:



Multi-unit packaging,
see page 13/16.

Contact version	Number of NO contacts	NC contacts	SD	Socket terminals (THT)	PU (UNIT, SET, M)	PS*	PG
			d	Article No.	Price per PU		

Contact modules for mounting on printed-circuit boards



3SU1400-3AA10-5BA0

Silver alloy	1	0	▶	3SU1400-3AA10-5BA0	1	1 unit	41J
Gold-plated	0	1	⊖	3SU1400-3AA10-5CA0	1	1 unit	41J

⊖ Positive opening according to IEC 60947-5-1, Appendix K.
Can be used with 3SK11 safety relays or the 3RK3 Modular Safety System,
see page 11/1 onwards.
Certificate:



Commanding and Signaling Devices



SIRIUS ACT Pushbuttons and Indicator Lights

Modules for Actuators and Indicators

LED modules

Selection and ordering data

Multi-unit packaging, see page 13/16.

Operational voltage at AC	Operational voltage at DC	Color	SD	Screw terminals	PU (UNIT, SET, M)	PS*	PG			
V	V		d	Article No.	Price per PU					
LED modules¹⁾ for front plate mounting										
 3SU1401-1BB30-1AA0	24	24	Amber	▶	3SU1401-1BB00-1AA0	1	5 units	41J		
			Red	▶	3SU1401-1BB20-1AA0	1	5 units	41J		
			Yellow	▶	3SU1401-1BB30-1AA0	1	5 units	41J		
			Green	▶	3SU1401-1BB40-1AA0	1	5 units	41J		
			Blue	▶	3SU1401-1BB50-1AA0	1	5 units	41J		
			White	▶	3SU1401-1BB60-1AA0	1	5 units	41J		
			NEW Red/Yellow/Green	3	3SU1401-1BB24-1AA0	1	1 unit	41J		
			110	--	Amber	▶	3SU1401-1BC00-1AA0	1	1 unit	41J
					Red	▶	3SU1401-1BC20-1AA0	1	1 unit	41J
	Yellow	▶			3SU1401-1BC30-1AA0	1	1 unit	41J		
	Green	▶			3SU1401-1BC40-1AA0	1	1 unit	41J		
	Blue	▶			3SU1401-1BC50-1AA0	1	1 unit	41J		
	White	▶			3SU1401-1BC60-1AA0	1	1 unit	41J		
	NEW Red/Yellow/Green	3	3SU1401-1BC24-1AA0	1	1 unit	41J				
	230	--	Amber	▶	3SU1401-1BF00-1AA0	1	1 unit	41J		
			Red	▶	3SU1401-1BF20-1AA0	1	1 unit	41J		
			Yellow	▶	3SU1401-1BF30-1AA0	1	1 unit	41J		
			Green	▶	3SU1401-1BF40-1AA0	1	1 unit	41J		
			Blue	▶	3SU1401-1BF50-1AA0	1	1 unit	41J		
White			▶	3SU1401-1BF60-1AA0	1	1 unit	41J			
NEW Red/Yellow/Green	3	3SU1401-1BF24-1AA0	1	1 unit	41J					
6 ... 24	6 ... 24	Amber	▶	3SU1401-1BG00-1AA0	1	1 unit	41J			
		Red	▶	3SU1401-1BG20-1AA0	1	1 unit	41J			
		Yellow	▶	3SU1401-1BG30-1AA0	1	1 unit	41J			
		Green	▶	3SU1401-1BG40-1AA0	1	1 unit	41J			
		Blue	▶	3SU1401-1BG50-1AA0	1	1 unit	41J			
		White	▶	3SU1401-1BG60-1AA0	1	1 unit	41J			
NEW Red/Yellow/Green	3	3SU1401-1BG24-1AA0	1	1 unit	41J					
24 ... 240	24 ... 240	Amber	▶	3SU1401-1BH00-1AA0	1	1 unit	41J			
		Red	▶	3SU1401-1BH20-1AA0	1	1 unit	41J			
		Yellow	▶	3SU1401-1BH30-1AA0	1	1 unit	41J			
		Green	▶	3SU1401-1BH40-1AA0	1	1 unit	41J			
		Blue	▶	3SU1401-1BH50-1AA0	1	1 unit	41J			
		White	▶	3SU1401-1BH60-1AA0	1	1 unit	41J			
Spring-loaded terminals										
 3SU1401-1BB30-3AA0	24	24	Amber	▶	3SU1401-1BB00-3AA0	1	5 units	41J		
			Red	▶	3SU1401-1BB20-3AA0	1	5 units	41J		
			Yellow	▶	3SU1401-1BB30-3AA0	1	5 units	41J		
			Green	▶	3SU1401-1BB40-3AA0	1	5 units	41J		
			Blue	▶	3SU1401-1BB50-3AA0	1	5 units	41J		
			White	▶	3SU1401-1BB60-3AA0	1	5 units	41J		
			NEW Red/Yellow/Green	3	3SU1401-1BB24-3AA0	1	1 unit	41J		
			110	--	Amber	▶	3SU1401-1BC00-3AA0	1	1 unit	41J
					Red	▶	3SU1401-1BC20-3AA0	1	1 unit	41J
	Yellow	▶			3SU1401-1BC30-3AA0	1	1 unit	41J		
	Green	▶			3SU1401-1BC40-3AA0	1	1 unit	41J		
	Blue	▶			3SU1401-1BC50-3AA0	1	1 unit	41J		
	White	▶			3SU1401-1BC60-3AA0	1	1 unit	41J		
	NEW Red/Yellow/Green	3	3SU1401-1BC24-3AA0	1	1 unit	41J				
	230	--	Amber	▶	3SU1401-1BF00-3AA0	1	1 unit	41J		
			Red	▶	3SU1401-1BF20-3AA0	1	1 unit	41J		
			Yellow	▶	3SU1401-1BF30-3AA0	1	1 unit	41J		
			Green	▶	3SU1401-1BF40-3AA0	1	1 unit	41J		
			Blue	▶	3SU1401-1BF50-3AA0	1	1 unit	41J		
White			▶	3SU1401-1BF60-3AA0	1	1 unit	41J			
NEW Red/Yellow/Green	3	3SU1401-1BF24-3AA0	1	1 unit	41J					
6 ... 24	6 ... 24	Amber	▶	3SU1401-1BG00-3AA0	1	1 unit	41J			
		Red	▶	3SU1401-1BG20-3AA0	1	1 unit	41J			
		Yellow	▶	3SU1401-1BG30-3AA0	1	1 unit	41J			
		Green	▶	3SU1401-1BG40-3AA0	1	1 unit	41J			
		Blue	▶	3SU1401-1BG50-3AA0	1	1 unit	41J			
		White	▶	3SU1401-1BG60-3AA0	1	1 unit	41J			
NEW Red/Yellow/Green	3	3SU1401-1BG24-3AA0	1	1 unit	41J					
24 ... 240	24 ... 240	Amber	▶	3SU1401-1BH00-3AA0	1	1 unit	41J			
		Red	▶	3SU1401-1BH20-3AA0	1	1 unit	41J			
		Yellow	▶	3SU1401-1BH30-3AA0	1	1 unit	41J			
		Green	▶	3SU1401-1BH40-3AA0	1	1 unit	41J			
		Blue	▶	3SU1401-1BH50-3AA0	1	1 unit	41J			
		White	▶	3SU1401-1BH60-3AA0	1	1 unit	41J			

¹⁾ Only for use with SIRIUS commanding and signaling devices.

Commanding and Signaling Devices

SIRIUS ACT Pushbuttons and Indicator Lights

Modules for Actuators and Indicators

LED modules

Multi-unit packaging,
see page 13/16.

Operational voltage at AC	Operational voltage at DC	Color	SD	Screw terminals	PU (UNIT, SET, M)	PS*	PG
V	V		d	Article No.	Price per PU		

LED modules for front plate mounting: ATEX Zone 1-2: Intrinsic safety **NEW**



3SU1401-1BB00-1AA2

24	24	Amber	3	3SU1401-1BB00-1AA2	1	1 unit	41J
		Red	3	3SU1401-1BB20-1AA2	1	1 unit	41J
		Yellow	3	3SU1401-1BB30-1AA2	1	1 unit	41J
		Green	3	3SU1401-1BB40-1AA2	1	1 unit	41J
		Blue	3	3SU1401-1BB50-1AA2	1	1 unit	41J
		White	3	3SU1401-1BB60-1AA2	1	1 unit	41J



3SU1401-1BB20-3AA2

Operational voltage at AC	Operational voltage at DC	Color	SD	Spring-loaded terminals	PU (UNIT, SET, M)	PS*	PG
V	V		d	Article No.	Price per PU		

24	24	Amber	3	3SU1401-1BB00-3AA2	1	1 unit	41J
		Red	3	3SU1401-1BB20-3AA2	1	1 unit	41J
		Yellow	3	3SU1401-1BB30-3AA2	1	1 unit	41J
		Green	3	3SU1401-1BB40-3AA2	1	1 unit	41J
		Blue	3	3SU1401-1BB50-3AA2	1	1 unit	41J
		White	3	3SU1401-1BB60-3AA2	1	1 unit	41J

Multi-unit packaging,
see page 13/16.

Operational voltage at AC	Operational voltage at DC	Color	SD	Socket terminals (THT)	PU (UNIT, SET, M)	PS*	PG
V	V		d	Article No.	Price per PU		

LED modules¹⁾ for mounting on printed-circuit boards



3SU1401-3BA20-5AA0

--	5	Amber	5	3SU1401-3BA00-5AA0	1	1 unit	41J
		Red	5	3SU1401-3BA20-5AA0	1	1 unit	41J
		Yellow	5	3SU1401-3BA30-5AA0	1	1 unit	41J
		Green	3	3SU1401-3BA40-5AA0	1	1 unit	41J
		Blue	5	3SU1401-3BA50-5AA0	1	1 unit	41J
		White	3	3SU1401-3BA60-5AA0	1	1 unit	41J

¹⁾ Only for use with SIRIUS commanding and signaling devices.

Multi-unit packaging,
see page 13/16.

Operational voltage at AC	Operational voltage at DC	SD	Screw terminals	PU (UNIT, SET, M)	PS*	PG
V	V	d	Article No.	Price per PU		

LED test modules¹⁾ for front plate mounting



3SU1400-1CK10-1AA0

6 ... 240	6 ... 240	3	3SU1400-1CK10-1AA0	1	1 unit	41J
-----------	-----------	---	--------------------	---	--------	-----

¹⁾ Only to be used for SIRIUS ACT LED modules
(6 to 24 V AC/DC, 24 V AC/DC, 24 to 240 V AC/DC).

Commanding and Signaling Devices

SIRIUS ACT Pushbuttons and Indicator Lights

Modules for Actuators and Indicators

AS-Interface modules

Selection and ordering data

Operational voltage	Slave type	Number of digital inputs		Number of digital outputs	SD	Screw terminals + Spring-loaded terminals	PU (UNIT, SET, M)	PS*	PG
		Standard	Safety-related						
V					d	Article No.	Price per PU		
AS-Interface modules for front plate mounting									
30	2 F-DI 2 F-DI + 1 LED	--	2	--	5	3SU1400-1EA10-2AA0	1	1 unit	41J
		--	2	1	5				
	3SU1400-1EA10-2AA0								
30	2 F-DI + 1 DQ	--	2	1	5	3SU1400-1EC10-2AA0	1	1 unit	41J
	3SU1400-1EC10-2AA0								
30	2 F-DI 2 F-DI + 1 LED	--	2	--	5	3SU1400-1EA10-4AA0	1	1 unit	41J
		--	2	1	▶				
	3SU1400-1EA10-4AA0								
30	2 F-DI + 1 DQ	--	2	1	5	3SU1400-1EC10-4AA0	1	1 unit	41J
	3SU1400-1EC10-4AA0								
30	4 DI/3 DQ AB 4 4 DI/4 DQ	--	3	3	5	3SU1400-1EJ10-6AA0	1	1 unit	41J
		--	4	4	5				
	3SU1400-1EJ10-6AA0								

Commanding and Signaling Devices

SIRIUS ACT Pushbuttons and Indicator Lights

Modules for Actuators and Indicators

Electronic modules for IO-Link/support terminals

Selection and ordering data

Operational voltage	Slave type	Number of digital inputs	Number of digital outputs	SD	Spring-loaded terminals (push-in)	PU (UNIT, SET, M)	PS*	PG
V				d	Article No.	Price per PU		
Electronic modules for IO-Link, front panel mounting								
24	Freely programmable (default (6 DI/2 DQ))	0 ... 8	0 ... 8	5	3SU1400-1HL10-6AA0		1	1 unit 41J



3SU1400-1HL10-6AA0

Selection and ordering data

Color	SD	Screw terminals	PU (UNIT, SET, M)	PS*	PG
	d	Article No.	Price per PU		
Support terminals					
Black	3	3SU1400-1DA10-1AA0	1	1 unit	41J
Blue	5	3SU1400-1DA50-1AA0	1	1 unit	41J
Green/Yellow	3	3SU1400-1DA43-1AA0	1	1 unit	41J
Spring-loaded terminals					
Black	5	3SU1400-1DA10-3AA0	1	1 unit	41J
Blue	5	3SU1400-1DA50-3AA0	1	1 unit	41J
Green/Yellow	5	3SU1400-1DA43-3AA0	1	1 unit	41J



3SU1400-1DA10-1AA0



3SU1400-1DA50-3AA0


Commanding and Signaling Devices

SIRIUS ACT Pushbuttons and Indicator Lights




Modules for Actuators and Indicators

Electronic modules for ID key-operated switches

Technical specifications

		3SU1400-1GC10-1AA0	3SU1400-1GD10-1AA0
Communication/protocol			
Protocol is supported by IO-Link protocol		No	Yes
Product function		Group ID 24 V DC	IO-Link 24 V DC
IO-Link transfer rate		--	COM2 (38.4 kBaud)
Point-to-point cycle time between the master and the IO-Link device, minimum	ms	--	10
Type of power supply via IO-Link master		--	Yes
Data volume			
• Of the address area of the inputs with cyclic transfer total	bytes	--	2
• Of the address area of the outputs with cyclic transfer total	bytes	--	0
Number of NO contacts		5	
General data			
Impulse withstand voltage, rated value	kV	0.8	
Rated insulation voltage	V	30	
Pollution degree		3	
Type of voltage			
• Of operational voltage		DC	
• Of input voltage		DC	
Operational voltage			
• At DC, rated value	V	24	
• Rated value	V	18 ... 30	
Current consumed, maximum	mA	49	
Ambient temperature			
• During operation	°C	-25 ... +70	
• During storage	°C	-40 ... +80	
Degree of protection		IP20	
Touch protection against electric shock		Finger-safe	
Connections			
Type of electrical connection		Screw terminals 	
Connectable conductor cross-section for auxiliary contacts			
• Solid			
- With end sleeves	mm ²	1 x (0.2 ... 2.5), 2 x (0.2 ... 0.75)	
- Without end sleeves	mm ²	1 x (0.2 ... 2.5), 2 x (0.2 ... 0.75)	
• Finely stranded			
- With end sleeves	mm ²	1 x (0.2 ... 2.5), 2 x (0.25 ... 0.75)	
- Without end sleeves	mm ²	1 x (0.2 ... 2.5), 2 x (0.2 ... 0.75)	
AWG number as coded connectable conductor cross-section		26 ... 14	
Tightening torque for screw terminals	Nm	0.35 ... 0.4	

Selection and ordering data

	Type of power supply via IO-Link master	Protocol is supported, IO-Link protocol	Number of NO contacts	IO-Link transfer rate	SD	Screw terminals 	PU (UNIT, SET, M)	PS*	PG	
					d	Article No.	Price per PU			
Electronic modules for ID key-operated switches¹⁾										
	--	No	5	--	▶	3SU1400-1GC10-1AA0		1	1 unit	41J
3SU1400-1GC10-1AA0										
	Yes	Yes	5	COM2 (38.4 kBaud)	▶	3SU1400-1GD10-1AA0		1	1 unit	41J
3SU1400-1GD10-1AA0										

¹⁾ Only use in conjunction with plastic holder 3SU1500-0AA10-0AA0.

Commanding and Signaling Devices

SIRIUS ACT Pushbuttons and Indicator Lights

Modules for Actuators and Indicators

Interface modules for PROFINET/terminal modules for PROFINET

Selection and ordering data

Supply voltage at DC	Number of interfaces according to PROFINET	Number of digital inputs		Number of digital outputs	SD	Article No.	Price per PU	PU (UNIT, SET, M)	PS*	PG
		Standard	Safety-related							
V	SIL claim limit acc. to EN 62061				d					

Interface modules for PROFINET

Interface modules



3SU1400-1LK10-1AA1

						Screw terminals				
24	1	0	0	0	5	3SU1400-1LK10-1AA1		1	1 unit	41J
24	1	4	0	1	NEW 5	3SU1400-1LK10-1BA1		1	1 unit	41J
						Spring-loaded terminals				
24	1	0	0	0	5	3SU1400-1LK10-3AA1		1	1 unit	41J
24	1	4	0	1	NEW 5	3SU1400-1LK10-3BA1		1	1 unit	41J

Fail-safe interface modules



3SU1400-1LL10-3BA1

						Screw terminals				
24	1	4	0	1	5	3SU1400-1LL10-1BA1		1	1 unit	41J
						Spring-loaded terminals				
24	1	4	0	1	5	3SU1400-1LL10-3BA1		1	1 unit	41J

Selection and ordering data

Type of product	Color of light source	SD	Insulation displacement connection		PU (UNIT, SET, M)	PS*	PG
			Article No.	Price per PU			
		d					

Terminal modules for PROFINET



3SU1401-1ME60-1DA1

With 2 contacts	--	5	3SU1400-1MA10-1BA1		1	1 unit	41J
With 2 contacts and integrated LED	Amber	5	3SU1401-1MC00-1CA1		1	1 unit	41J
	Red	5	3SU1401-1MC20-1CA1		1	1 unit	41J
	Yellow	5	3SU1401-1MC30-1CA1		1	1 unit	41J
	Green	5	3SU1401-1MC40-1CA1		1	1 unit	41J
	Blue	5	3SU1401-1MC50-1CA1		1	1 unit	41J
	White	5	3SU1401-1MC60-1CA1		1	1 unit	41J
With integrated LED	Amber	5	3SU1401-1ME00-1DA1		1	1 unit	41J
	Red	5	3SU1401-1ME20-1DA1		1	1 unit	41J
	Yellow	5	3SU1401-1ME30-1DA1		1	1 unit	41J
	Green	5	3SU1401-1ME40-1DA1		1	1 unit	41J
	Blue	5	3SU1401-1ME50-1DA1		1	1 unit	41J
	White	5	3SU1401-1ME60-1DA1		1	1 unit	41J

Type of product	SD	Article No.	Price per PU	PU (UNIT, SET, M)	PS*	PG
	d					

Memory modules for 3SK2



3RK3931-0AA00

For backing up the complete parameterization of the 3SK2 safety system without a PC/PG through the system interface	2	3RK3931-0AA00		1	1 unit	42C
---	---	----------------------	--	---	--------	-----

Flat ribbon cable, [see page 13/151 onwards](#).

LED modules for mounting on printed-circuit boards, [see page 13/99 onwards](#).

Commanding and Signaling Devices

SIRIUS ACT Pushbuttons and Indicator Lights Enclosures

General data

Overview

Design



Enclosures with standard fittings

Enclosed SIRIUS ACT pushbuttons and indicator lights are used as hand-operated control devices for separately allocated control units and cabinets. The devices are suitable for use in any climate and all have IP66, IP67, IP69 (IP69K) degree of protection, including those with cable glands.

Standards

IEC/EN 60947-5-1

Versions

The enclosed pushbuttons and indicator lights are available with conventional controls as well as for connection to AS-Interface. The following versions are available:

- Empty enclosures with between 1 and 6 command points (the installed components must be ordered separately; modules for base mounting or 1-pole contact and LED modules can be used)
- Enclosures with standard fittings with 1 to 3 command points, e.g. EMERGENCY STOP enclosure with EMERGENCY STOP mushroom pushbutton
- Enclosures with customized fittings with 1 to 6 command points
- Special enclosure for 4-position selector switches, coordinate switches, ID key-operated switches and sensor switches

Color of the enclosures

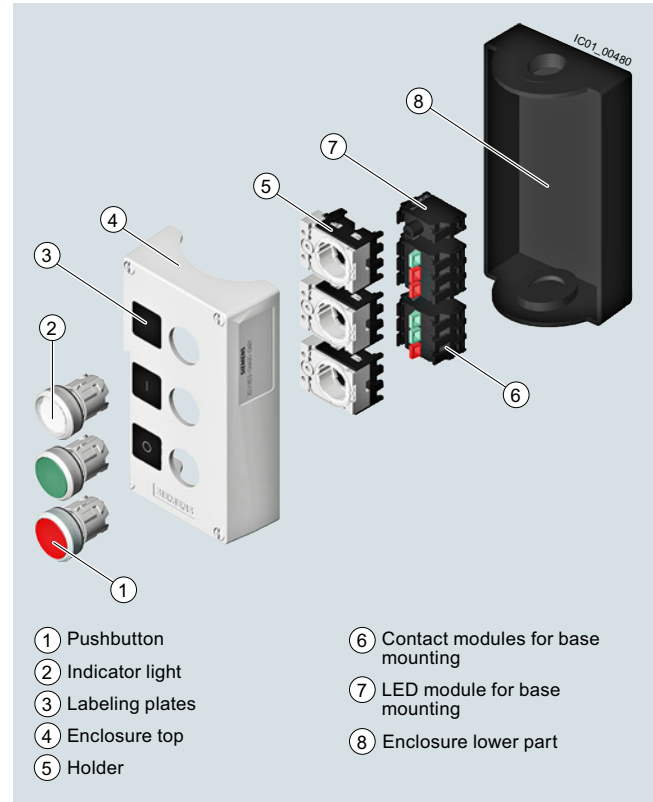
Top:

- Gray, RAL 7035
- Pantone yellow C, for EMERGENCY STOP

Base:

- Black, RAL 9005

Enclosures with standard fittings



Pushbuttons and indicator lights in the enclosure

Customized enclosures

The fittings and labeling of the command point can be chosen using the Configurator on the Internet. The prices depend on the equipment selected, see www.siemens.com/sirius-act/configurator.

It is also possible to create a combination of two enclosures using connectors.


Application

The enclosures are climate-proof (KTW 24) according to EN ISO 6270-2 and suitable for stationary use, and for use in marine applications.

Selection and ordering data

Color of enclosure top	Number of command points	Enclosure version	SD	Article No.	Price per PU	PU (UNIT, SET, M)	PS*	PG
------------------------	--------------------------	-------------------	----	-------------	--------------	-------------------	-----	----

Enclosures for surface mounting

Plastic

3SU1801-0AA00-0AA2

Yellow	1	Center command point	▶	3SU1801-0AA00-0AA2		1	1 unit	41J
		With protective collar	▶	3SU1801-0AA00-0AC2		1	1 unit	41J
		With recess for labeling plate	▶	3SU1801-0AA00-0AB2		1	1 unit	41J
	2	With recess for labeling plate	▶	3SU1802-0AA00-0AB2		1	1 unit	41J



3SU1802-0AA00-0AB1

Gray	1	With recess for labeling plate	▶	3SU1801-0AA00-0AB1		1	1 unit	41J
	2	With recess for labeling plate	▶	3SU1802-0AA00-0AB1		1	1 unit	41J
	3	With recess for labeling plate	▶	3SU1803-0AA00-0AB1		1	1 unit	41J
	4	With recess for labeling plate	▶	3SU1804-0AA00-0AB1		1	1 unit	41J
	6	With recess for labeling plate	▶	3SU1806-0AA00-0AB1		1	1 unit	41J

Metal

3SU1851-0AA00-0AC2

Yellow	1	Center command point	▶	3SU1851-0AA00-0AA2		1	1 unit	41J
		With protective collar	3	3SU1851-0AA00-0AC2		1	1 unit	41J
		With recess for labeling plate	▶	3SU1851-0AA00-0AB2		1	1 unit	41J
		With protective collar for 5 padlocks, EMERGENCY STOP mushroom 40 mm and EMERGENCY STOP mushroom 40 mm with RONIS key-operated release	3	3SU1851-0AA00-0AF2		1	1 unit	41J
		With protective collar for 5 padlocks, EMERGENCY STOP mushroom 40 mm with BKS, CES, OMR key-operated release	3	3SU1851-0AA00-0AG2		1	1 unit	41J
		With protective collar for 5 padlocks, mushroom 60 mm	3	3SU1851-0AA00-0AH2		1	1 unit	41J
	1	With protective collar for 5 padlocks, mushroom 60 mm, horizontal mounting	5	3SU1851-0AA00-0AJ2		1	1 unit	41J



3SU1851-0AA00-0AH1

Gray	1	With protective collar for 5 padlocks, mushroom 60 mm	3	3SU1851-0AA00-0AH1		1	1 unit	41J
		With protective collar for 5 padlocks, mushroom 60 mm, horizontal mounting	5	3SU1851-0AA00-0AJ1		1	1 unit	41J



3SU1853-0AA00-0AB1


		With recess for labeling plate	▶	3SU1851-0AA00-0AB1		1	1 unit	41J
		With protective collar	5	3SU1851-0AA00-0AC1		1	1 unit	41J
	2	With recess for labeling plate	▶	3SU1852-0AA00-0AB1		1	1 unit	41J
	3	With recess for labeling plate	▶	3SU1853-0AA00-0AB1		1	1 unit	41J



3SU1854-0AA00-0AB1

	4	With recess for labeling plate	▶	3SU1854-0AA00-0AB1		1	1 unit	41J
	6	With recess for labeling plate	▶	3SU1856-0AA00-0AB1		1	1 unit	41J

Enclosure for 4-position selector switches, coordinate switches, ID key-operated switches and sensor switches

Plastic, front plate mounting

3SU1801-1AA00-1AA1

Gray	1	Center command point	3	3SU1801-1AA00-1AA1		1	1 unit	41J
------	---	----------------------	---	---------------------------	--	---	--------	-----

Metal, front plate mounting

Gray	1	Center command point	5	3SU1851-1AA00-1AA1		1	1 unit	41J
------	---	----------------------	---	---------------------------	--	---	--------	-----

Commanding and Signaling Devices

SIRIUS ACT Pushbuttons and Indicator Lights Enclosures

Pushbuttons and indicator lights in the enclosure

Overview

Pushbuttons and indicator lights in the enclosure (standard fittings) are available with:


- 1 to 3 command points (equipped, for example, with A, B, C, in each case from bottom to top)
- Operational voltage up to 400 V
- Vertical mounting type
- Plastic enclosures are equipped with plastic actuators and indicators, metal enclosures are equipped with metal actuators and indicators

- Contact modules and LED modules for base mounting (are snapped into the enclosure base); screw terminals as standard; some versions also with spring-loaded terminals

Palm pushbuttons

Palm pushbuttons have a particularly large button surface. This means that they can be actuated quickly and easily with the hand, arm or foot.

Selection and ordering data

Color of enclosure top	Number of command points	Enclosure version Pushbutton and indicator light fittings	Color of actuating element Marking	Number of		SD	Screw terminals 	PU (UNIT, SET, M)	PS*	PG
				NC contacts	NO contacts					
							Article No.	Price per PU		

Enclosures with standard fittings

Plastic



3SU1801-0NA00-2AA2



3SU1801-0NA00-2AC2



3SU1802-0NA00-2AB2


Yellow	1	Center command point A = EMERGENCY STOP mushroom pushbuttons, 40 mm, with positive latching acc. to ISO 13850, rotate to unlatch	Red	1	0	▶	3SU1801-0NA00-2AA2	1	1 unit	41J
				2	0	5	3SU1801-0NB00-2AA2	1	1 unit	41J
				1	1	X	3SU1801-0NP00-2AA2	1	1 unit	41J
		Center command point A = EMERGENCY STOP mushroom pushbuttons, 40 mm, with positive latching acc. to ISO 13850, with RONIS SB30 lock, with key-operated release	Red	1	1	10	3SU1801-0NN00-2AA2	1	1 unit	41J
		With protective collar A = EMERGENCY STOP mushroom pushbuttons, 40 mm, with positive latching acc. to ISO 13850, rotate to unlatch	Red A = I	1	0	▶	3SU1801-0NA00-2AC2	1	1 unit	41J
				2	0	▶	3SU1801-0NB00-2AC2	1	1 unit	41J
	2	With recess for labeling plate A = EMERGENCY STOP mushroom pushbuttons, 40 mm, with RONIS SB30 lock, with positive latching acc. to ISO 13850, rotate to unlatch B = Indicator light 24 V AC/DC	A = Red B = Red	1	1	5	3SU1802-0NA00-2AB2	1	1 unit	41J
		With recess for labeling plate A = EMERGENCY STOP mushroom pushbuttons, 40 mm, with positive latching acc. to ISO 13850, rotate to unlatch B = Indicator light 24 V AC/DC	A = Red B = Red	2	1	3	3SU1802-0NB00-2AB2	1	1 unit	41J
		A = EMERGENCY STOP mushroom pushbuttons, 40 mm, with positive latching acc. to ISO 13850, rotate to unlatch B = "without inscription"	A = "Without inscription" B = "Without inscription"							

Commanding and Signaling Devices

SIRIUS ACT Pushbuttons and Indicator Lights

Enclosures

Pushbuttons and indicator lights in the enclosure

Color of enclosure top	Number of command points	Enclosure version Pushbutton and indicator light fittings	Color of actuating element Marking	Number of		SD	Screw terminals 	PU (UNIT, SET, M)	PS*	PG
				NC contacts	NO contacts					
							Article No.	Price per PU		

Enclosures with standard fittings

Plastic




3SU1801-2NG00-2AA2

Yellow	1	Center command point A = EMERGENCY STOP palm pushbuttons with positive latching acc. to ISO 13850, pull to unlatch	Red	1	1	3	3SU1801-2NG00-2AA2	1	1 unit	41J
--------	---	---	-----	---	---	---	---------------------------	---	--------	-----



3SU1801-0NE00-4AB2








							Spring-loaded terminals 			
Yellow	1	With recess for labeling plate A = EMERGENCY STOP mushroom pushbuttons, 40 mm, with positive latching acc. to ISO 13850, rotate to unlatch	Red A = I	2	1	5	3SU1801-0NE00-4AB2	1	1 unit	41J

Commanding and Signaling Devices

SIRIUS ACT Pushbuttons and Indicator Lights

Enclosures

Pushbuttons and indicator lights in the enclosure










Color of enclosure top	Number of command points	Enclosure version Pushbutton and indicator light fittings	Color of actuating element Marking	Number of		SD	Screw terminals 	PU (UNIT, SET, M)	PS*	PG			
				NC contacts	NO contacts								
							Article No.	Price per PU					
Enclosures with standard fittings													
Plastic													
	Gray	1	With recess for labeling plate A = Pushbutton	Green	A = I	0	1	3	3SU1801-0AB00-2AB1	1	1 unit	41J	
				Red	A = O	1	0	▶		3SU1801-0AC00-2AB1	1	1 unit	41J
				White	A = I	0	1	5		3SU1801-0AD00-2AB1	1	1 unit	41J
				Black	A = O	1	0	5		3SU1801-0AE00-2AB1	1	1 unit	41J
	Gray	1	With recess for labeling plate A = Selector switch	Black		0	2	5	3SU1801-0BA00-4AB1	1	1 unit	41J	
						0	1	5		3SU1801-0BE00-4AB1	1	1 unit	41J
				Green	A = I	1	0	5		3SU1801-0BC00-4AB1	1	1 unit	41J
						0	1	5		3SU1801-0BD00-4AB1	1	1 unit	41J
	Gray	2	With recess for labeling plate A = Pushbutton/ B = Pushbutton	A = Red/ B = Green		1	1	3	3SU1802-0AB00-2AB1	1	1 unit	41J	
				A = O/ B = I									
				A = Black/ B = Black		1	1	5		3SU1802-0AC00-2AB1	1	1 unit	41J
				A = O/ B = I									
	Gray	3	With recess for labeling plate A = Pushbutton/ B = Pushbutton/ C = Indicator light	A = Red/ B = Green/ C = Clear		1	1	▶	3SU1803-0AB00-2AB1	1	1 unit	41J	
				A = O/ B = I/ C = "Without inscription"									
				A = Black/ B = White/ C = Clear		1	1	5		3SU1803-0AC00-2AB1	1	1 unit	41J
				A = O/ B = I/ C = "Without inscription"									
	Gray	3	With recess for labeling plate A = Pushbutton/ B = Pushbutton/ C = Pushbutton	A = Red/ B = Black/ C = Black		1	2	5	3SU1803-0AD00-2AB1	1	1 unit	41J	
				A = O/ B = I/ C = II									
	Gray	1	Center command point A = Palm pushbutton, momentary-contact type	Black		0	1	3	3SU1801-2GA00-2AA1	1	1 unit	41J	

Commanding and Signaling Devices

SIRIUS ACT Pushbuttons and Indicator Lights

Enclosures

Pushbuttons and indicator lights in the enclosure

Color of enclosure top	Number of command points	Enclosure version Pushbutton and indicator light fittings	Color of actuating element Marking	Number of		SD	Screw terminals 	PU (UNIT, SET, M)	PS*	PG			
				NC contacts	NO contacts								
							Article No.	Price per PU					
Enclosures with standard fittings													
Metal													
	Yellow	1	Center command point	Red	1	0	3	3SU1851-0NA00-2AA2	1	1 unit	41J		
					2	0	5						
3SU1851-0NA00-2AA2			A = EMERGENCY STOP mushroom pushbuttons, 40 mm, with positive latching acc. to ISO 13850, rotate to unlatch										
		1	1	Center command point	Red	1	0	▶	3SU1851-0NA00-2AC2	1	1 unit	41J	
2						0	3						
3SU1851-0NA00-2AC2			With protective collar										
		1	1	Center command point	Red	1	1	3	3SU1851-2NG00-2AA2	1	1 unit	41J	
2						1	5						
3SU1851-2NG00-2AA2			A = EMERGENCY STOP palm pushbuttons with positive latching acc. to ISO 13850, pull to unlatch										
		Gray	1	With recess for labeling plate	Green	A = I	0	1	5	3SU1851-0AB00-2AB1	1	1 unit	41J
Red						A = O	1	0	5				
White						A = I	0	1	5				
Black						A = O	1	0	5				
3SU1851-0AC00-2AB1			A = Pushbutton										
		2	With recess for labeling plate	A = Red/ B = Green	A = Red/ B = Green	1	1	5	3SU1852-0AB00-2AB1	1	1 unit	41J	
					A = O/ B = I								
	3SU1852-0AB00-2AB1			A = Pushbutton/ B = Pushbutton									
		3	With recess for labeling plate	A = Red/ B = Green/ C = Clear	A = Red/ B = Green/ C = Clear	1	1	5	3SU1853-0AB00-2AB1	1	1 unit	41J	
	A = O/ B = I/ C = "Without inscription"												
3SU1853-0AB00-2AB1			A = Pushbutton/ B = Pushbutton/ C = Indicator light										
		1	With recess for labeling plate	A = Red/ B = Black/ C = Black	A = Red/ B = Black/ C = Black	1	2	5	3SU1853-0AD00-2AB1	1	1 unit	41J	
A = O/ B = I/ C = II													
3SU1853-0AD00-2AB1			A = Pushbutton/ B = Pushbutton/ C = Pushbutton										
		1	Center command point	Black	0	1	3	3SU1851-2GA00-2AA1	1	1 unit	41J		
												A = Palm pushbutton, momentary-contact type	
		3SU1851-2GA00-2AA1											

Commanding and Signaling Devices

SIRIUS ACT Pushbuttons and Indicator Lights

Enclosures

Pushbuttons and indicator lights in the enclosure

Number of command points	Product function/ EMERGENCY STOP function	SD	Article No.	Price per PU	PU (UNIT, SET, M)	PS*	PG
--------------------------	--	----	-------------	-----------------	-------------------------	-----	----

Customized enclosures¹⁾



3SU1802-0AZ00 K0Y

Plastic							
1	No	10	3SU1801-0AZ00 K0Y		1	1 unit	41J
	Yes	10	3SU1801-0NZ00 K0Y		1	1 unit	41J
2	No	10	3SU1802-0AZ00 K0Y		1	1 unit	41J
	Yes	10	3SU1802-0NZ00 K0Y		1	1 unit	41J
3	No	10	3SU1803-0AZ00 K0Y		1	1 unit	41J
	Yes	10	3SU1803-0NZ00 K0Y		1	1 unit	41J
4	No	10	3SU1804-0AZ00 K0Y		1	1 unit	41J
	Yes	10	3SU1804-0NZ00 K0Y		1	1 unit	41J
6	No	10	3SU1806-0AZ00 K0Y		1	1 unit	41J
	Yes	10	3SU1806-0NZ00 K0Y		1	1 unit	41J



3SU1853-0AZ00 K0Y

Metal							
1	No	10	3SU1851-0AZ00 K0Y		1	1 unit	41J
	Yes	10	3SU1851-0NZ00 K0Y		1	1 unit	41J
2	No	10	3SU1852-0AZ00 K0Y		1	1 unit	41J
	Yes	10	3SU1852-0NZ00 K0Y		1	1 unit	41J
3	No	10	3SU1853-0AZ00 K0Y		1	1 unit	41J
	Yes	10	3SU1853-0NZ00 K0Y		1	1 unit	41J
4	No	10	3SU1854-0AZ00 K0Y		1	1 unit	41J
	Yes	10	3SU1854-0NZ00 K0Y		1	1 unit	41J
6	No	10	3SU1856-0AZ00 K0Y		1	1 unit	41J
	Yes	10	3SU1856-0NZ00 K0Y		1	1 unit	41J

¹⁾ The fittings and labeling of the command point can be chosen using the Configurator on the Internet. The prices depend on the equipment selected. When ordering, always add the article number and the code K0Y and the CIN number from the Configurator.

Ordering example:

3SU1801-0AZ00 K0Y, CIN20150609140858154554,

see www.siemens.com/sirius-act/configurator.

Overview

With AS-Interface enclosures, distributed SIRIUS ACT pushbuttons and indicator lights can be quickly connected to the AS-Interface communication system. Using suitable components you can assemble your own enclosures with integrated AS-Interface or flexibly modify existing enclosures.



Enclosures for AS-Interface

Enclosures

Color of enclosure top:

- Gray, RAL 7035
- Pantone yellow C, for EMERGENCY STOP

Color of enclosure base:

- Black, RAL 9005

Equipping with AS-Interface slaves

The following slaves are available for connecting the command points:

- Slave in A/B technology with 4 digital inputs and 3 digital outputs (4 DI/3 DQ)
- Slave with 4 digital inputs and 4 digital outputs (4 DI/4 DQ)
- F slave with 2 safe inputs for EMERGENCY STOP mushroom pushbutton (2 F-DI), also with integrated red LED for the illuminated EMERGENCY STOP mushroom pushbutton.

The following table shows the maximum number of slaves possible:

Number of command points	Number of slaves for enclosures without EMERGENCY STOP	Number of slaves for enclosures with EMERGENCY STOP
1	--	1 x F slave 2 F-DI
2	1 x slave 4 DI/4 DQ or 4 DI/3 DQ	--
3	1 x slave 4 DI/4 DQ or 4 DI/3 DQ	1 x slave 4 DI/4 DQ or 4 DI/3 DQ + 1 x F slave
4	2 x slave 4 DI/4 DQ or 4 DI/3 DQ	2 x slave 4 DI/4 DQ or 4 DI/3 DQ + 1 x F slave
6	2 x slave 4 DI/4 DQ or 4 DI/3 DQ	2 x slave 4 DI/4 DQ or 4 DI/3 DQ + 1 x F slave

Connection

One set of links is required in each case to connect a slave to contact modules, LED modules, and the connection element.

The connection elements are mounted in the front-end cable glands and are used to connect the AS-Interface or bring unused inputs or outputs out of the enclosure.

For connection to AS-Interface, the following options are available:

- Terminal for shaped AS-Interface cable. The cable is contacted by the insulation piercing method and routed past the enclosure on the outside (possible only with plastic enclosure).
- Cable gland for the shaped AS-Interface cable or round cable. The cable is routed into the enclosure (preferable for metal enclosure).
- Connection using M12 plug.

If less than all inputs/outputs of the installed slaves in an enclosure are used for connecting the command devices, free inputs and outputs can be routed on request to the outside through an M12 socket on the top or bottom side of the enclosure.

To supply inputs with power, the S+ connection of the slave must be assigned to the socket, for outputs the OUT- connection must be assigned. Addressing is performed using the AS-Interface connections or the integrated addressing socket. An external power supply is not required.

Enclosures with standard fittings

Enclosures with standard fittings are available with:

- 1 to 3 command points
- Operational voltage through AS-Interface (approx. 30 V)
- Vertical mounting type
- Plastic enclosures are equipped with plastic actuators and indicators, metal enclosures are equipped with metal actuators and indicators

The enclosures without EMERGENCY STOP each have one module with 4I/3O; the enclosures with EMERGENCY STOP mushroom pushbuttons have a safe AS-Interface slave integrated in the enclosure. Enclosures with EMERGENCY STOP mushroom pushbuttons are fitted with two NC contact modules, which are wired to the safe F slave.

The contact modules and LED modules (with spring-loaded terminals) of the command devices and the AS-Interface slaves are mounted in the base of the enclosure and connected using cables. The plastic enclosures are designed with a connection for the AS-Interface flat cable (the cable is run along the outside of the enclosure). For metal enclosures, the AS-Interface cable is run inside the enclosure.

The enclosures with EMERGENCY STOP mushroom pushbuttons are also available with an M12 connection plug.

Customized enclosures (selection by configurator)

To order customized 3SU18 AS-Interface enclosures with pushbuttons and indicator lights, the configurator must be used to select the fittings. An electronic order form will be generated for the options.

For the Configurator, see www.siemens.com/sirius-act/configurator.


Commanding and Signaling Devices

SIRIUS ACT Pushbuttons and Indicator Lights

Enclosures








Pushbuttons and indicator lights in the enclosure for AS-Interface

Selection and ordering data

Color of enclosure top	Number of command points	Enclosure version Command point fittings	Color Marking	SD	Insulation piercing method		PU (UNIT, SET, M)	PS*	PG
					Article No.	Price per PU			

Enclosures with standard fittings

Plastic

	Yellow	1	With recess for labeling plate A = EMERGENCY STOP mushroom pushbuttons, 40 mm, with positive latching acc. to ISO 13850, rotate to unlatch	Red	5	3SU1801-0NB10-4HB2	1	1 unit	41J
			With protective collar A = EMERGENCY STOP mushroom pushbuttons, 40 mm, with positive latching acc. to ISO 13850, rotate to unlatch	Red A = I	3	3SU1801-0NB10-4HC2	1	1 unit	41J
	Gray	2	With recess for labeling plate A = Pushbutton/ B = Pushbutton	A = Red/ B = Green A = O/ B = I	5	3SU1802-0AB10-4HB1	1	1 unit	41J
		3	With recess for labeling plate A = Pushbutton/ B = Pushbutton/ C = Indicator light	A = Black/ B = White A = O/ B = I/ C = "Without inscription"	5	3SU1802-0AC10-4HB1	1	1 unit	41J
		3	With recess for labeling plate A = Pushbutton/ B = Pushbutton/ C = Indicator light	A = Red/ B = Green/ C = Clear A = O/ B = I/ C = "Without inscription"	5	3SU1803-0AB10-4HB1	1	1 unit	41J
Metal									
	Yellow	1	With recess for labeling plate A = EMERGENCY STOP mushroom pushbuttons, 40 mm, with positive latching acc. to ISO 13850, rotate to unlatch	Red A = I	5	3SU1851-0NB10-4GB2	1	1 unit	41J
			With protective collar A = EMERGENCY STOP mushroom pushbuttons, 40 mm, with positive latching acc. to ISO 13850, rotate to unlatch	Red A = I	5	3SU1851-0NB10-4GC2	1	1 unit	41J

Commanding and Signaling Devices

SIRIUS ACT Pushbuttons and Indicator Lights

Enclosures

Pushbuttons and indicator lights in the enclosure for AS-Interface

Number of command points	Product function/ EMERGENCY STOP function	SD	Article No.	Price per PU	PU (UNIT, SET, M)	PS*	PG
--------------------------	--	----	-------------	-----------------	-------------------------	-----	----

Customized enclosures for AS-Interface¹⁾



3SU1802-0NZ10 K0Y

Plastic

1	Yes	10	3SU1801-0NZ10 K0Y		1	1 unit	41J
2	No	10	3SU1802-0AZ10 K0Y		1	1 unit	41J
	Yes	10	3SU1802-0NZ10 K0Y		1	1 unit	41J
3	No	10	3SU1803-0AZ10 K0Y		1	1 unit	41J
	Yes	10	3SU1803-0NZ10 K0Y		1	1 unit	41J
4	No	10	3SU1804-0AZ10 K0Y		1	1 unit	41J
	Yes	10	3SU1804-0NZ10 K0Y		1	1 unit	41J
6	No	10	3SU1806-0AZ10 K0Y		1	1 unit	41J
	Yes	10	3SU1806-0NZ10 K0Y		1	1 unit	41J



3SU1853-0NZ10 K0Y

Metal

1	Yes	10	3SU1851-0NZ10 K0Y		1	1 unit	41J
2	No	10	3SU1852-0AZ10 K0Y		1	1 unit	41J
	Yes	10	3SU1852-0NZ10 K0Y		1	1 unit	41J
3	No	10	3SU1853-0AZ10 K0Y		1	1 unit	41J
	Yes	10	3SU1853-0NZ10 K0Y		1	1 unit	41J
4	No	10	3SU1854-0AZ10 K0Y		1	1 unit	41J
	Yes	10	3SU1854-0NZ10 K0Y		1	1 unit	41J
6	No	10	3SU1856-0AZ10 K0Y		1	1 unit	41J
	Yes	10	3SU1856-0NZ10 K0Y		1	1 unit	41J

¹⁾ The fittings and labeling of the command point can be chosen using the Configurator on the Internet. The prices depend on the equipment selected, see www.siemens.com/sirius-act/configurator.

Commanding and Signaling Devices

SIRIUS ACT Pushbuttons and Indicator Lights Enclosures

Pushbuttons and indicator lights in the enclosure for IO-Link/for PROFINET

NEW**Selection and ordering data**

Number of command points	Product function/ EMERGENCY STOP function	SD	Article No.	Price per PU	PU (UNIT, SET, M)	PS*	PG
d							

Customized enclosures for IO-Link¹⁾

3SU1802-0AZ20 K0Y

Plastic

2	No	10	3SU1802-0AZ20 K0Y		1	1 unit	41J
3	No	10	3SU1803-0AZ20 K0Y		1	1 unit	41J
4	No	10	3SU1804-0AZ20 K0Y		1	1 unit	41J
6	No	10	3SU1806-0AZ20 K0Y		1	1 unit	41J

Metal

2	No	10	3SU1852-0AZ20 K0Y		1	1 unit	41J
3	No	10	3SU1853-0AZ20 K0Y		1	1 unit	41J
4	No	10	3SU1854-0AZ20 K0Y		1	1 unit	41J
6	No	10	3SU1856-0AZ20 K0Y		1	1 unit	41J

¹⁾ The fittings and labeling of the command point can be chosen using the Configurator on the Internet. The prices depend on the equipment selected, see www.siemens.com/sirius-act/configurator.

Selection and ordering data

Color of enclosure top	Number of command points	Enclosure version Pushbutton and indicator light fittings	Color of actuating element Marking	NC contacts	NO contacts	SD	Spring-loaded terminals	PU (UNIT, SET, M)	PS*	PG
d										
Article No.								Price per PU		

Enclosures with standard fittings for PROFINET

3SU1801-0NH00-4NB2

Plastic

Yellow	1	With recess for labeling plate A = EMERGENCY STOP mushroom pushbuttons, 40 mm, with positive latching acc. to ISO 13850, rotate to unlatch, M12 plug (5-pole), bottom	Red A = Stop	2	0	15	3SU1801-0NH00-4NB2	1	1 unit	41J
--------	---	--	-----------------	---	---	----	---------------------------	---	--------	-----



3SU1801-0NV00-4SA2

Yellow	1	Center command point A = EMERGENCY STOP mushroom pushbuttons, 40 mm, illuminated, with positive latching acc. to ISO 13850, rotate to unlatch, LED, white, 24 V M12 plug (8-pole), bottom	Red	2	0	X	3SU1801-0NV00-4SA2	1	1 unit	41J
--------	---	--	-----	---	---	---	---------------------------	---	--------	-----




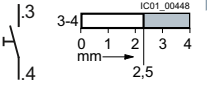

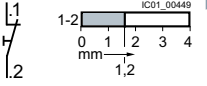

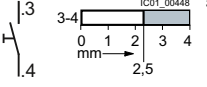

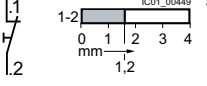

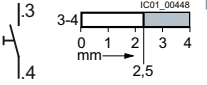

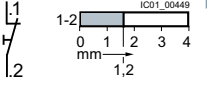

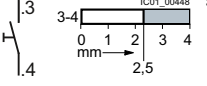
3SU1802-0NE00-4SB1

Gray	2	With recess for labeling plate B = EMERGENCY STOP mushroom pushbuttons, 40 mm, rotate to unlatch, A = Pushbutton, M12 plug (8-pole), bottom	B = Red A = Blue B = Off A = Reset	2 0	0 1	X	3SU1802-0NE00-4SB1	1	1 unit	41J
------	---	--	---	--------	--------	---	---------------------------	---	--------	-----

SIRIUS ACT connection to Safety field modules, see page 13/10.

Selection and ordering data

Multi-unit packaging, see page 13/16.

Contact version	Number of contacts		SD	Screw terminals	PU (UNIT, SET, M)	PS*	PG	
	NO	NC						
			d	Article No.	Price per PU			
Contact modules for base mounting								
	Silver alloy	1	0		3SU1400-2AA10-1BA0	1	5 units	41J
		0	1		3SU1400-2AA10-1CA0	1	5 units	41J
	Gold-plated	1	0		3SU1400-2AA10-1LA0	1	1 unit	41J
		0	1		3SU1400-2AA10-1MA0	1	1 unit	41J
Spring-loaded terminals								
	Silver alloy	1	0		3SU1400-2AA10-3BA0	1	5 units	41J
		0	1		3SU1400-2AA10-3CA0	1	5 units	41J
	Gold-plated	1	0		3SU1400-2AA10-3LA0	1	1 unit	41J

⊖ Positive opening according to IEC 60947-5-1, Appendix K.
Can be used with 3SK11 safety relays or the 3RK3 Modular Safety System, see page 11/1 onwards.
Certificate:





Commanding and Signaling Devices

SIRIUS ACT Pushbuttons and Indicator Lights

Enclosures

Modules for enclosures

Multi-unit packaging,
see page 13/16.

	Operational voltage at AC	Operational voltage at DC	Color	SD	Screw terminals	PU (UNIT, SET, M)	PS*	PG
	V	V			d			
LED modules¹⁾ for base mounting								
 3SU1401-2BB60-1AA0	24	24	Amber	3	3SU1401-2BB00-1AA0	1	5 units	41J
			Red	3	3SU1401-2BB20-1AA0			
			Yellow	3	3SU1401-2BB30-1AA0			
			Green	3	3SU1401-2BB40-1AA0			
			Blue	3	3SU1401-2BB50-1AA0			
			White	3	3SU1401-2BB60-1AA0			
	110	--	Amber	5	3SU1401-2BC00-1AA0	1	1 unit	41J
			Red	5	3SU1401-2BC20-1AA0			
			Yellow	5	3SU1401-2BC30-1AA0			
			Green	5	3SU1401-2BC40-1AA0			
			Blue	5	3SU1401-2BC50-1AA0			
			White	5	3SU1401-2BC60-1AA0			
	230	--	Amber	5	3SU1401-2BF00-1AA0	1	1 unit	41J
			Red	5	3SU1401-2BF20-1AA0			
			Yellow	5	3SU1401-2BF30-1AA0			
			Green	5	3SU1401-2BF40-1AA0			
			Blue	5	3SU1401-2BF50-1AA0			
			White	5	3SU1401-2BF60-1AA0			
	6 ... 24	6 ... 24	Amber	3	3SU1401-2BG00-1AA0	1	1 unit	41J
Red			3	3SU1401-2BG20-1AA0				
Yellow			5	3SU1401-2BG30-1AA0				
Green			5	3SU1401-2BG40-1AA0				
Blue			5	3SU1401-2BG50-1AA0				
White			5	3SU1401-2BG60-1AA0				
24 ... 240	24 ... 240	Amber	5	3SU1401-2BH00-1AA0	1	1 unit	41J	
		Red	5	3SU1401-2BH20-1AA0				
		Yellow	5	3SU1401-2BH30-1AA0				
		Green	5	3SU1401-2BH40-1AA0				
		Blue	5	3SU1401-2BH50-1AA0				
		White	5	3SU1401-2BH60-1AA0				
 3SU1401-2BB20-3AA0	24	24	Amber	5	3SU1401-2BB00-3AA0	1	5 units	41J
			Red	5	3SU1401-2BB20-3AA0			
			Yellow	5	3SU1401-2BB30-3AA0			
			Green	5	3SU1401-2BB40-3AA0			
			Blue	5	3SU1401-2BB50-3AA0			
			White	5	3SU1401-2BB60-3AA0			
	110	--	Amber	5	3SU1401-2BC00-3AA0	1	1 unit	41J
			Red	5	3SU1401-2BC20-3AA0			
			Yellow	5	3SU1401-2BC30-3AA0			
			Green	5	3SU1401-2BC40-3AA0			
			Blue	5	3SU1401-2BC50-3AA0			
			White	5	3SU1401-2BC60-3AA0			
	230	--	Amber	5	3SU1401-2BF00-3AA0	1	1 unit	41J
			Red	5	3SU1401-2BF20-3AA0			
			Yellow	5	3SU1401-2BF30-3AA0			
			Green	5	3SU1401-2BF40-3AA0			
			Blue	5	3SU1401-2BF50-3AA0			
			White	5	3SU1401-2BF60-3AA0			
	6 ... 24	6 ... 24	Amber	5	3SU1401-2BG00-3AA0	1	1 unit	41J
Red			5	3SU1401-2BG20-3AA0				
Yellow			5	3SU1401-2BG30-3AA0				
Green			5	3SU1401-2BG40-3AA0				
Blue			5	3SU1401-2BG50-3AA0				
White			5	3SU1401-2BG60-3AA0				
24 ... 240	24 ... 240	Amber	5	3SU1401-2BH00-3AA0	1	1 unit	41J	
		Red	5	3SU1401-2BH20-3AA0				
		Yellow	5	3SU1401-2BH30-3AA0				
		Green	5	3SU1401-2BH40-3AA0				
		Blue	5	3SU1401-2BH50-3AA0				
		White	5	3SU1401-2BH60-3AA0				

¹⁾ Only for use with SIRIUS commanding and signaling devices.

Commanding and Signaling Devices

SIRIUS ACT Pushbuttons and Indicator Lights

Enclosures

Modules for enclosures

Multi-unit packaging,
see page 13/16.

Operational voltage at AC	Operational voltage at DC	Color	SD	Screw terminals	PU (UNIT, SET, M)	PS*	PG
V	V		d	Article No.	Price per PU		

LED modules for base mounting: ATEX Zone 1-2: Intrinsic safety **NEW**



3SU1401-2BB00-1AA2

24	24	Amber	3	3SU1401-2BB00-1AA2	1	1 unit	41J
		Red	3	3SU1401-2BB20-1AA2	1	1 unit	41J
		Yellow	3	3SU1401-2BB30-1AA2	1	1 unit	41J
		Green	3	3SU1401-2BB40-1AA2	1	1 unit	41J
		Blue	3	3SU1401-2BB50-1AA2	1	1 unit	41J
		White	3	3SU1401-2BB60-1AA2	1	1 unit	41J



3SU1401-2BB00-3AA2

Operational voltage at AC	Operational voltage at DC	Color	SD	Spring-loaded terminals	PU (UNIT, SET, M)	PS*	PG
V	V		d	Article No.	Price per PU		

24	24	Amber	3	3SU1401-2BB00-3AA2	1	1 unit	41J
		Red	3	3SU1401-2BB20-3AA2	1	1 unit	41J
		Yellow	3	3SU1401-2BB30-3AA2	1	1 unit	41J
		Green	3	3SU1401-2BB40-3AA2	1	1 unit	41J
		Blue	3	3SU1401-2BB50-3AA2	1	1 unit	41J
		White	3	3SU1401-2BB60-3AA2	1	1 unit	41J

Multi-unit packaging,
see page 13/16.

Operational voltage at AC	Operational voltage at DC	SD	Screw terminals	PU (UNIT, SET, M)	PS*	PG
V	V	d	Article No.	Price per PU		

LED test modules¹⁾ for base mounting



3SU1400-2CK10-1AA0

6 ... 240	6 ... 240		▶	3SU1400-2CK10-1AA0	1	1 unit	41J
-----------	-----------	--	---	--------------------	---	--------	-----

¹⁾ Only to be used for SIRIUS ACT LED modules (6 to 24 V AC/DC, 24 V AC/DC, 24 to 240 V AC/DC).

Commanding and Signaling Devices

SIRIUS ACT Pushbuttons and Indicator Lights Enclosures

Modules for enclosures

Operational voltage	Slave type	Number of digital inputs		Number of digital outputs	SD	Spring-loaded terminals (push-in)	PU (UNIT, SET, M)	PS*	PG	
		Standard	Safety-related							
V					d	Article No.	Price per PU			
AS-Interface modules for base mounting										
 3SU1400-2EJ10-6AA0	30	4 DI/3 DQ AB	4	0	3	5	3SU1400-2EJ10-6AA0	1	1 unit	41J
		4 DI/4 DQ	4	0	4	▶ 5	3SU1400-2EK10-6AA0	1	1 unit	41J
		2 F-DI	0	2	0	5	3SU1400-2EA10-6AA0	1	1 unit	41J
		2 F-DI + 1 LED, red	0	2	1	5	3SU1401-2EE20-6AA0	1	1 unit	41J
		2 F-DI + 1 LED, white	0	2	1	NEW 5	3SU1401-2EE60-6AA0	1	1 unit	41J
Electronic module for IO-Link, for base mounting										
 3SU1400-2HL10-6AA0	24	Freely programmable (default 6 DI/2 DQ)	0-8	0	0-8	5	3SU1400-2HL10-6AA0	1	1 unit	41J
Support terminals										
 3SU1400-2DA10-1AA0		Black			3		3SU1400-2DA10-1AA0	1	1 unit	41J
		Blue			5		3SU1400-2DA50-1AA0	1	1 unit	41J
		Green/Yellow			3		3SU1400-2DA43-1AA0	1	1 unit	41J
 3SU1400-2DA50-3AA0		Black			5		3SU1400-2DA10-3AA0	1	1 unit	41J
		Blue			5		3SU1400-2DA50-3AA0	1	1 unit	41J
		Green/Yellow			5		3SU1400-2DA43-3AA0	1	1 unit	41J

Commanding and Signaling Devices

SIRIUS ACT Pushbuttons and Indicator Lights Enclosures

Two-hand operation consoles

Overview

Equipment

The two-hand operation consoles are pre-equipped with commanding devices. In the case of plastic enclosures the command points are equipped as standard with actuators and indicators made of plastic and in the case of metal enclosures they are equipped with actuators and indicators made of metal.

The standard equipment comprises:

- 2 black mushroom pushbuttons, diameter 40 mm, 1 NO + 1 NC
- 1 red EMERGENCY STOP mushroom pushbutton according to ISO 13850, diameter 40 mm, with positive latching, 2 NC

The plastic version can be retrofitted with up to 8 customized command points. The surface of the console has premachined breaking points for this purpose.

Application

The two-hand operation consoles are required for use with machines and systems that have hazardous areas, in order to direct both hands of the operator to one position.

The operation consoles are primarily used on presses, stamping machines, printing presses and paper converting machines, in the chemical industry and in the rubber and plastics industries.

The control command is given by pressing the two mushroom pushbuttons on the sides simultaneously (within 0.5 s of each other) and must be maintained for as long as a hazard exists.

For the further processing of control commands, evaluation units are used, e.g. 3SK11 safety relays or the 3RK3, 3SK2 Modular Safety System.

Standards

The two-hand operation consoles comply with the requirements of EN 574.

Selection and ordering data

Version of actuating element/ unlatching method/ operating principle	Color of actuating element	Number of		SD	Article No.	Price per PU	PU (UNIT, SET, M)	PS*	PG
		NO con- tacts	NC con- tacts						

Two-hand operation consoles

Plastic



3SU1803-3NB00-1AE1

None	--	0	0	5	3SU1803-3AA00-0AA1		1	1 unit	41J
A = Mushroom pushbutton/ momentary contact B = EMERGENCY STOP mushroom pushbutton/ rotate to unlatch C = Mushroom pushbutton/ momentary contact	A = Black/ B = Red/ C = Black	2	4	5	3SU1803-3NB00-1AE1		1	1 unit	41J

Metal



3SU1853-3AA00-0AA1

None	--	0	0	5	3SU1853-3AA00-0AA1		1	1 unit	41J
A = Mushroom pushbutton/ momentary contact B = EMERGENCY STOP mushroom pushbutton/ rotate to unlatch C = Mushroom pushbutton/ momentary contact	A = Black/ B = Red/ C = Black	2	4	5	3SU1853-3NB00-1AA1		1	1 unit	41J



3SU1853-3NB00-1AA1

		2	4	5	3SU1853-3NB00-1AD1		1	1 unit	41J
--	--	---	---	---	---------------------------	--	---	--------	-----



3SU1853-3NB00-1AD1

Version	Material	Color	SD	Article No.	Price per PU	PU (UNIT, SET, M)	PS*	PG
---------	----------	-------	----	-------------	-----------------	-------------------------	-----	----

Accessories

Stands for two-hand operation consoles



3SU1950-0HN10-0AA0

	Metal	Black	5	3SU1950-0HN10-0AA0		1	1 unit	41J
--	-------	-------	---	---------------------------	--	---	--------	-----

Commanding and Signaling Devices

SIRIUS ACT Pushbuttons and Indicator Lights

Accessories

Labels > Insert labels

Overview

Labels can be inserted for identification purposes in push-buttons (clear) and in illuminated pushbuttons with a flat button. These insert labels are made of transparent plastic with black inscription; they can be fitted in any 90° angle.

Inscription

The inscription is in upper/lower case, all words begin with upper case letters. Graphic symbols, including those not listed in the catalog, are according to ISO 7000 or IEC 60417.

The insert labels without inscription are suitable for user marking with permanent pen.

For customized inscriptions, see "Options", page 13/122.

Selection and ordering data

Color	Marking	SD	Article No.	Price per PU	PU (UNIT, SET, M)	PS*	PG
-------	---------	----	-------------	--------------	-------------------	-----	----

Insert labels

For self-inscription

Milky white/black (label/lettering)	None	▶	3SU1900-0AB71-0AA0		100	10 units	41J
-------------------------------------	------	---	---------------------------	--	-----	----------	-----

With customized inscription

Milky white/black (label/lettering)	For inscriptions or symbols, see "Options", page 13/122.	10	3SU1900-0AB71-0AZ0		1	10 units	41J
-------------------------------------	--	----	---------------------------	--	---	----------	-----



3SU1900-0AB71-0AA0



3SU1900-0AB71-0AB0

Inscription in German

Milky white/black (label/lettering)	Ein	5	3SU1900-0AB71-0AB0		100	10 units	41J
	Aus	5	3SU1900-0AB71-0AC0		100	10 units	41J
	Auf	5	3SU1900-0AB71-0AD0		100	10 units	41J
	Ab	5	3SU1900-0AB71-0AE0		100	10 units	41J
	Vor	5	3SU1900-0AB71-0AF0		100	10 units	41J
	Zurück	5	3SU1900-0AB71-0AG0		100	10 units	41J
	Rechts	5	3SU1900-0AB71-0AH0		100	10 units	41J
	Links	5	3SU1900-0AB71-0AJ0		100	10 units	41J
	Halt	5	3SU1900-0AB71-0AK0		100	10 units	41J
	Zu	5	3SU1900-0AB71-0AL0		100	10 units	41J
	Schnell	5	3SU1900-0AB71-0AM0		100	10 units	41J
	Langsam	5	3SU1900-0AB71-0AN0		100	10 units	41J
	Betrieb	5	3SU1900-0AB71-0AP0		100	10 units	41J
	Störung	5	3SU1900-0AB71-0AQ0		100	10 units	41J
	Einrichten	5	3SU1900-0AB71-0AR0		100	10 units	41J

Inscription in English

Milky white/black (label/lettering)	On	5	3SU1900-0AB71-0DJ0		100	10 units	41J
	Off	5	3SU1900-0AB71-0DK0		100	10 units	41J
	Up	5	3SU1900-0AB71-0DL0		100	10 units	41J
	Down	5	3SU1900-0AB71-0DM0		100	10 units	41J
	Forward	5	3SU1900-0AB71-0DN0		100	10 units	41J
	Right	5	3SU1900-0AB71-0DQ0		100	10 units	41J
	Left	5	3SU1900-0AB71-0DR0		100	10 units	41J
	Stop	5	3SU1900-0AB71-0DS0		100	10 units	41J
	Start	5	3SU1900-0AB71-0DT0		100	10 units	41J
	Reset	5	3SU1900-0AB71-0DU0		100	10 units	41J
	Test	5	3SU1900-0AB71-0DV0		100	10 units	41J
	Open	5	3SU1900-0AB71-0DW0		100	10 units	41J
	Close	5	3SU1900-0AB71-0DX0		100	10 units	41J
	Running	5	3SU1900-0AB71-0EB0		100	10 units	41J
	Fast	5	3SU1900-0AB71-0EE0		100	10 units	41J
	Slow	5	3SU1900-0AB71-0EF0		100	10 units	41J




3SU1900-0AB71-0DN0

Color	Marking	Symbol No.	SD	Article No.	Price per PU	PU (UNIT, SET, M)	PS*	PG
-------	---------	------------	----	-------------	--------------	-------------------	-----	----








Insert labels

With symbol (ON/OFF)

	Milky white/black (label/lettering)	O	5008 IEC ▶	3SU1900-0AB71-0QA0		100	10 units	41J	
		I	5007 IEC ▶	3SU1900-0AB71-0QB0		100	10 units	41J	
		II	--	5	3SU1900-0AB71-0QC0		100	10 units	41J
		III	--	5	3SU1900-0AB71-0QD0		100	10 units	41J

3SU1900-0AB71-0QC0

With symbol (graphic)

	Milky white/black (label/lettering)	→	ARROW DIRECTION TO RIGHT	5022 IEC ▶	3SU1900-0AB71-0QR0		100	10 units	41J	
		↖	ARROW DIRECTION UP AND TO LEFT	--	▶	3SU1900-0AB71-0QS0		100	10 units	41J
		↻	CLOCKWISE ROTATION	0004 ISO	5	3SU1900-0AB71-0QT0		100	10 units	41J
		↺	COUNTERCLOCKWISE ROTATION	--	5	3SU1900-0AB71-0QU0		100	10 units	41J
		⚡	RAPID TRAVERSE	0266 ISO	5	3SU1900-0AB71-0QV0		100	10 units	41J
		⚡	FEED	0259 ISO	5	3SU1900-0AB71-0QW0		100	10 units	41J
		+	INCREASE, PLUS	5005 IEC	5	3SU1900-0AB71-0QX0		100	10 units	41J
		-	DECREASE, MINUS	5006 IEC	5	3SU1900-0AB71-0QY0		100	10 units	41J
		🏠	ELECTRIC MOTOR	0011 ISO	5	3SU1900-0AB71-0RA0		100	10 units	41J
		📢	HORN	5014 IEC	5	3SU1900-0AB71-0RB0		100	10 units	41J
		🚰	WATER INLET	--	5	3SU1900-0AB71-0RC0		100	10 units	41J
		🔧	PUMP	0134 ISO	5	3SU1900-0AB71-0RD0		100	10 units	41J
		🌀	COOLANT PUMP	0355 ISO	5	3SU1900-0AB71-0RE0		100	10 units	41J
		🔒	LOCK, TIGHTEN	5653 IEC	5	3SU1900-0AB71-0RF0		100	10 units	41J
	🔓	UNLOCK, UNCLAMP	5652 IEC	5	3SU1900-0AB71-0RG0		100	10 units	41J	
	🛑	BRAKE	--	5	3SU1900-0AB71-0RH0		100	10 units	41J	
	🛑	RELEASE BRAKE	0021 ISO	5	3SU1900-0AB71-0RJ0		100	10 units	41J	
	🔒	INTERLOCK	0022 ISO	5	3SU1900-0AB71-0RK0		100	10 units	41J	
	🔓	UNLOCK	0023 ISO	5	3SU1900-0AB71-0RL0		100	10 units	41J	
	🔧	SET UP	0910 ISO	5	3SU1900-0AB71-0RM0		100	10 units	41J	
	⊕	ON/OFF, MOMENTARY CONTACT TYPE	5011 IEC	5	3SU1900-0AB71-0RN0		100	10 units	41J	
	👤	MANUAL OPERATION	0096 ISO	5	3SU1900-0AB71-0RP0		100	10 units	41J	
	🔄	AUTOMATIC CYCLE	0017 ISO ▶	3SU1900-0AB71-0RQ0		100	10 units	41J		
	🌀	SUCTION	--	5	3SU1900-0AB71-0RR0		100	10 units	41J	
	🌀	BLOWING	--	5	3SU1900-0AB71-0RS0		100	10 units	41J	

Commanding and Signaling Devices

SIRIUS ACT Pushbuttons and Indicator Lights

Accessories

Labels > Insert labels

Options

Customized inscriptions

The labels can be inscribed with text and symbols not listed in the ordering data.

The default typeface used for inscriptions with text is Arial and the text is centered.

The font height is 2.5 mm.

Up to 6 characters per line are possible.

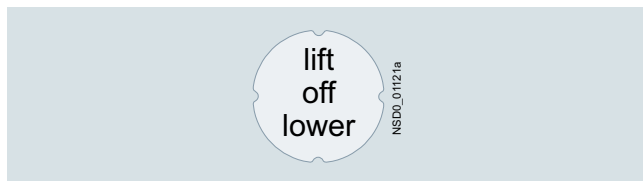
Examples for customized inscription



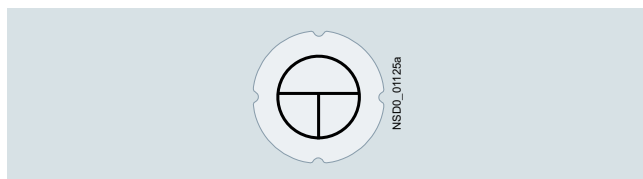
Two-line inscription in upper/lower case lettering (Q0Y)



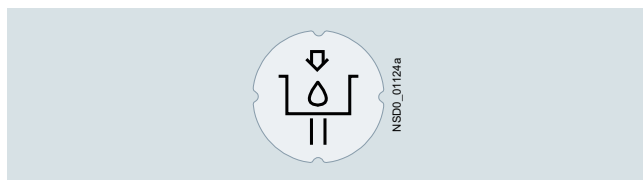
Single-line inscription in upper case lettering (Q1Y)



Three-line inscription in lower case letters (Q2Y)



Symbol number 5011 according to IEC 60417 (Q3Y)



Any symbol according to order form supplement (Q9Y)

Ordering notes

Append the following order codes to the article number:

- **Q0Y:** Text line(s) in upper/lower case, always upper case for beginning of line, e.g. Z1=Lift Z2=Lower
- **Q1Y:** Text line(s) in upper case, e.g. Z1=LIFT Z2=LOWER
- **Q2Y:** Text line(s) in lower case, e.g. Z1=lift off Z2=lower off
- **Q5Y:** Text line(s) in upper/lower case, all words begin with upper case letters, e.g. Z1=Lift Off Z2=Lower Off
- **Q3Y:** Symbol with number according to ISO 7000 or IEC 60417
- **Q9Y:** Inscription of choice, text or symbol, can only be ordered via SIRIUS ACT Configurator with a Configuration Identification Number (CIN)

When ordering, specify the required inscription in plain text without spaces, in addition to the article number and order code.

In the case of multi-line inscriptions, the text must be assigned to the respective line, e.g. Z1=LIFT Z2=LOWER, see [ordering example 1](#).

Symbols can also be ordered with numbers according to ISO 7000 or IEC 60417, see [ordering examples 2 and 3](#).

The SIRIUS ACT Configurator must be used to select special inscriptions and symbols (order code Q9Y). In this case a CIN (Configuration Identification Number) is generated for placement of future orders. It is then possible to place an order directly using the CIN and the SIRIUS ACT Configurator (Mall shopping cart) or via the standard ordering channels.

Standard ordering channels:

- Configurator: www.siemens.com/sirius-act/configurator
- Electronic Catalog CA 01 on DVD
- Industry Mall: www.siemens.com/industrymall

Ordering example 1

A label with 2 lines of text is required:

3SU1900-0AB71-0AZ0

Q1Y

Z1=LIFT

Z2=LOWER

Ordering example 2

A label inscribed with symbol No. 5011 according to IEC 60417 is required:

3SU1900-0AB71-0AZ0

Q3Y

Z=5011 IEC

Ordering example 3

A label inscribed with symbol No. 1118 according to ISO 7000 is required:








3SU1900-0AB71-0AZ0

Q3Y

Z=1118 ISO

Selection and ordering data

Multi-unit packaging,
see page 13/16.

Material Label holder shape	Label holder color	Label fastening method	Labeling plate size		SD	Article No.	Price per PU	PU (UNIT, SET, M)	PS*	PG	
			Height mm	Width mm							
Label holders for labeling plates											
	Plastic With rounded bottom	Black	Self- adhesive	12,5	27	▶	3SU1900-0AG10-0AA0	100	10 units	41J	
				17,5	27	▶	3SU1900-0AH10-0AA0	100	10 units	41J	
				27	27	▶	3SU1900-0AJ10-0AA0	100	10 units	41J	
		Snap-on			12,5	27	▶	3SU1900-0AR10-0AA0	100	10 units	41J
					17,5	27	▶	3SU1900-0AS10-0AA0	100	10 units	41J
					27	27	▶	3SU1900-0AT10-0AA0	100	10 units	41J
	Plastic, with square bottom	Black	Self- adhesive	12,5	27	3	3SU1900-0AN10-0AA0	100	10 units	41J	
				17,5	27	▶	3SU1900-0AP10-0AA0	100	10 units	41J	
				27	27	5	3SU1900-0AQ10-0AA0	100	10 units	41J	
For 2 labeling plates											
	Plastic, with rounded bottom	Black	Self- adhesive	17,5	27	▶	3SU1900-0BQ10-0AA0	1	1 unit	41J	
				Snap-on	17,5	27	▶	3SU1900-0BR10-0AA0	1	10 units	41J
For 4 labeling plates											
	Plastic, with rounded bottom	Black	Self- adhesive	17,5	27	▶	3SU1900-0BS10-0AA0	1	10 units	41J	
				Snap-on	17,5	27	▶	3SU1900-0BT10-0AA0	1	10 units	41J
For actuators and indicators, 30 mm											
	Plastic With rounded bottom	Black	Self- adhesive	17,5	27	▶	3SU1960-0AH10-0AA0	1	10 units	41J	
				Snap-on	17,5	27	▶	3SU1960-0AS10-0AA0	1	10 units	41J
Label holders for labeling plates, coordinate switches											
	Plastic, with square bottom	Black	Self- adhesive	27	27	▶	3SU1900-0AL10-0AA0	1	1 unit	41J	
	Plastic, cross	Black	Self- adhesive	27	27	▶	3SU1900-0AM10-0AA0	1	1 unit	41J	

Commanding and Signaling Devices

SIRIUS ACT Pushbuttons and Indicator Lights

Accessories

Labels > Label holders for labeling plates

Multi-unit packaging,
see page 13/16.

Material Label holder shape	Label holder color	Label fastening method	Labeling plate size		SD	Article No.	Price per PU	PU (UNIT, SET, M)	PS*	PG
			Height mm	Width mm						

Label holders for labeling plates, twin pushbuttons



Plastic,
rectangular

Black

Self-
adhesive

12.5 27 ▶

3SU1900-0AK10-0AA0

100 10 units

41J

3SU1900-0AK10-0AA0

Single frames



Plastic,
square

Black

--

29.8 29.8 ▶

3SU1900-0AX10-0AA0

1 10 units

41J

3SU1900-0AX10-0AA0

Overview

Label holders of black plastic, and labeling plates (black with white print or silver-colored with black print) for sticking or snapping in place, are available for labeling. They are not suitable for EMERGENCY STOP buttons. Note mounting dimensions!

The label holders cannot be used in conjunction with sealing plugs, protective caps, protective collars and locking devices.

Inscription

The inscription is in upper/lower case, all words begin with upper case letters. Graphic symbols, including those not listed in the catalog, are according to ISO 7000 or IEC 60417.

For customized inscriptions, see "Options", page 13/131.

Labeling plates for sticking/snapping in place

The labels are available in three sizes:

- 12.5 mm × 27 mm
- 17.5 mm × 27 mm
- 27 mm × 27 mm




For mounting the labeling plates, you can choose between label holders for stick-on or snap-on mounting.

Selection and ordering data

Multi-unit packaging, see page 13/16.

Color	Marking	Symbol No.	SD	Article No.	Price per PU	PU (UNIT, SET, M)	PS*	PG
-------	---------	------------	----	-------------	--------------	-------------------	-----	----

Labeling plates 12.5 mm x 27 mm

	For self-inscription								
	Black/white (label/lettering)	None	--	▶	3SU1900-0AC16-0AA0		100	10 units	41J
3SU1900-0AC16-0AA0	With customized inscription								
	Black/white (label/lettering)	For inscriptions or symbols, see "Options", page 13/131.	10		3SU1900-0AC16-0AZ0		1	10 units	41J
	Inscription in German								
	Black/white (label/lettering)	Ein	--	5	3SU1900-0AC16-0AB0		100	10 units	41J
		Aus	--	5	3SU1900-0AC16-0AC0		100	10 units	41J
		Auf	--	5	3SU1900-0AC16-0AD0		100	10 units	41J
		Ab	--	5	3SU1900-0AC16-0AE0		100	10 units	41J
		Vor	--	5	3SU1900-0AC16-0AF0		100	10 units	41J
		Zurück	--	5	3SU1900-0AC16-0AG0		100	10 units	41J
		Rechts	--	5	3SU1900-0AC16-0AH0		100	10 units	41J
		Links	--	5	3SU1900-0AC16-0AJ0		100	10 units	41J
		Halt	--	5	3SU1900-0AC16-0AK0		100	10 units	41J
		Zu	--	5	3SU1900-0AC16-0AL0		100	10 units	41J
		Betrieb	--	5	3SU1900-0AC16-0AP0		100	10 units	41J
		Störung	--	5	3SU1900-0AC16-0AQ0		100	10 units	41J
		Hand Auto	--	5	3SU1900-0AC16-0DB0		100	10 units	41J
	Hand O Auto	--	5	3SU1900-0AC16-0DD0		100	10 units	41J	
	Inscription in English								
	Black/white (label/lettering)	On	--	5	3SU1900-0AC16-0DJ0		100	10 units	41J
		Off	--	5	3SU1900-0AC16-0DK0		100	10 units	41J
		Up	--	5	3SU1900-0AC16-0DL0		100	10 units	41J
		Down	--	5	3SU1900-0AC16-0DM0		100	10 units	41J
		Forward	--	5	3SU1900-0AC16-0DN0		100	10 units	41J
		Reverse	--	5	3SU1900-0AC16-0DP0		100	10 units	41J
		Right	--	5	3SU1900-0AC16-0DQ0		100	10 units	41J
		Left	--	5	3SU1900-0AC16-0DR0		100	10 units	41J
		Stop	--	5	3SU1900-0AC16-0DS0		100	10 units	41J
		Start	--	5	3SU1900-0AC16-0DT0		100	10 units	41J
		Reset	--	5	3SU1900-0AC16-0DU0		100	10 units	41J
		Test	--	5	3SU1900-0AC16-0DV0		100	10 units	41J
		Open	--	5	3SU1900-0AC16-0DW0		100	10 units	41J
		Close	--	5	3SU1900-0AC16-0DX0		100	10 units	41J
		Jog	--	5	3SU1900-0AC16-0DE0		100	10 units	41J
		Running	--	5	3SU1900-0AC16-0EB0		100	10 units	41J
		Fault	--	5	3SU1900-0AC16-0EC0		100	10 units	41J
		Run	--	5	3SU1900-0AC16-0ED0		100	10 units	41J
		Stop Start	--	5	3SU1900-0AC16-0DC0		100	10 units	41J
	Off On	--	3	3SU1900-0AC16-0DH0		100	10 units	41J	
	Power off	--	5	3SU1900-0AC16-0DF0		100	10 units	41J	
	Power on	--	5	3SU1900-0AC16-0DG0		100	10 units	41J	
	Man O Auto	--	5	3SU1900-0AC16-0DY0		100	10 units	41J	
	Man Auto	--	5	3SU1900-0AC16-0EA0		100	10 units	41J	

Commanding and Signaling Devices

SIRIUS ACT Pushbuttons and Indicator Lights

Accessories

Labels > Labeling plates

Multi-unit packaging,
see page 13/16.

Color	Marking	Symbol No.	SD	Article No.	Price per PU	PU (UNIT, SET, M)	PS*	PG
			d					

Labeling plates 12.5 mm x 27 mm

Inscription in French



3SU1900-0AC16-0GA0

Black/white (label/lettering)	Marche	--	5	3SU1900-0AC16-0GA0		100	10 units	41J
	Arrêt	--	5	3SU1900-0AC16-0GB0		100	10 units	41J
	Montée	--	5	3SU1900-0AC16-0GC0		100	10 units	41J
	Descente	--	5	3SU1900-0AC16-0GD0		100	10 units	41J
	Avant	--	5	3SU1900-0AC16-0GE0		100	10 units	41J
	Retour	--	5	3SU1900-0AC16-0GF0		100	10 units	41J
	Droite	--	5	3SU1900-0AC16-0GG0		100	10 units	41J
	Gauche	--	5	3SU1900-0AC16-0GH0		100	10 units	41J
	Ouvert	--	5	3SU1900-0AC16-0GJ0		100	10 units	41J
	Fermé	--	5	3SU1900-0AC16-0GK0		100	10 units	41J
	Rapide	--	5	3SU1900-0AC16-0GL0		100	10 units	41J
	En Service	--	5	3SU1900-0AC16-0GM0		100	10 units	41J
	Défaut	--	5	3SU1900-0AC16-0GN0		100	10 units	41J
	Réglage	--	5	3SU1900-0AC16-0GP0		100	10 units	41J
	Arrêt d'urgence	--	5	3SU1900-0AC16-0GQ0		100	10 units	41J
	Hors Service	--	5	3SU1900-0AC16-0GR0		100	10 units	41J
	Sous tension	--	5	3SU1900-0AC16-0GS0		100	10 units	41J
	Manu Auto	--	5	3SU1900-0AC16-0GT0		100	10 units	41J
	Marche Arrêt	--	5	3SU1900-0AC16-0GU0		100	10 units	41J
	Réarmement	--	5	3SU1900-0AC16-0GV0		100	10 units	41J

With symbol



3SU1900-0AC16-0QG0

Black/white (label/lettering)	O	--	5	3SU1900-0AC16-0QA0		100	10 units	41J
	I	--	5	3SU1900-0AC16-0QB0		100	10 units	41J
	O I	--	3	3SU1900-0AC16-0QG0		100	10 units	41J
	1 2	--	5	3SU1900-0AC16-0QJ0		100	10 units	41J
	↑ ARROW DIRECTION UP	--	5	3SU1900-0AC16-0QS0		100	10 units	41J

Commanding and Signaling Devices

SIRIUS ACT Pushbuttons and Indicator Lights

Accessories

Labels > Labeling plates

Multi-unit packaging,
see page 13/16.

Color	Marking	Symbol No.	SD	Article No.	Price per PU	PU (UNIT, SET, M)	PS*	PG
-------	---------	------------	----	-------------	--------------	-------------------	-----	----

Labeling plates 12.5 mm x 27 mm


For self-inscription

	Silver/black (label/lettering)	None		3SU1900-0AC81-0AA0		100	10 units	41J
---	--------------------------------	------	--	---------------------------	--	-----	----------	-----


With customized inscription

	Silver/black (label/lettering)	For inscriptions or symbols, see "Options", page 13/131.	10	3SU1900-0AC81-0AZ0		1	10 units	41J
---	--------------------------------	--	----	---------------------------	--	---	----------	-----


Inscription in German

	Silver/black (label/lettering)	Ein	--	5	3SU1900-0AC81-0AB0	100	10 units	41J
		Aus	--	5	3SU1900-0AC81-0AC0	100	10 units	41J
		Auf	--	5	3SU1900-0AC81-0AD0	100	10 units	41J
		Ab	--	5	3SU1900-0AC81-0AE0	100	10 units	41J
		Vor	--	5	3SU1900-0AC81-0AF0	100	10 units	41J
		Zurück	--	5	3SU1900-0AC81-0AG0	100	10 units	41J
		Rechts	--	5	3SU1900-0AC81-0AH0	100	10 units	41J
		Links	--	5	3SU1900-0AC81-0AJ0	100	10 units	41J
		Halt	--	5	3SU1900-0AC81-0AK0	100	10 units	41J
		Zu	--	5	3SU1900-0AC81-0AL0	100	10 units	41J
		Schnell	--	5	3SU1900-0AC81-0AM0	100	10 units	41J
		Langsam	--	5	3SU1900-0AC81-0AN0	100	10 units	41J
		Betrieb	--	5	3SU1900-0AC81-0AP0	100	10 units	41J
		Störung	--	5	3SU1900-0AC81-0AQ0	100	10 units	41J
		Einrichten	--	5	3SU1900-0AC81-0AR0	100	10 units	41J
		Hand Auto	--	5	3SU1900-0AC81-0DB0	100	10 units	41J
	Stop Start	--	5	3SU1900-0AC81-0DC0	100	10 units	41J	
	Hand O Auto	--	5	3SU1900-0AC81-0DD0	100	10 units	41J	

Inscription in English

	Silver/black (label/lettering)	On	--	5	3SU1900-0AC81-0DJ0	100	10 units	41J
		Off	--	5	3SU1900-0AC81-0DK0	100	10 units	41J
		Up	--	5	3SU1900-0AC81-0DL0	100	10 units	41J
		Down	--	5	3SU1900-0AC81-0DM0	100	10 units	41J
		Stop	--	3	3SU1900-0AC81-0DS0	100	10 units	41J
		Start	--	5	3SU1900-0AC81-0DT0	100	10 units	41J
		Reset	--	5	3SU1900-0AC81-0DU0	100	10 units	41J
		Test	--	5	3SU1900-0AC81-0DV0	100	10 units	41J
		Open	--	5	3SU1900-0AC81-0DW0	100	10 units	41J
		Close	--	5	3SU1900-0AC81-0DX0	100	10 units	41J
		Man O Auto	--	5	3SU1900-0AC81-0DY0	100	10 units	41J
		Man Auto	--	5	3SU1900-0AC81-0EA0	100	10 units	41J
		Running	--	5	3SU1900-0AC81-0EB0	100	10 units	41J
		Fault	--	5	3SU1900-0AC81-0EC0	100	10 units	41J
		Fast	--	5	3SU1900-0AC81-0EE0	100	10 units	41J
		Slow	--	5	3SU1900-0AC81-0EF0	100	10 units	41J

With symbol

	Silver/black (label/lettering)	O	5008 IEC	5	3SU1900-0AC81-0QA0	100	10 units	41J	
		I	5007 IEC	5	3SU1900-0AC81-0QB0	100	10 units	41J	
		II	--	5	3SU1900-0AC81-0QC0	100	10 units	41J	
		III	--	5	3SU1900-0AC81-0QD0	100	10 units	41J	
		O I	--	5	3SU1900-0AC81-0QG0	100	10 units	41J	
		I O II	--	5	3SU1900-0AC81-0QK0	100	10 units	41J	
		I O 2	--	5	3SU1900-0AC81-0QL0	100	10 units	41J	
		→	ARROW DIRECTION TO RIGHT	5022 IEC	5	3SU1900-0AC81-0QR0	100	10 units	41J
		↑	ARROW DIRECTION UP	--	5	3SU1900-0AC81-0QS0	100	10 units	41J

Commanding and Signaling Devices

SIRIUS ACT Pushbuttons and Indicator Lights

Accessories

Labels > Labeling plates

Multi-unit packaging,
see page 13/16.

Color	Marking	Symbol No.	SD	Article No.	Price per PU	PU (UNIT, SET, M)	PS*	PG
-------	---------	------------	----	-------------	--------------	-------------------	-----	----

Labeling plates 17.5 mm x 27 mm

Color	Marking	Symbol No.	SD	Article No.	Price per PU	PU (UNIT, SET, M)	PS*	PG
For self-inscription								
Black/white (label/lettering)	None	--	▶	3SU1900-0AD16-0AA0		100	10 units	41J
With customized inscription								
Black/white (label/lettering)	For inscriptions or symbols, see "Options", page 13/131.		10	3SU1900-0AD16-0AZ0		1	10 units	41J
Inscription in German								
Black/white (label/lettering)	Ein	--	▶	3SU1900-0AD16-0AB0		100	10 units	41J
	Aus	--	▶	3SU1900-0AD16-0AC0		100	10 units	41J
	Auf	--	5	3SU1900-0AD16-0AD0		100	10 units	41J
	Ab	--	5	3SU1900-0AD16-0AE0		100	10 units	41J
	Vor	--	5	3SU1900-0AD16-0AF0		100	10 units	41J
	Zurück	--	5	3SU1900-0AD16-0AG0		100	10 units	41J
	Halt	--	5	3SU1900-0AD16-0AK0		100	10 units	41J
	Zu	--	5	3SU1900-0AD16-0AL0		100	10 units	41J
	Betrieb	--	▶	3SU1900-0AD16-0AP0		100	10 units	41J
	Störung	--	▶	3SU1900-0AD16-0AQ0		100	10 units	41J
	Hand Auto	--	▶	3SU1900-0AD16-0DB0		100	10 units	41J
Inscription in English								
Black/white (label/lettering)	Stop Start	--	5	3SU1900-0AD16-0DC0		100	10 units	41J
	On	--	5	3SU1900-0AD16-0DJ0		100	10 units	41J
	Off	--	5	3SU1900-0AD16-0DK0		100	10 units	41J
	Up	--	5	3SU1900-0AD16-0DL0		100	10 units	41J
	Down	--	5	3SU1900-0AD16-0DM0		100	10 units	41J
	Forward	--	5	3SU1900-0AD16-0DN0		100	10 units	41J
	Reverse	--	5	3SU1900-0AD16-0DP0		100	10 units	41J
	Right	--	5	3SU1900-0AD16-0DQ0		100	10 units	41J
	Stop	--	5	3SU1900-0AD16-0DS0		100	10 units	41J
	Start	--	5	3SU1900-0AD16-0DT0		100	10 units	41J
	Open	--	5	3SU1900-0AD16-0DW0		100	10 units	41J
	Close	--	5	3SU1900-0AD16-0DX0		100	10 units	41J
	Man Auto	--	5	3SU1900-0AD16-0EA0		100	10 units	41J
	Running	--	5	3SU1900-0AD16-0EB0		100	10 units	41J
	Fault	--	▶	3SU1900-0AD16-0EC0		100	10 units	41J
Inscription in French								
Black/white (label/lettering)	Marche	--	5	3SU1900-0AD16-0GA0		100	10 units	41J
	Arrêt	--	5	3SU1900-0AD16-0GB0		100	10 units	41J
	Droite	--	5	3SU1900-0AD16-0GG0		100	10 units	41J
	Gauche	--	5	3SU1900-0AD16-0GH0		100	10 units	41J
	En Service	--	5	3SU1900-0AD16-0GM0		100	10 units	41J
	Défaut	--	5	3SU1900-0AD16-0GN0		100	10 units	41J
	Sous tension	--	5	3SU1900-0AD16-0GS0		100	10 units	41J
	Manu Auto	--	5	3SU1900-0AD16-0GT0		100	10 units	41J
	Marche Arrêt	--	5	3SU1900-0AD16-0GU0		100	10 units	41J
	Réarmement	--	5	3SU1900-0AD16-0GV0		100	10 units	41J
With symbol								
Black/white (label/lettering)	O	5008 IEC	5	3SU1900-0AD16-0QA0		100	10 units	41J
	I	5007 IEC	5	3SU1900-0AD16-0QB0		100	10 units	41J
	O I	--	5	3SU1900-0AD16-0QG0		100	10 units	41J
	→ ARROW DIRECTION TO RIGHT	5022 IEC	5	3SU1900-0AD16-0QR0		100	10 units	41J
	↑ ARROW DIRECTION UP	--	5	3SU1900-0AD16-0QS0		100	10 units	41J

3SU1900-0AD16-0AA0

3SU1900-0AD16-0AC0

3SU1900-0AD16-0DK0

3SU1900-0AD16-0QR0

Commanding and Signaling Devices

SIRIUS ACT Pushbuttons and Indicator Lights

Accessories

Labels > Labeling plates

Multi-unit packaging,
see page 13/16.

Color	Marking	Symbol No.	SD	Article No.	Price per PU	PU (UNIT, SET, M)	PS*	PG
Labeling plates 17.5 mm x 27 mm								
For self-inscription								
Silver/black (label/lettering)	None	--	▶	3SU1900-0AD81-0AA0		100	10 units	41J
With customized inscription								
Silver/black (label/lettering)	For inscriptions or symbols, see "Options", page 13/131.		10	3SU1900-0AD81-0AZ0		1	10 units	41J
Inscription in German								
Silver/black (label/lettering)	Ein	--	5	3SU1900-0AD81-0AB0		100	10 units	41J
	Aus	--	5	3SU1900-0AD81-0AC0		100	10 units	41J
	Auf	--	5	3SU1900-0AD81-0AD0		100	10 units	41J
	Ab	--	5	3SU1900-0AD81-0AE0		100	10 units	41J
	Vor	--	5	3SU1900-0AD81-0AF0		100	10 units	41J
	Zurück	--	5	3SU1900-0AD81-0AG0		100	10 units	41J
	Rechts	--	5	3SU1900-0AD81-0AH0		100	10 units	41J
	Halt	--	5	3SU1900-0AD81-0AK0		100	10 units	41J
	Zu	--	5	3SU1900-0AD81-0AL0		100	10 units	41J
	Betrieb	--	▶	3SU1900-0AD81-0AP0		100	10 units	41J
	Störung	--	5	3SU1900-0AD81-0AQ0		100	10 units	41J
	Hand Auto	--	5	3SU1900-0AD81-0DB0		100	10 units	41J
	Hand ○ Auto	--	5	3SU1900-0AD81-0DD0		100	10 units	41J
Inscription in English								
Silver/black (label/lettering)	On	--	5	3SU1900-0AD81-0DJ0		100	10 units	41J
	Off	--	5	3SU1900-0AD81-0DK0		100	10 units	41J
	Stop	--	5	3SU1900-0AD81-0DS0		100	10 units	41J
	Start	--	5	3SU1900-0AD81-0DT0		100	10 units	41J
	Reset	--	5	3SU1900-0AD81-0DU0		100	10 units	41J
	Man ○	--	5	3SU1900-0AD81-0DY0		100	10 units	41J
	Auto Fault	--	5	3SU1900-0AD81-0EC0		100	10 units	41J
With symbol								
Silver/black (label/lettering)	○	5008 IEC	5	3SU1900-0AD81-0QA0		100	10 units	41J
	I	5007 IEC	5	3SU1900-0AD81-0QB0		100	10 units	41J
	○ I	--	5	3SU1900-0AD81-0QG0		100	10 units	41J
	I ○ II	--	▶	3SU1900-0AD81-0QK0		100	10 units	41J
	I ○ 2	--	5	3SU1900-0AD81-0QL0		100	10 units	41J
	→ ARROW DIRECTION TO RIGHT	5022 IEC	5	3SU1900-0AD81-0QR0		100	10 units	41J
	↑ ARROW DIRECTION UP	--	5	3SU1900-0AD81-0QS0		100	10 units	41J

3SU1900-0AD81-0AA0

3SU1900-0AD81-0AP0

3SU1900-0AD81-0EC0

3SU1900-0AD81-0QG0

Commanding and Signaling Devices

SIRIUS ACT Pushbuttons and Indicator Lights

Accessories


Labels > Labeling plates

Multi-unit packaging,
see page 13/16.


Color	Marking	Symbol No.	SD	Article No.	Price per PU	PU (UNIT, SET, M)	PS*	PG
-------	---------	------------	----	-------------	--------------	-------------------	-----	----

Labeling plates 27 mm x 27 mm

For self-inscription

	Black/white (label/lettering)	None	--	▶	3SU1900-0AE16-0AA0	100	10 units	41J
	Silver/black (label/lettering)	None	--	▶	3SU1900-0AE81-0AA0	100	10 units	41J


With customized inscription

	Black/white (label/lettering)	For inscriptions or symbols, see "Options", page 13/131.	10		3SU1900-0AE16-0AZ0	1	10 units	41J
	Silver/black (label/lettering)		10		3SU1900-0AE81-0AZ0	1	10 units	41J

3SU1900-0AE16-0AA0


3SU1900-0AE81-0AA0

Inscription in German

	Black/white (label/lettering)	Ein	--	5	3SU1900-0AE16-0AB0	100	10 units	41J
		Aus	--	5	3SU1900-0AE16-0AC0	100	10 units	41J
		Auf	--	5	3SU1900-0AE16-0AD0	100	10 units	41J
		Ab	--	5	3SU1900-0AE16-0AE0	100	10 units	41J
		Vor	--	5	3SU1900-0AE16-0AF0	100	10 units	41J
		Zurück	--	5	3SU1900-0AE16-0AG0	100	10 units	41J
		Rechts	--	5	3SU1900-0AE16-0AH0	100	10 units	41J
		Links	--	5	3SU1900-0AE16-0AJ0	100	10 units	41J
		Halt	--	5	3SU1900-0AE16-0AK0	100	10 units	41J
		Zu	--	5	3SU1900-0AE16-0AL0	100	10 units	41J
		Betrieb	--	5	3SU1900-0AE16-0AP0	100	10 units	41J
		Störung	--	5	3SU1900-0AE16-0AQ0	100	10 units	41J
		Hand Auto	--	5	3SU1900-0AE16-0DB0	100	10 units	41J


3SU1900-0AE16-0AD0

Inscription in English

	Black/white (label/lettering)	On	--	5	3SU1900-0AE16-0DJ0	100	10 units	41J
		Off	--	5	3SU1900-0AE16-0DK0	100	10 units	41J
		Up	--	5	3SU1900-0AE16-0DL0	100	10 units	41J
		Down	--	5	3SU1900-0AE16-0DM0	100	10 units	41J
		Forward	--	5	3SU1900-0AE16-0DN0	100	10 units	41J
		Reverse	--	5	3SU1900-0AE16-0DP0	100	10 units	41J
		Stop	--	5	3SU1900-0AE16-0DS0	100	10 units	41J
		Start	--	5	3SU1900-0AE16-0DT0	100	10 units	41J
		EMERGENCY STOP	--	5	3SU1900-0AE16-0DA0	100	10 units	41J
		Stop Start	--	5	3SU1900-0AE16-0DC0	100	10 units	41J

3SU1900-0AE16-0DK0

Inscription in French

	Black/white (label/lettering)	Marche	--	5	3SU1900-0AE16-0GA0	100	10 units	41J
		Arrêt	--	5	3SU1900-0AE16-0GB0	100	10 units	41J
		Montée	--	5	3SU1900-0AE16-0GC0	100	10 units	41J
		Descente	--	5	3SU1900-0AE16-0GD0	100	10 units	41J
		En Service	--	5	3SU1900-0AE16-0GM0	100	10 units	41J
		Défaut	--	5	3SU1900-0AE16-0GN0	100	10 units	41J
		Sous tension	--	5	3SU1900-0AE16-0GS0	100	10 units	41J
		Manu Auto	--	5	3SU1900-0AE16-0GT0	100	10 units	41J
		Marche Arrêt	--	5	3SU1900-0AE16-0GU0	100	10 units	41J

3SU1900-0AE16-0GB0

With symbol

	Black/white (label/lettering)	O I	--	5	3SU1900-0AE16-0QG0	100	10 units	41J
		→ ARROW DIRECTION TO RIGHT	5022 IEC	5	3SU1900-0AE16-0QR0	100	10 units	41J

3SU1900-0AE16-0QG0

Options

Customized inscriptions

The labels can be inscribed with text and symbols not listed in the ordering data.

The default typeface used for inscriptions with text is Arial and the text is centered.

Up to 11 characters per line are possible.

Font height

Label size 12.5 mm × 27 mm, max. 3 lines:

Font height	1-line	4 mm
	2-line	3 mm
	3-line	1.75 mm

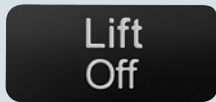
Label size 17.5 mm × 27 mm, max. 3 lines:

Font height	1- to 2-line	4 mm
	3-line	3 mm

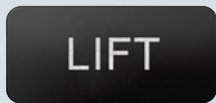
Label size 27 mm × 27 mm, max. 5 lines:

Font height	1- to 3-line	4 mm
	4-line	3.5 mm
	5-line	3 mm

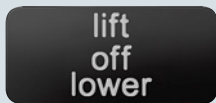
Examples for customized inscription



Two-line inscription in upper/lower case lettering (Q0Y)



Single-line inscription in upper case lettering (Q1Y)



Three-line inscription in lower case letters (Q2Y)



Symbol number 5011 according to IEC 60417 (Q3Y)



Any symbol according to order form supplement (Q9Y)

Ordering notes

Append the following order codes to the article number:

- **Q0Y:** Text line(s) in upper/lower case, always upper case for beginning of line, e.g. Z1=Lift Z2=Lower
- **Q1Y:** Text line(s) in upper case, e.g. Z1=LIFT Z2=LOWER
- **Q2Y:** Text line(s) in lower case, e.g. Z1=lift off Z2=lower off
- **Q5Y:** Text line(s) in upper/lower case, all words begin with upper case letters, e.g. Z1=Lift Off Z2=Lower Off
- **Q3Y:** Symbol with number according to ISO 7000 or IEC 60417
- **Q9Y:** Inscription of choice, text or symbol, can only be ordered via SIRIUS ACT Configurator with a Configuration Identification Number (CIN)

When ordering, specify the required inscription in plain text without spaces, in addition to the article number and order code.

In the case of multi-line inscriptions, the text must be assigned to the respective line, e.g. Z1=LIFT Z2=LOWER, see [ordering example 1](#).

Symbols can also be ordered with numbers according to ISO 7000 or IEC 60417, see [ordering examples 2 and 3](#).

The SIRIUS ACT Configurator must be used to select special inscriptions and symbols (order code Q9Y). In this case a CIN (Configuration Identification Number) is generated for placement of future orders. It is then possible to place an order directly using the CIN and the SIRIUS ACT Configurator (Mall shopping cart) or via the standard ordering channels.

Standard ordering channels:

- Configurator: www.siemens.com/sirius-act/configurator
- Electronic Catalog CA 01 on DVD
- Industry Mall: www.siemens.com/industrymall

Ordering example 1

A label with 2 lines of text is required:

3SU1900-0AC16-0AZ0

Q1Y

Z1=LIFT

Z2=LOWER

Ordering example 2

A label inscribed with symbol No. 5011 according to IEC 60417 is required:

3SU1900-0AC16-0AZ0

Q3Y

Z=5011 IEC

Ordering example 3

A label inscribed with symbol No. 1118 according to ISO 7000 is required:

3SU1900-0AC16-0AZ0

Q3Y

Z=1118 ISO

Commanding and Signaling Devices

SIRIUS ACT Pushbuttons and Indicator Lights

Accessories

Labels > Labeling plates for enclosures

Overview

The labeling plates in size 22 mm x 22 mm can be attached to enclosures with recesses for labels. There are versions in black with white print or silver-colored with black print.

Inscription

The inscription is in upper/lower case, all words begin with upper case letters. Graphic symbols, including those not listed in the catalog, are according to ISO 7000 or IEC 60417.

For customized inscriptions, see "Options", page 13/135.

Selection and ordering data

Multi-unit packaging, see page 13/16.

Color	Marking	Symbol No.	SD	Article No.	Price per PU	PU (UNIT, SET, M)	PS*	PG
Labeling plates 22 mm x 22 mm								
For self-inscription								
Black/white (label/lettering)	None	--	▶	3SU1900-0AF16-0AA0		100	10 units	41J
With customized inscription								
Black/white (label/lettering)	For inscriptions or symbols, see "Options", page 13/135.		10	3SU1900-0AF16-0AZ0		1	10 units	41J
Inscription in German								
Black/white (label/lettering)	Ein	--	5	3SU1900-0AF16-0AB0		1	10 units	41J
	Aus	--	5	3SU1900-0AF16-0AC0		1	10 units	41J
	Auf	--	5	3SU1900-0AF16-0AD0		1	10 units	41J
	Ab	--	5	3SU1900-0AF16-0AE0		1	10 units	41J
	Vor	--	5	3SU1900-0AF16-0AF0		1	10 units	41J
	Zurück	--	5	3SU1900-0AF16-0AG0		1	10 units	41J
	Rechts	--	5	3SU1900-0AF16-0AH0		1	10 units	41J
	Links	--	5	3SU1900-0AF16-0AJ0		1	10 units	41J
	Halt	--	5	3SU1900-0AF16-0AK0		1	10 units	41J
	Zu	--	5	3SU1900-0AF16-0AL0		1	10 units	41J
	Schnell	--	5	3SU1900-0AF16-0AM0		1	10 units	41J
	Langsam	--	5	3SU1900-0AF16-0AN0		1	10 units	41J
	Betrieb	--	5	3SU1900-0AF16-0AP0		1	10 units	41J
	Störung	--	5	3SU1900-0AF16-0AQ0		1	10 units	41J
	Einrichten	--	5	3SU1900-0AF16-0AR0		1	10 units	41J
	NOT AUS	--	5	3SU1900-0AF16-0AS0		1	10 units	41J
Inscription in English								
Black/white (label/lettering)	On	--	5	3SU1900-0AF16-0DJ0		1	10 units	41J
	Off	--	5	3SU1900-0AF16-0DK0		1	10 units	41J
	Up	--	5	3SU1900-0AF16-0DL0		1	10 units	41J
	Down	--	5	3SU1900-0AF16-0DM0		1	10 units	41J
	Forward	--	5	3SU1900-0AF16-0DN0		1	10 units	41J
	Right	--	5	3SU1900-0AF16-0DQ0		1	10 units	41J
	Left	--	5	3SU1900-0AF16-0DR0		1	10 units	41J
	Stop	--	5	3SU1900-0AF16-0DS0		1	10 units	41J
	Start	--	5	3SU1900-0AF16-0DT0		1	10 units	41J
	Reset	--	5	3SU1900-0AF16-0DU0		1	10 units	41J
	Test	--	5	3SU1900-0AF16-0DV0		1	10 units	41J
	Open	--	5	3SU1900-0AF16-0DW0		1	10 units	41J
	Close	--	5	3SU1900-0AF16-0DX0		1	10 units	41J
	Running	--	5	3SU1900-0AF16-0EB0		1	10 units	41J
	Fault	--	5	3SU1900-0AF16-0EC0		1	10 units	41J
	Fast	--	5	3SU1900-0AF16-0EE0		1	10 units	41J
	Slow	--	5	3SU1900-0AF16-0EF0		1	10 units	41J
	EMERGENCY STOP	--	5	3SU1900-0AF16-0DA0		1	10 units	41J

3SU1900-0AF16-0AA0

3SU1900-0AF16-0AB0

3SU1900-0AF16-0AP0

3SU1900-0AF16-0DM0

3SU1900-0AF16-0EC0

Commanding and Signaling Devices

SIRIUS ACT Pushbuttons and Indicator Lights

Accessories

Labels > Labeling plates for enclosures

Multi-unit packaging,
see page 13/16.

Color	Marking	Symbol No.	SD	Article No.	Price per PU	PU (UNIT, SET, M)	PS*	PG
			d					

Labeling plates 22 mm x 22 mm

Inscription in French



3SU1900-0AF16-0GA0



3SU1900-0AF16-0GB0



3SU1900-0AF16-0QQ0



3SU1900-0AF16-0RW0

Black/white (label/lettering)	Marche	--	5	3SU1900-0AF16-0GA0		1	10 units	41J
	Arrêt	--	5	3SU1900-0AF16-0GB0		1	10 units	41J
	Montée	--	5	3SU1900-0AF16-0GC0		1	10 units	41J
	Descente	--	5	3SU1900-0AF16-0GD0		1	10 units	41J
	Retour	--	5	3SU1900-0AF16-0GF0		1	10 units	41J
	Droite	--	5	3SU1900-0AF16-0GG0		1	10 units	41J
	Gauche	--	5	3SU1900-0AF16-0GH0		1	10 units	41J
	Ouvert	--	5	3SU1900-0AF16-0GJ0		1	10 units	41J
	Fermé	--	5	3SU1900-0AF16-0GK0		1	10 units	41J
	Rapide	--	5	3SU1900-0AF16-0GL0		1	10 units	41J
	En Service	--	5	3SU1900-0AF16-0GM0		1	10 units	41J
	Défaut	--	5	3SU1900-0AF16-0GN0		1	10 units	41J
	Sous tension	--	5	3SU1900-0AF16-0GS0		1	10 units	41J
	Manu Auto	--	5	3SU1900-0AF16-0GT0		1	10 units	41J
	Marche Arrêt	--	5	3SU1900-0AF16-0GU0		1	10 units	41J
	Réarmement	--	5	3SU1900-0AF16-0GV0		1	10 units	41J
	Lent	--	5	3SU1900-0AF16-0GW0		1	10 units	41J
	Arrêt d'urgence	--	5	3SU1900-0AF16-0GQ0		1	10 units	41J

With symbol (ON/OFF)

Black/white (label/lettering)	O	5008 IEC	5	3SU1900-0AF16-0QA0		1	10 units	41J
	I	5007 IEC	5	3SU1900-0AF16-0QB0		1	10 units	41J
	II	--	5	3SU1900-0AF16-0QC0		1	10 units	41J
	III	--	5	3SU1900-0AF16-0QD0		1	10 units	41J
	O I	--	5	3SU1900-0AF16-0QG0		1	10 units	41J
	I O II	--	5	3SU1900-0AF16-0QK0		1	10 units	41J
	I	--	5	3SU1900-0AF16-0QP0		1	10 units	41J
	O	--	5	3SU1900-0AF16-0QQ0		1	10 units	41J
	(below each other)	--	5					
	II	--	5					
	O	--	5					
	I	--	5					
	(below each other)	--	5					

With symbol (graphic)

Black/white (label/lettering)	→	ARROW DIRECTION TO RIGHT	5022 IEC	5	3SU1900-0AF16-0QR0		1	10 units	41J
	⊙	PUMP	0134 ISO	5	3SU1900-0AF16-0RD0		1	10 units	41J
	⊙	FAN	--	5	3SU1900-0AF16-0RV0		1	10 units	41J
	❄	COOLING	--	5	3SU1900-0AF16-0RW0		1	10 units	41J
	☀	ILLUMINATION	--	5	3SU1900-0AF16-0RX0		1	10 units	41J
	⚙	MOTOR	--	5	3SU1900-0AF16-0RY0		1	10 units	41J

Commanding and Signaling Devices

SIRIUS ACT Pushbuttons and Indicator Lights







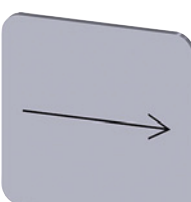
Accessories

Labels > Labeling plates for enclosures

Multi-unit packaging,
see page 13/16.

Color	Marking	Symbol No.	SD	Article No.	Price per PU	PU (UNIT, SET, M)	PS*	PG
-------	---------	------------	----	-------------	--------------	-------------------	-----	----

Labeling plates 22 mm x 22 mm

	For self-inscription								
	Silver/black (label/lettering)	None	--	▶	3SU1900-0AF81-0AA0	100	10 units	41J	
	With customized inscription								
	Silver/black (label/lettering)	For inscriptions or symbols, see "Options", page 13/135.		10	3SU1900-0AF81-0AZ0	1	10 units	41J	
3SU1900-0AF81-0AA0									
	Inscription in German								
	Silver/black (label/lettering)	Ein	--	5	3SU1900-0AF81-0AB0	1	10 units	41J	
		Aus	--	5	3SU1900-0AF81-0AC0	1	10 units	41J	
		Auf	--	5	3SU1900-0AF81-0AD0	1	10 units	41J	
		Ab	--	5	3SU1900-0AF81-0AE0	1	10 units	41J	
		Vor	--	5	3SU1900-0AF81-0AF0	1	10 units	41J	
		Zurück	--	5	3SU1900-0AF81-0AG0	1	10 units	41J	
		Rechts	--	5	3SU1900-0AF81-0AH0	1	10 units	41J	
		Links	--	5	3SU1900-0AF81-0AJ0	1	10 units	41J	
		Halt	--	5	3SU1900-0AF81-0AK0	1	10 units	41J	
		Zu	--	5	3SU1900-0AF81-0AL0	1	10 units	41J	
		Schnell	--	5	3SU1900-0AF81-0AM0	1	10 units	41J	
		Langsam	--	5	3SU1900-0AF81-0AN0	1	10 units	41J	
		Betrieb	--	5	3SU1900-0AF81-0AP0	1	10 units	41J	
	Störung	--	5	3SU1900-0AF81-0AQ0	1	10 units	41J		
	Einrichten	--	5	3SU1900-0AF81-0AR0	1	10 units	41J		
	NOT AUS	--	5	3SU1900-0AF81-0AS0	1	10 units	41J		
	NOT-HALT	--	5	3SU1900-0AF81-0AT0	1	10 units	41J		
	Hand O Auto	--	5	3SU1900-0AF81-0DD0	1	10 units	41J		
3SU1900-0AF81-0AB0									
	Inscription in English								
	Silver/black (label/lettering)	Stop	--	5	3SU1900-0AF81-0DS0	1	10 units	41J	
		Start	--	5	3SU1900-0AF81-0DT0	1	10 units	41J	
		Reset	--	5	3SU1900-0AF81-0DU0	1	10 units	41J	
		Test	--	5	3SU1900-0AF81-0DV0	1	10 units	41J	
		Open	--	5	3SU1900-0AF81-0DW0	1	10 units	41J	
	3SU1900-0AF81-0DD0								
		With symbol (ON/OFF)							
		Silver/black (label/lettering)	O	5008 IEC	5	3SU1900-0AF81-0QA0	1	10 units	41J
			I	5007 IEC	5	3SU1900-0AF81-0QB0	1	10 units	41J
		II	--	5	3SU1900-0AF81-0QC0	1	10 units	41J	
		III	--	5	3SU1900-0AF81-0QD0	1	10 units	41J	
		O I	--	5	3SU1900-0AF81-0QG0	1	10 units	41J	
		I O II	--	5	3SU1900-0AF81-0QK0	1	10 units	41J	
		I	--	5	3SU1900-0AF81-0QP0	1	10 units	41J	
		O							
		(below each other)							
		II	--	5	3SU1900-0AF81-0QQ0	1	10 units	41J	
	O								
	I								
	(below each other)								
3SU1900-0AF81-0QK0									
	With symbol (ON/OFF)								
	Silver/black (label/lettering)	O	5008 IEC	5	3SU1900-0AF81-0QA0	1	10 units	41J	
	I	5007 IEC	5	3SU1900-0AF81-0QB0	1	10 units	41J		
	II	--	5	3SU1900-0AF81-0QC0	1	10 units	41J		
	III	--	5	3SU1900-0AF81-0QD0	1	10 units	41J		
	O I	--	5	3SU1900-0AF81-0QG0	1	10 units	41J		
	I O II	--	5	3SU1900-0AF81-0QK0	1	10 units	41J		
	I	--	5	3SU1900-0AF81-0QP0	1	10 units	41J		
	O								
	(below each other)								
	II	--	5	3SU1900-0AF81-0QQ0	1	10 units	41J		
	O								
	I								
	(below each other)								
3SU1900-0AF81-0QK0									
	With symbol (graphic)								
	Silver/black (label/lettering)	→ ARROW DIRECTION TO RIGHT	5022 IEC	5	3SU1900-0AF81-0QR0	1	10 units	41J	
3SU1900-0AF81-0QR0									

Options

Customized inscriptions

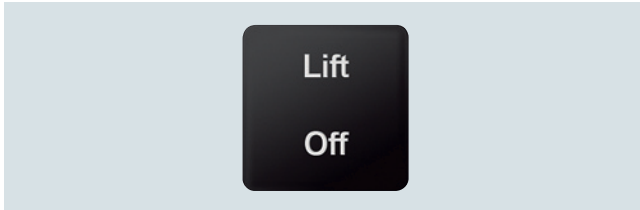
The labels can be inscribed with texts and symbols not listed in the ordering data.

The default typeface used for inscriptions with text is Arial and the text is centered.

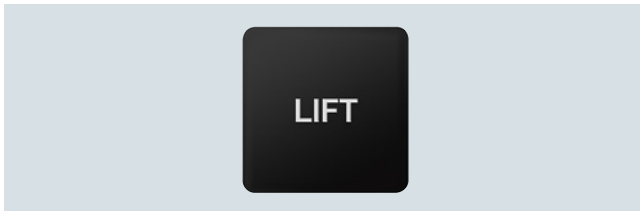
The font height is 4 mm (1- and 2-line) and 3.5 mm (3-line).

Up to 8 characters per line are possible.

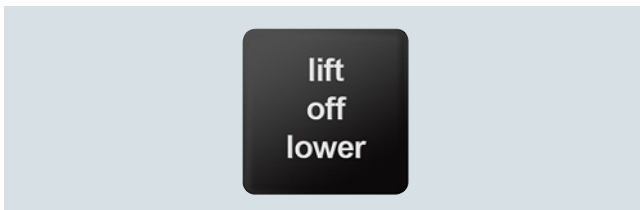
Examples for customized inscription




Two-line inscription in upper/lower case lettering (Q0Y)




Single-line inscription in upper case lettering (Q1Y)



Backing plate for enclosures, customized inscription (Q2Y)



Symbol number 5011 according to IEC 60417 (Q3Y)



Any symbol according to order form supplement (Q9Y)

Ordering notes

Append the following order codes to the article number:

- **Q0Y:** Text line(s) in upper/lower case, always upper case for beginning of line, e.g. Z1=Lift Z2=Lower
- **Q1Y:** Text line(s) in upper case, e.g. Z1=LIFT Z2=LOWER
- **Q2Y:** Text line(s) in lower case, e.g. Z1=lift off Z2=lower off
- **Q5Y:** Text line(s) in upper/lower case, all words begin with upper case letters, e.g. Z1=Lift Off Z2=Lower Off
- **Q3Y:** Symbol with number according to ISO 7000 or IEC 60417
- **Q9Y:** Inscription of choice, text or symbol, can only be ordered via SIRIUS ACT Configurator with a Configuration Identification Number (CIN)

When ordering, specify the required inscription in plain text without spaces, in addition to the article number and order code.

In the case of multi-line inscriptions, the text must be assigned to the respective line, e.g. Z1=LIFT Z2=LOWER, [see ordering example 1](#).

Symbols can also be ordered with numbers according to ISO 7000 or IEC 60417 ([see ordering example 2 and 3](#)).

The SIRIUS ACT Configurator must be used to select special inscriptions and symbols (order code Q9Y). In this case a CIN (Configuration Identification Number) is generated for placement of future orders. It is then possible to place an order directly using the CIN and the SIRIUS ACT Configurator (Mall shopping cart) or via the standard ordering channels.

Standard ordering channels:

- Configurator: www.siemens.com/sirius-act/configurator
- Electronic Catalog CA 01 on DVD
- Industry Mall: www.siemens.com/industrymall

Ordering example 1

A label with 2 lines of text is required:

3SU1900-0AF16-0AZ0

Q1Y

Z1=LIFT

Z2=LOWER

Ordering example 2

A label inscribed with symbol No. 5011 according to IEC 60417 is required:

3SU1900-0AF16-0AZ0

Q3Y

Z=5011 IEC

Ordering example 3

A label inscribed with symbol No. 1118 according to ISO 7000 is required:

3SU1900-0AF16-0AZ0

Q3Y

Z=1118 ISO

Commanding and Signaling Devices

SIRIUS ACT Pushbuttons and Indicator Lights

Accessories

Labels > Labels for laser printers

Overview

Label inscriptions



Using the *Label Designer* software, which can be downloaded from the Internet, and the labeling plates for laser inscription you can create your own customized labels with a standard laser printer. The self-adhesive or snap-on labels can be stuck or snapped onto the corresponding label holders. Round labels are provided for inserting in illuminated pushbuttons and switches.

The labels are suitable for inscription with one to three lines of text or symbols.

For applications with more exacting requirements we recommend factory-printed labeling plates and insert labels (laser-printed or engraved depending on the type).


For the *Label Designer* software, see www.siemens.com/sirius-label-designer.

Selection and ordering data

	Fixing method	Height mm	Width mm	SD d	Article No.	Price per PU	PU (UNIT, SET, M)	PS*	PG
Labels for printing – insert labels									
	Insert	--	--	3	3SU1900-0BH60-0AA0		100	490 units	41J
3SU1900-0BH60-0AA0									
Labels for printing – labeling plates									
	Self-adhesive	12.5 17.5 27 22	27.5 27 27 22	▶ ▶ ▶ ▶	3SU1900-0BJ61-0AA0 3SU1900-0BK61-0AA0 3SU1900-0BL61-0AA0 3SU1900-0BM61-0AA0		100 100 100 100	480 units 720 units 480 units 700 units	41J 41J 41J 41J
3SU1900-0BJ61-0AA0									

Selection and ordering data


Multi-unit packaging, see page 13/16.

Color	Fixing method	Outer diameter	Marking	SD	Article No.	Price per PU	PU (UNIT, SET, M)	PS*	PG	
		mm		d						
EMERGENCY STOP backing plates										
	Yellow/black (label/lettering)	None	45	None	▶	3SU1900-0BA31-0AA0		1	10 units	41J
			45	EMERGENCY STOP (pl)	5	3SU1900-0BA31-0NDO		1	10 units	41J
			60	NOT-HALT, EMERGENCY STOP, ARRÊT D'URGENCE, EMERGENZA (de, en, fr, it)	5	3SU1900-0BN31-0NCO		1	10 units	41J
	75	None	▶	3SU1900-0BB31-0AA0		1	10 units	41J		
			3	3SU1900-0BB31-0AS0		1	10 units	41J		
			3	3SU1900-0BB31-0AT0		1	10 units	41J		
75	EMERGENCY STOP (pl)	5	3SU1900-0BB31-0DA0		1	10 units	41J			
		5	3SU1900-0BB31-0NDO		1	10 units	41J			

With customized inscription

Yellow/black (label/lettering)	None	45	For inscriptions or symbols, see "Options", page 13/138.	10	3SU1900-0BA31-0AZ0		1	10 units	41J
		75		10	3SU1900-0BB31-0AZ0		1	10 units	41J


EMERGENCY STOP backing plates, illuminated (24 V AC/DC)

	Yellow/black (label/lettering)	Self-adhesive	60	None	5	3SU1901-0BD31-0AA0		1	1 unit	41J
				NOT-AUS	5	3SU1901-0BD31-0AS0		1	1 unit	41J
				NOT-HALT	5	3SU1901-0BD31-0AT0		1	1 unit	41J
				EMERGENCY STOP	5	3SU1901-0BD31-0DA0		1	1 unit	41J
				NOT-HALT, EMERGENCY STOP, EMERGENZA, EMERGENCIA (de, en, it, sp)	5	3SU1901-0BD31-0NB0		1	1 unit	41J

With customized inscription

Yellow/black (label/lettering)	None	60	For inscriptions or symbols, see "Options", page 13/138.	10	3SU1901-0BD31-0AZ0		1	1 unit	41J
--------------------------------	------	----	--	----	---------------------------	--	---	--------	-----


EMERGENCY STOP backing plates

	Yellow/black (label/lettering)	Self-adhesive	75	None	▶	3SU1900-0BC31-0AA0		1	10 units	41J
				NOT-AUS	3	3SU1900-0BC31-0AS0		1	10 units	41J
				NOT-HALT	▶	3SU1900-0BC31-0AT0		1	10 units	41J
				EMERGENCY STOP	▶	3SU1900-0BC31-0DA0		1	10 units	41J
				ARRÊT D'URGENCE	3	3SU1900-0BC31-0GQ0		1	10 units	41J
				EMERGENZA	3	3SU1900-0BC31-0JA0		1	10 units	41J
				Nodstop	3	3SU1900-0BC31-0LA0		1	10 units	41J
				EMERGENCY STOP in Chinese	5	3SU1900-0BC31-0MA0		1	10 units	41J
				NOT-HALT, EMERGENCY STOP, EMERGENZA, EMERGENCIA (de, en, it, sp)	▶	3SU1900-0BC31-0NB0		1	10 units	41J

With customized inscription

Yellow/black (label/lettering)	Self-adhesive	75	For inscriptions or symbols, see "Options", page 13/138.	10	3SU1900-0BC31-0AZ0		1	1 unit	41J
--------------------------------	---------------	----	--	----	---------------------------	--	---	--------	-----


Labeling plates for potentiometers

	Black/white (label/lettering)	None	40	--	▶	3SU1900-0BG16-0AA0		1	10 units	41J
				SYMBOL: 0 ...9	▶	3SU1900-0BG16-0RT0		1	10 units	41J
				SYMBOL: 0 ... 10	3	3SU1900-0BG16-0SA0		1	10 units	41J
				SYMBOL: Power up	▶	3SU1900-0BG16-0RU0		1	10 units	41J

3SU1900-0BG16-0RU0

Color	Label fastening method	Height	Width	Marking	SD	Article No.	Price per PU	PU (UNIT, SET, M)	PS*	PG
		mm	mm		d					

Labeling plates for enclosures with EMERGENCY STOP without recess

	Yellow/black (label/lettering)	Self-adhesive	38	150	None	▶	3SU1900-0BE31-0AA0		1	10 units	41J
					NOT-AUS	3	3SU1900-0BE31-0AS0		1	10 units	41J
					NOT-HALT	3	3SU1900-0BE31-0AT0		1	10 units	41J


3SU1900-0BE31-0AS0

Labeling plates for enclosures with EMERGENCY STOP with recess

	Yellow/black (label/lettering)	Self-adhesive	38	150	None	3	3SU1900-0BF31-0AA0		1	10 units	41J
---	--------------------------------	---------------	----	-----	------	---	---------------------------	--	---	----------	-----

3SU1900-0BF31-0AA0

Device labeling plates for modules with front-plate mounting

	White/black (label/lettering)	Insert	9.5	10.5	None	5	3SU1900-0AY61-0AA0		100	10 units	41J
---	-------------------------------	--------	-----	------	------	---	---------------------------	--	-----	----------	-----

3SU1900-0AY61-0AA0

Commanding and Signaling Devices

SIRIUS ACT Pushbuttons and Indicator Lights

Accessories

Labels > Other labels

Options

Customized inscriptions

The labels can be inscribed with text and symbols not listed in the ordering data.

The EMERGENCY STOP backing plates can be divided into as many as four radial segments. Each segment can be custom-labeled.

The default typeface used for inscriptions with text is Arial and the text is centered.

EMERGENCY STOP backing plate 75 mm:

The font height is 5 mm.

With two radial segments, up to 20 characters are permissible. With four radial segments, up to 10 characters are permissible.

EMERGENCY STOP backing plate 60 mm:

The font height is 4 mm.

With two radial segments, up to 16 characters are permissible. With four radial segments, up to 8 characters are permissible.

EMERGENCY STOP backing plate 45 mm:

The font height is 4 mm.

With two radial segments, up to 10 characters are permissible.

Ordering notes

Append the following order codes to the article number:

- **Q0Y:** Segment(s) in upper/lower case, always upper case for beginning of segment, e.g. Z1=Not halt Z2=Emergency stop
- **Q1Y:** Segment(s) in upper case, e.g. Z1=NOT HALT Z2=EMERGENCY STOP
- **Q2Y:** Segment(s) in lower case, e.g. Z1=not halt Z2=emergency stop
- **Q5Y:** Segment(s) in upper/lower case, all words begin with upper case letters, e.g. Z1=Not Halt Z2=Emergency Stop
- **Q3Y:** Symbol with number according to ISO 7000 or IEC 60417
- **Q9Y:** Inscription of choice, text or symbol, can only be ordered via SIRIUS ACT Configurator with a Configuration Identification Number (CIN)

When ordering, specify the required inscription in plain text without spaces, in addition to the article number and order code.

The SIRIUS ACT Configurator must be used to select special inscriptions and symbols (order code Q9Y). In this case a CIN (Configuration Identification Number) is generated for placement of future orders. It is then possible to place an order directly using the CIN and the SIRIUS ACT Configurator (Mall shopping cart) or via the standard ordering channels.

Standard ordering channels:

- Configurator: www.siemens.com/sirius-act/configurator
- Electronic Catalog CA 01 on DVD
- Industry Mall: www.siemens.com/industrymall

With ordering options Q0Y, Q1Y, Q2Y, Q3Y and Q5Y a single-line inscription of two or four radial segments can be implemented. The text or symbol must be assigned to the respective radial segments as follows:

Ordering example 1, two radial segments

An EMERGENCY STOP backing plate, diameter 75 mm, with two radial segments is required



3SU1900-0BB31-0AZ0

Q1Y

Z1=NOT
Z2=HALT

Ordering example 2, four radial segments

An EMERGENCY STOP backing plate, diameter 75 mm, with four radial segments is required



3SU1900-0BB31-0AZ0


Q1Y

Z1=E-STOP
Z2=EMERGENCIA
Z3=NOT-HALT
Z4=EMERGENZA

Overview

- Protection and access protection are for actuators and indicators with diameter 22 mm.
- The protective collars cannot be used in conjunction with label holders or single frames.

Selection and ordering data

Product designation Product version	Material	Color	SD	Article No.	Price per PU	PU (UNIT, SET, M)	PS*	PG
Protective caps								
 3SU1900-0DA10-0AA0	Plastic	Black	3	3SU1900-0DA10-0AA0 3SU1900-0DA70-0AA0		1	1 unit	41J
		Clear	3			1	1 unit	41J
 3SU1900-0EL70-0AA0	Plastic	Black	3	3SU1900-0EL10-0AA0 3SU1900-0EL70-0AA0		1	1 unit	41J
		Clear	3			1	1 unit	41J
 3SU1900-0DB70-0AA0	Plastic	Clear	▶	3SU1900-0DB70-0AA0		1	1 unit	41J
 3SU1900-0ED70-0AA0	Plastic	Clear	▶	3SU1900-0ED70-0AA0		1	1 unit	41J
 3SU1900-0DC70-0AA0	Plastic	Clear	▶	3SU1900-0DC70-0AA0		1	1 unit	41J
 3SU1900-0EE70-0AA0	Plastic	Clear	▶	3SU1900-0EE70-0AA0		1	1 unit	41J

Commanding and Signaling Devices

SIRIUS ACT Pushbuttons and Indicator Lights

Accessories

Protection/access protection

Product designation Product version	Material	Color	SD	Article No.	Price per PU	PU (UNIT, SET, M)	PS*	PG
Protective caps								
 3SU1900-0DD70-0AA0	Plastic	Clear	3	3SU1900-0DD70-0AA0		1	1 unit	41J
 3SU1900-0EF70-0AA0	Plastic	Clear	▶	3SU1900-0EF70-0AA0		1	1 unit	41J
 3SU1900-0DE70-0AA0	Plastic	Clear	5	3SU1900-0DE70-0AA0		1	1 unit	41J
 3SU1900-0EG70-0AA0	Plastic	Clear	▶	3SU1900-0EG70-0AA0		1	1 unit	41J
 3SU1900-0DF70-0AA0	Plastic	Clear	5	3SU1900-0DF70-0AA0		1	1 unit	41J

Commanding and Signaling Devices

SIRIUS ACT Pushbuttons and Indicator Lights

Accessories

Protection/access protection

Product designation Product version	Material	Color	SD	Article No.	Price per PU	PU (UNIT, SET, M)	PS*	PG
Protective caps								
 3SU1900-0DG70-0AA0	Silicone protective caps for twin pushbuttons, flat	Plastic	Clear	▶	3SU1900-0DG70-0AA0		1	1 unit 41J
 3SU1900-0DH70-0AA0	Silicone protective caps for twin pushbuttons, raised	Plastic	Clear	▶	3SU1900-0DH70-0AA0		1	1 unit 41J
 3SU1900-0EK70-0AA0	Silicone-free protective caps for twin pushbuttons, raised	Plastic	Clear	▶	3SU1900-0EK70-0AA0		1	1 unit 41J
 3SU1900-0EB10-0AA0	Dust caps for key-operated switches	Plastic	Clear	▶	3SU1900-0EB10-0AA0		1	1 unit 41J
 3SU1900-0EM70-0AA0	Dust caps for ID key-operated switches	Plastic	Clear	5	3SU1900-0EM70-0AA0		1	1 unit 41J
 3SU1900-0EW70-0AA0	Covers for modules	Plastic	Clear	5	3SU1900-0EW70-0AA0		1	1 unit 41J

Commanding and Signaling Devices

SIRIUS ACT Pushbuttons and Indicator Lights

Accessories

Protection/access protection



Product designation Product version	Material	Color	SD	Article No.	Price per PU	PU (UNIT, SET, M)	PS*	PG
Protective collars								
 3SU1900-0DJ10-0AA0	Plastic	Black	5	3SU1900-0DJ10-0AA0		1	1 unit	41J
 3SU1900-0DW10-0AA0	Plastic	Black	3	3SU1900-0DW10-0AA0		1	1 unit	41J
 3SU1950-0DK80-0AA0	Metal	Silver	5	3SU1950-0DK80-0AA0		1	1 unit	41J
 3SU1950-0DL80-0AA0	Metal	Silver	5	3SU1950-0DL80-0AA0		1	1 unit	41J
 3SU1900-0DY30-0AA0	Plastic	Yellow Gray	▶ ▶	3SU1900-0DY30-0AA0 3SU1900-0DY80-0AA0		1 1	1 unit 1 unit	41J 41J
 3SU1900-0JH30-0AA0	Plastic	Yellow	5	3SU1900-0JH30-0AA0		1	1 unit	41J
 3SU1950-0DX30-0AA0	Metal	Yellow Gray	3 5	3SU1950-0DX30-0AA0 3SU1950-0DX80-0AA0		1 1	1 unit 1 unit	41J 41J
 3SU1950-0EX30-0AA0	Plastic	Yellow	5	3SU1900-0EX30-0AA0		1	1 unit	41J

Commanding and Signaling Devices

SIRIUS ACT Pushbuttons and Indicator Lights

Accessories

Protection/access protection

Product designation Product version	Material	Color	SD	Article No.	Price per PU	PU (UNIT, SET, M)	PS*	PG
Protective collars								
 3SU1900-0EA30-0AA0	Plastic	Yellow	5	3SU1900-0EA30-0AA0		1	1 unit	41J
360° protective collars for mushroom pushbuttons 30, 40 and 60 mm								
 3SU1900-0EC10-0AA0	Plastic	Black	▶	3SU1900-0EC10-0AA0		1	1 unit	41J
Protection for sensor switches								

Commanding and Signaling Devices

SIRIUS ACT Pushbuttons and Indicator Lights

Accessories

Protection/access protection

Product version	Material	Color	SD	Article No.	Price per PU	PU (UNIT, SET, M)	PS*	PG
Locking devices								
	Metal	Silver	5	3SU1950-0DM80-0AA0		1	1 unit	41J
3SU1950-0DM80-0AA0	Locking devices for pushbuttons Flat, for raised front ring and raised, castellated front ring							
	Metal	Silver	5	3SU1950-0DN80-0AA0		1	1 unit	41J
3SU1950-0DN80-0AA0	Locking devices for pushbuttons Raised							
	Metal	Silver	5	3SU1950-0DP80-0AA0		1	1 unit	41J
3SU1950-0DP80-0AA0	Locking devices for mushroom pushbuttons D30, D40							
	Metal	Silver	5	3SU1950-0DQ80-0AA0		1	1 unit	41J
3SU1950-0DQ80-0AA0	Locking devices for selectors Short/long actuator, in the left position							
	Metal	Silver	5	3SU1950-0DR80-0AA0		1	1 unit	41J
3SU1950-0DR80-0AA0	Locking devices for selectors Short/long actuator, in the center position							
	Metal	Silver	5	3SU1950-0DS80-0AA0		1	1 unit	41J
3SU1950-0DS80-0AA0	Locking devices for selectors Short/long actuator, in the right position							
	Metal	Silver	5	3SU1950-0DT80-0AA0		1	1 unit	41J
3SU1950-0DT80-0AA0	Locking devices for selectors Short/long actuator, window from center to right, blocked on left							
	Metal	Silver	5	3SU1950-0DU80-0AA0		1	1 unit	41J
3SU1950-0DU80-0AA0	Locking devices for selectors Short/long actuator, window from center to left, blocked on right							
	Metal	Silver	5	3SU1950-0DV80-0AA0		1	1 unit	41J
3SU1950-0DV80-0AA0	Locking device with cover							

Selection and ordering data

Multi-unit packaging, see page 13/16.

Material	Mounting diameter	Color	SD	Article No.	Price per PU	PU (UNIT, SET, M)	PS*	PG
	mm		d					

Sealing plugs¹⁾, 22 mm



3SU1900-0FA10-0AA0

Plastic	22	Black	▶	3SU1900-0FA10-0AA0		1	1 unit	41J
---------	----	-------	---	---------------------------	--	---	--------	-----



3SU1950-0FA80-0AA0

Metal, matte	22	Sand gray	▶	3SU1930-0FA80-0AA0		1	1 unit	41J
Metal, shiny	22	Silver	▶	3SU1950-0FA80-0AA0		1	1 unit	41J
Metal, matte	30	Sand gray	▶	3SU1960-0FA80-0AA0		1	1 unit	41J

¹⁾ The sealing plug is mounted with a holder. Modules might already be mounted on the holder.

Type of product	Mounting diameter	Accessory color	Accessory material	SD	Screw terminals	PU (UNIT, SET, M)	PS*	PG
	mm			d				

USB connections



USB 3.0	22	Black	Plastic	3	3SU1900-0GA10-0AA0	1	1 unit	41J
		Sand gray	Metal/plastic	3	3SU1930-0GA80-0AA0	1	1 unit	41J
		Silver	Metal, shiny	3	3SU1950-0GA80-0AA0	1	1 unit	41J
	30	Sand gray	Metal, matte	3	3SU1960-0GA80-0AA0	1	1 unit	41J



3SU1930-0GA80-0AA0



3SU1960-0GA80-0AA0

RJ45 connections



RJ-45 Cat. 5e	22	Black	Plastic	3	3SU1900-0GB10-0AA0	1	1 unit	41J
		Sand gray	Metal/plastic	3	3SU1930-0GB80-0AA0	1	1 unit	41J
		Silver	Metal, shiny	3	3SU1950-0GB80-0AA0	1	1 unit	41J
		Sand gray	Metal, matte	3	3SU1960-0GB80-0AA0	1	1 unit	41J



3SU1900-0GB10-0AA0







3SU1950-0GB80-0AA0

Commanding and Signaling Devices

SIRIUS ACT Pushbuttons and Indicator Lights

Accessories

Actuators

Material	Color	SD	Article No.	Price per PU	PU (UNIT, SET, M)	PS*	PG
Buttons, flat¹⁾							
For pushbuttons							
	Plastic	Black	▶ 3SU1900-0FT10-0AA0	100	10 units		41J
		Red	▶ 3SU1900-0FT20-0AA0				
		Yellow	▶ 3SU1900-0FT30-0AA0				
		Green	▶ 3SU1900-0FT40-0AA0				
		Blue	▶ 3SU1900-0FT50-0AA0				
		White	▶ 3SU1900-0FT60-0AA0				
3SU1900-0FT20-0AA0							
For illuminated pushbuttons							
	Plastic	Amber	▶ 3SU1901-0FT00-0AA0	100	10 units		41J
		Red	▶ 3SU1901-0FT20-0AA0				
		Yellow	▶ 3SU1901-0FT30-0AA0				
		Green	▶ 3SU1901-0FT40-0AA0				
		Blue	▶ 3SU1901-0FT50-0AA0				
		White	▶ 3SU1901-0FT60-0AA0				
		Clear	▶ 3SU1901-0FT70-0AA0				
		3SU1901-0FT30-0AA0					
Buttons, raised¹⁾							
For pushbuttons							
	Plastic	Black	5 3SU1900-0FS10-0AA0	1	10 units		41J
		Red	5 3SU1900-0FS20-0AA0				
		Yellow	5 3SU1900-0FS30-0AA0				
		Green	5 3SU1900-0FS40-0AA0				
3SU1900-0FS30-0AA0							
For illuminated pushbuttons							
	Plastic	Red	▶ 3SU1901-0FS20-0AA0	1	10 units		41J
		Yellow	5 3SU1901-0FS30-0AA0				
		Green	5 3SU1901-0FS40-0AA0				
		Blue	5 3SU1901-0FS50-0AA0				
		Clear	5 3SU1901-0FS70-0AA0				
3SU1901-0FS40-0AA0							








¹⁾ Buttons are not interchangeable between pushbuttons and illuminated pushbuttons with a raised front ring and with a raised, castellated front ring.

Commanding and Signaling Devices

SIRIUS ACT Pushbuttons and Indicator Lights

Accessories

Actuators

	Material	Key number	Version of RFID coding	Color	SD	Article No.	Price per PU	PU (UNIT, SET, M)	PS*	PG		
RONIS keys												
	Metal	SB30 ¹⁾	--	Silver	▶ 5	3SU1950-0FB80-0AA0		1	1 unit	41J		
		455						1	1 unit	41J		
3SU1950-0FB80-0AA0												
BKS keys												
	Metal	S1 ¹⁾	--	Silver	5	3SU1950-0FD80-0AA0		1	1 unit	41J		
3SU1950-0FD80-0AA0												
O.M.R. keys												
	Metal	73038	--	Blue	3	3SU1950-0FJ50-0AA0		1	1 unit	41J		
		73037		Red	5	3SU1950-0FK20-0AA0		1	1 unit	41J		
		73034		Black	5	3SU1950-0FL10-0AA0		1	1 unit	41J		
		73033		Yellow	5	3SU1950-0FM30-0AA0		1	1 unit	41J		
3SU1950-0FJ50-0AA0												
CES keys												
	Metal	LSG1	--	Silver	▶ 5	3SU1950-0FN80-0AA0		1	1 unit	41J		
		SSG10 ¹⁾						▶ 5	3SU1950-0FP80-0AA0	1	1 unit	41J
		VL5						5	3SU1950-0FQ80-0AA0	1	1 unit	41J
3SU1950-0FP80-0AA0												
IKON keys												
	Metal	360012K1 ¹⁾	--	Silver	5	3SU1950-0FR80-0AA0		1	1 unit	41J		
3SU1950-0FR80-0AA0												
ID keys ID group individual												
	Plastic	--	Individually coded, programmable several times	White	▶	3SU1900-0FU60-0AA0		1	1 unit	41J		
3SU1900-0FU60-0AA0												
ID keys												
	Plastic	--	ID group 1	Green	▶	3SU1900-0FV40-0AA0		1	1 unit	41J		
			ID group 2	Yellow	▶	3SU1900-0FW30-0AA0		1	1 unit	41J		
			ID group 3	Red	▶	3SU1900-0FX20-0AA0		1	1 unit	41J		
			ID group 4	Blue	▶	3SU1900-0FY50-0AA0		1	1 unit	41J		
3SU1900-0FV40-0AA0												

¹⁾ Also available with special lock. Supplement the Article No. with "-Z" and the order code "Y04" and specify the required lock in plain text. Additional price on request.


Commanding and Signaling Devices






SIRIUS ACT Pushbuttons and Indicator Lights

Accessories

Enclosures

Selection and ordering data

Product version	Material	Color	SD	Article No.	Price per PU	PU (UNIT, SET, M)	PS*	PG	
Metric cable glands									
 3SU1900-0HG10-0AA0	M20 for round cable and enclosures With 1 to 3 command points	Plastic	Black	▶	3SU1900-0HG10-0AA0		1	1 unit	41J
	M25 for round cable and enclosure With 4 and 6 command points	Plastic	Black	5	3SU1900-0HH10-0AA0		1	1 unit	41J
	M20 for round cable and AS-i enclosure With 1 to 3 command points with 2-pole connector plug for AS-i module	Plastic	Black	3	3SU1900-0JA10-0AA0		1	1 unit	41J
	M25 for round cable and AS-i enclosure With 4 and 6 command points with 2-pole connector plug for AS-i module	Plastic	Black	3	3SU1900-0JB10-0AA0		1	1 unit	41J
	M20 for round cable and IO-Link enclosure With 1 to 3 command points with 10-pole connector plug for IO-Link	Plastic	Black	▶	3SU1900-0JC10-0AA0		1	1 unit	41J
	M25 for round cable and IO-Link enclosure With 4 and 6 command points with 10-pole connector plug for IO-Link	Plastic	Black	▶	3SU1900-0JD10-0AA0		1	1 unit	41J
	M20 for AS-i shaped cable and AS-i enclosure With 1 to 3 command points with 2-pole connector plug for AS-i module	Plastic	Black	5	3SU1900-0HE10-0AA0		1	1 unit	41J
	M25 for AS-i shaped cable and AS-i enclosure With 4 and 6 command points with 2-pole connector plug for AS-i module	Plastic	Black	5	3SU1900-0HF10-0AA0		1	1 unit	41J
Connection pieces									
 3SU1900-0HJ10-0AA0	For plastic enclosures								
	M20/M20 connection piece For connecting 2 enclosures	Plastic	Black	▶	3SU1900-0HJ10-0AA0		1	1 unit	41J
	M20/M25 connection piece For connecting 2 enclosures	Plastic	Black	5	3SU1900-0HK10-0AA0		1	1 unit	41J
	M25/M25 connection piece For connecting 2 enclosures	Plastic	Black	5	3SU1900-0HL10-0AA0		1	1 unit	41J
 3SU1950-0HJ10-0AA0	For metal enclosures								
	M20/M20 connection piece For connecting 2 enclosures	Metal	Silver	5	3SU1950-0HJ10-0AA0		1	1 unit	41J
	M20/M25 connection piece For connecting 2 enclosures	Plastic	Silver	5	3SU1950-0HK10-0AA0		1	1 unit	41J
	M25/M25 connection piece For connecting 2 enclosures	Plastic	Silver	5	3SU1950-0HL10-0AA0		1	1 unit	41J

Product version	Material	Color	SD	Insulation piercing method		PU (UNIT, SET, M)	PS*	PG	
									Article No.
Adapters for AS-i shaped cable									
 3SU1900-0HX10-0AA0	M20	Plastic	Black	3	3SU1900-0HX10-0AA0	1	1 unit	41J	
	M25			3					3SU1900-0HY10-0AA0
Adapters for tab connection									
For plastic enclosures									
 3SU1930-0HS10-0AA0	Adapter, M12 socket, 4-pole M20 cable entry	Plastic	Black	5	3SU1930-0HA10-0AA0 3SU1930-0HB10-0AA0	1	1 unit	41J	
	M25 cable entry			5					1
	Adapter, M12 plug, 4-pole M20 cable entry	Plastic	Black	5	3SU1930-0HC10-0AA0 3SU1930-0HD10-0AA0	1	1 unit	41J	
	M25 cable entry			5					1
	Adapter, M12 socket, 5-pole M20 cable entry	Plastic	Black	5	3SU1930-0HP10-0AA0 3SU1930-0HQ10-0AA0	1	1 unit	41J	
	M25 cable entry			5					1
	Adapter, M12 plug, 5-pole M20 cable entry	Plastic	Black	5	3SU1930-0HR10-0AA0 3SU1930-0HS10-0AA0	1	1 unit	41J	
	M25 cable entry			5					1
	Adapter, M12 socket, 8-pole M20 cable entry	Plastic	Black	5	3SU1930-0HT10-0AA0 3SU1930-0HU10-0AA0	1	1 unit	41J	
	M25 cable entry			5					1
	Adapter, M12 plug, 8-pole M20 cable entry	Plastic	Black	5	3SU1930-0HV10-0AA0 3SU1930-0HW10-0AA0	1	1 unit	41J	
	M25 cable entry			5					1
For metal enclosures									
 3SU1950-0HA10-0AA0	Adapter, M12 socket, 4-pole M20 cable entry	Metal	Black	5	3SU1950-0HA10-0AA0 3SU1950-0HB10-0AA0	1	1 unit	41J	
	M25 cable entry			5					1
	Adapter, M12 plug, 4-pole M20 cable entry	Metal	Black	5	3SU1950-0HC10-0AA0 3SU1950-0HD10-0AA0	1	1 unit	41J	
	M25 cable entry			5					1
	Adapter, M12 socket, 5-pole M20 cable entry	Metal	Black	5	3SU1950-0HP10-0AA0 3SU1950-0HQ10-0AA0	1	1 unit	41J	
	M25 cable entry			5					1
	Adapter, M12 plug, 5-pole M20 cable entry	Metal	Black	5	3SU1950-0HR10-0AA0 3SU1950-0HS10-0AA0	1	1 unit	41J	
	M25 cable entry			5					1
	Adapter, M12 socket, 8-pole M20 cable entry	Metal	Black	5	3SU1950-0HT10-0AA0 3SU1950-0HU10-0AA0	1	1 unit	41J	
	M25 cable entry			5					1
	Adapter, M12 plug, 8-pole M20 cable entry	Metal	Black	5	3SU1950-0HV10-0AA0 3SU1950-0HW10-0AA0	1	1 unit	41J	
	M25 cable entry			5					1
Enclosure cover monitoring¹⁾									
 3SU1900-0HM10-0AA0	Module with extension plunger	Plastic	Black	3	3SU1900-0HM10-0AA0	1	1 unit	41J	

¹⁾ In addition, a 3SU1400-2AA10-.BA0 contact module is required.



Commanding and Signaling Devices

SIRIUS ACT Pushbuttons and Indicator Lights

Accessories

Miscellaneous accessories

Selection and ordering data






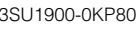
Product designation Product version	Material	Color	SD	Article No.	Price per PU	PU (UNIT, SET, M)	PS*	PG
Miscellaneous accessories								
 3SU1900-0KA10-0AA0	Plastic	Black	5	3SU1900-0KA10-0AA0		100	10 units	41J
 3SU1900-0CK10-0AA0	Plastic	White	▶	3SU1900-0CK10-0AA0		100	10 units	41J
 3SU1900-0KF10-0AA0	Plastic	Black	5	3SU1900-0KF10-0AA0		1	1 unit	41J
 3SU1900-0KG10-0AA0	Plastic	Gray	▶	3SU1900-0KG10-0AA0		1	1 unit	41J
 3SU1950-0JE80-0AA0	Metal	Sand gray	3	3SU1950-0JE80-0AA0		1	1 unit	41J
 3SU1900-0JF10-0AA0	Plastic	Black	5	3SU1900-0JF10-0AA0		1	1 unit	41J
 3SU1900-0JG10-0AA0	Plastic	Black	10	3SU1900-0JG10-0AA0		1	1 unit	41J
 3RK1901-3QA00	Plastic	Black	5	3RK1901-3QA00		100	10 units	42C

Commanding and Signaling Devices

SIRIUS ACT Pushbuttons and Indicator Lights

Accessories

Miscellaneous accessories

Product designation Product version	Material	Color	SD	Article No.	Price per PU	PU (UNIT, SET, M)	PS*	PG
Miscellaneous accessories								
 3SU1900-0KH80-0AA0	Plastic	Black	▶	3SU1900-0KH80-0AA0		1	1 unit	41J
 3SU1950-0KJ80-0AA0	Metal	Silver	▶	3SU1950-0KJ80-0AA0		1	1 unit	41J
 3SU1950-0KB10-0AA0	Metal, shiny	Silver	▶	3SU1950-0KB10-0AA0		1	1 unit	41J
	Metal, matte	Sand gray	▶	3SU1960-0KB10-0AA0		1	1 unit	41J
 3SU1950-0KK80-0AA0	Metal	Silver	5	3SU1950-0KK80-0AA0		100	50 units	41J
 3SU1900-0KL10-0AA0	Plastic	Black	▶	3SU1900-0KL10-0AA0		1	1 unit	41J
 3SU1900-0KP80-0AA0	Flat ribbon cable 7 cores							
		Plastic	Gray	5	3SU1900-0KQ80-0AA0		1	1 unit
	Plastic	Gray	5	3SU1900-0KP80-0AA0		1	1 unit	41J

Commanding and Signaling Devices

SIRIUS 3SB2 Pushbuttons and Indicator Lights, 16 mm

General data

Overview

More information

Industry Mall, see www.siemens.com/product?3SB2

Manual, see <https://support.industry.siemens.com/cs/ww/en/view/107194954>

The 3SB2 pushbuttons and indicator lights are provided for front plate mounting and rear connection with flat connectors. For use on printed circuit boards, contact blocks and lampholders for soldering into the printed circuit board are available. For this purpose, the contact blocks and lampholders with solder pins are also available.

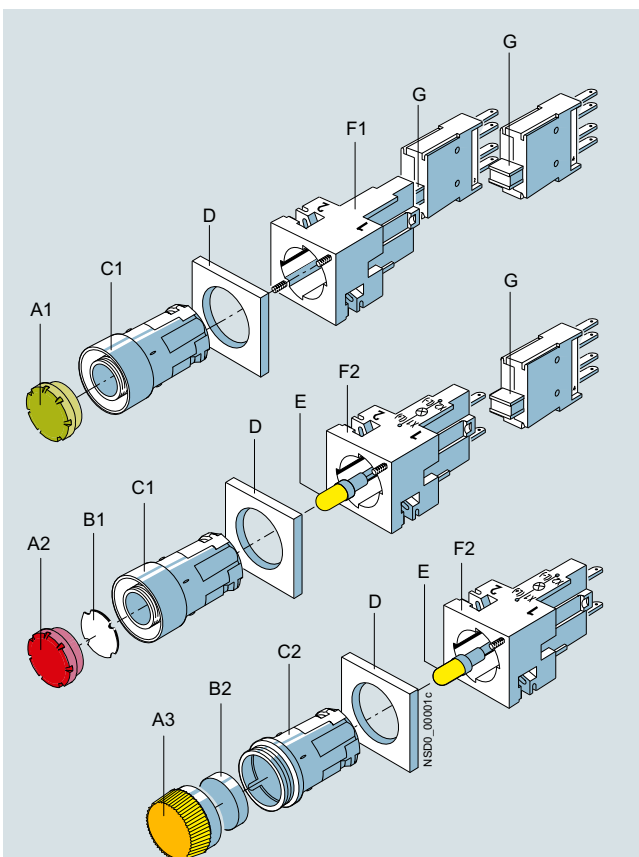
Standards

IEC/EN 60947-1

IEC/EN 60947-5-1

IEC/EN 60947-5-5 for EMERGENCY STOP mushroom pushbuttons

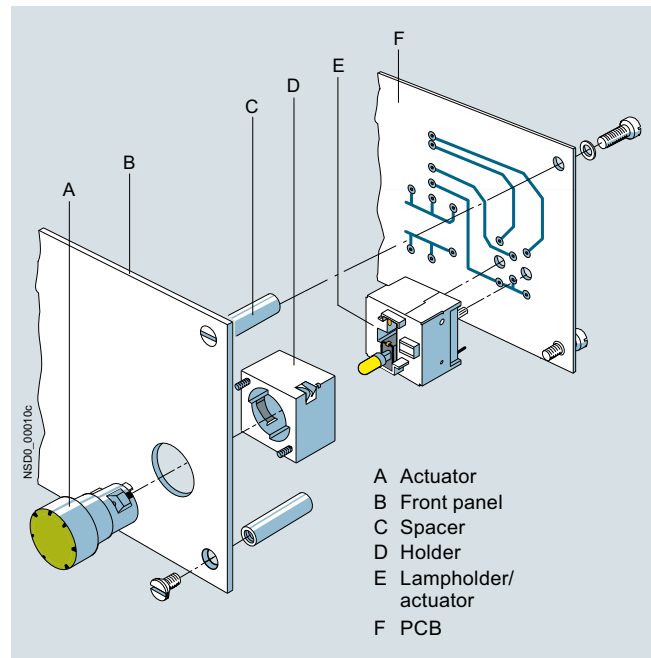
Version with flat connector



- A1 Button, flat
- A2 Illuminated button, flat
- A3 Screw lens for indicator light
- B1 Insert label, for labeling
- B2 Insert cap, for labeling
- C1 Collar with extruded front ring
- C2 Collar for indicator light
- D Frame for rectangular design
- E Wedge base lamp, W2 x 4.6 d
- F1 Holders
- F2 Lampholder with holder
- G Contact blocks (1 NO or 1 NC) for snapping onto the holder or onto the lampholder

PCB mounting

For use on printed circuit boards, special contact blocks and lampholders for soldering into the printed circuit board are available. For this purpose, the contact blocks and lampholders are fitted with 0.8 mm x 0.8 mm solder pins of length 3.5 mm.



- A Actuator
- B Front panel
- C Spacer
- D Holder
- E Lampholder/actuator
- F PCB

Connection methods



Flat connectors



Solder pin connections

The terminals are indicated in the corresponding tables by the symbols shown on orange backgrounds.

Application

The devices are climate-proof and suitable for marine applications.

Safety EMERGENCY STOP pushbuttons according to ISO 13850

For controls according to IEC/EN 60204-1, the mushroom pushbuttons of the 3SB2 series are suitable for use as safety EMERGENCY STOP pushbuttons.

Safety circuits

The IEC/EN 60947-5-1 standard requires positive opening. This means that for the purpose of personal safety, the reliable opening of NC contacts in all safety circuits is expressly prescribed for the electrical equipment of machines and is designated according to IEC 60947-5-1 with the symbol

Category 4 according to EN ISO 13849-1 can be attained with the EMERGENCY STOP mushroom pushbuttons if the corresponding fail-safe evaluation units are selected and correctly installed, e.g. the 3SK11 safety relays, the 3RK3 Modular Safety System (see "Safety Technology", page 11/1 onwards) or matching units from the ASIsafe, SIMATIC or SINUMERIK product ranges.

Commanding and Signaling Devices

SIRIUS 3SB2 Pushbuttons and Indicator Lights, 16 mm

General data

Technical specifications

Type	3SB2	
Contact blocks and lampholders		
Standards	IEC/EN 60947-5-1 IEC/EN 60947-5-5	
Rated insulation voltage U_i	V	250
Conventional thermal current I_{th}	A	10
Rated operational currents I_e at rated operational voltage U_e		
• Alternating current AC-12 - At $U_e = 24 \dots 230$ V	A	10
• Alternating current AC-15 - At $U_e = 24 \dots 230$ V	A	4
• Direct current DC-12 - At $U_e = 24$ V	A	6
- At $U_e = 60$ V	A	5
- At $U_e = 110$ V	A	2.5
- At $U_e = 230$ V	A	1
• Direct current DC-13 - At $U_e = 24$ V	A	3
- At $U_e = 60$ V	A	1.5
- At $U_e = 110$ V	A	0.7
- At $U_e = 230$ V	A	0.3
Contact stability		
• Test voltage/test current	5 V/1 mA	
Lamps		
• Bases	Wedge base W2 x 4.6 d	
• Rated voltage	V	6, 12, 24, 30, 48, 60
• Rated power, max.	W	1
Short-circuit protection weld-free according to IEC 60947-5-1		
• DIAZED fuse links, utilization category gG	10 A TDz, 16 A Dz	
• Miniature circuit breaker with C characteristic according to IEC 60898	10 A	
Electrical endurance		
• For utilization category AC-15 with 3RT10 15 to 3RT10 26 contactors	10 x 10 ⁶ operating cycles	
Mechanical endurance		
	10 x 10 ⁶ operating cycles	
Degree of protection acc. to IEC 60529		
• Connection of contact blocks and lampholders behind the front plate	IP00	
• Contact chambers of the contact blocks behind the front plate	IP40	
Finger safe acc. to IEC 60529 and DGUV Regulation 3		
	With voltages > 50 V AC or 120 V DC, insulating sleeves must be fitted to the unassigned flat connectors.	
Data according to UL and CSA		
Rated voltage		
• Contact blocks	V	250 AC
• Indicator lights (lamp with wedge base W2 x 4.6 d)	V	60; 1 W
Uninterrupted current	A	5
Switching capacity	B 300, R 300	
Actuating and signaling elements		
Mechanical endurance		
• Pushbuttons	10 x 10 ⁶ operating cycles	
• Actuators, rotary or latching	3 x 10 ⁵ operating cycles	
• Illuminated pushbuttons	3 x 10 ⁶ operating cycles	
Climatic withstand capability		
	Climate-proof; suitable for marine applications	
Ambient temperature		
• During operation, non-illuminated devices and complete with LED	°C	-25 ... +70
• During operation, devices with incandescent lamp	°C	-25 ... +60
• During storage, transport	°C	-40 ... +80
Degree of protection acc. to IEC 60529		
• Actuators and indicators	IP65	
• Actuators and indicators with protective cap	IP67	
Protective measures		
• For mounting in metal front plates and enclosures	The actuators and lens assemblies must not be included in the protective measures.	
• For fitting into enclosures with total insulation	The protective measure "Total insulation" is retained.	
Shock resistance acc. to IEC 60068-2-27		
• Shock amplitude	≤ 50 g	
• Shock duration	ms	11
• Shock form	Half-sine	

Commanding and Signaling Devices

SIRIUS 3SB2 Pushbuttons and Indicator Lights, 16 mm

General data

Configuration

Design

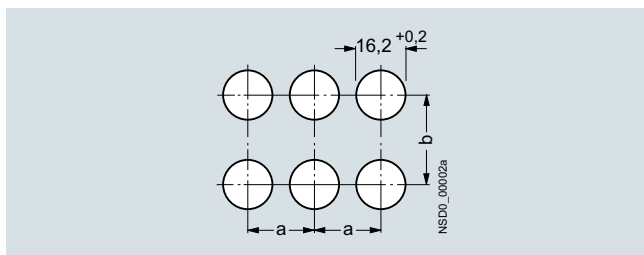
Two design versions can be mounted:

- Round design: The 3SB2 pushbuttons and indicator lights are assembled with the modules – actuator, holder, contact block and lampholder. Depending on the specific application, various versions can be assembled. Complete units are offered for the most commonly used applications.
- Square design: With square, black frames the round units can be given a square look. The frames are inserted underneath the round actuators. Further mounting is the same as for the round version.

Mounting and fixing:

Mounting dimensions according to EN 50007

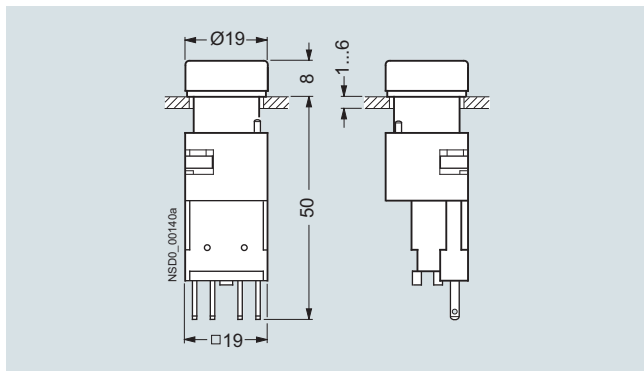
(does not apply to EMERGENCY STOP mushroom pushbuttons)



Minimum clearance	a	b
Round design	19	19
Square design without labeling plate	21	21
Round and square design with labeling plate	21	32
For 2 selectors with 3 switch positions, latching, side by side	21	21

For mounting, the actuator or the lens assembly is inserted from the front into the hole in the front plate. Four small nubs ensure a secure fitting in the hole. The holder is plugged on from the back and snaps automatically into place. The module is fixed to the holder with two screws so that it is immune to vibrations.

One or two contact blocks can be mounted on the holder. They are inserted into the holder with slide slots and held down with two snap brackets.



Pushbutton (flat) with holder and contact block

If a command point is fitted with an indicator light or illuminated pushbutton, a lamp socket with lampholder must be used instead of a holder. It is suitable for incandescent lamps or LEDs with bases of type W2 x 4.6d.

PCB mounting

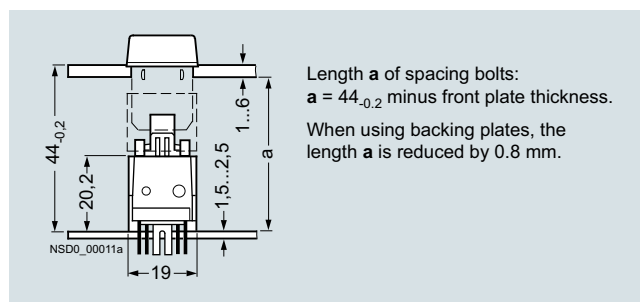
The command point comprises the actuator – e.g. 3SB2 pushbutton, illuminated pushbutton or indicator light –, which is mounted in the front plate, and a contact block and a lampholder which are soldered to the PCB. For this purpose, the contact blocks and lampholders are fitted with 0.8 mm x 0.8 mm solder pins of length 3.5 mm.

Mounting and fixing:

Mounting dimensions according to EN 50007

The actuators are mounted in the same way as 3SB2 front plate mounting devices.

The contact blocks and lampholders are plugged into the printed circuit board by means of their solder pins and can be flow-soldered. After soldering, the devices must be flush with the board and perpendicular to it. The printed circuit board must be supported on spacing bolts so that it cannot sag or bend more than 0.1 mm.

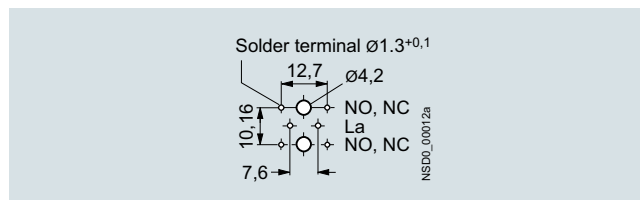


Illuminated pushbutton with solder pin connection

To avoid bending the PCB when the control device is operated, sufficient spacing bolts must be provided as shown in the table below:

PCB thickness	Max. distance between spacing bolts
1.5 mm	80 mm
2.5 mm	150 mm
When using EMERGENCY STOP pushbuttons	Always 50 mm

These details are based on epoxy resin glass fiber mat.





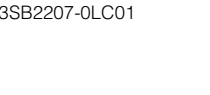
Solder pin spacing

Commanding and Signaling Devices

SIRIUS 3SB2 Pushbuttons and Indicator Lights, 16 mm

Complete units

Selection and ordering data

Version	Contact blocks	Color of actuator	SD	Flat connectors	Price per PU	PU (UNIT, SET, M)	PS*	PG		
			d	Article No.						
 3SB2202-0AE01	Pushbuttons with flat button			1 NO	Black	2	3SB2202-0AB01	1	1 unit	41J
				1 NC	Black	10	3SB2203-0AB01	1	1 unit	41J
				1 NC	Red	2	3SB2203-0AC01	1	1 unit	41J
				1 NO	Yellow	10	3SB2202-0AD01	1	1 unit	41J
				1 NO	Green	2	3SB2202-0AE01	1	1 unit	41J
				1 NO	Blue	10	3SB2202-0AF01	1	1 unit	41J
				1 NO	White	2	3SB2202-0AG01	1	1 unit	41J
				1 NO	Clear ¹⁾	10	3SB2202-0AH01	1	1 unit	41J
	Illuminated pushbuttons with flat button			1 NC	Red	2	3SB2207-0AC01	1	1 unit	41J
	Lampholders W2 x 4.6 d without lamp ²⁾			1 NO	Yellow ¹⁾	10	3SB2206-0AD01	1	1 unit	41J
			1 NO	Green	2	3SB2206-0AE01	1	1 unit	41J	
			1 NO	Blue	10	3SB2206-0AF01	1	1 unit	41J	
			1 NO	Clear ¹⁾	2	3SB2206-0AH01	1	1 unit	41J	
Illuminated pushbuttons with flat button			1 NC	Red	2	3SB2227-0AC01	1	1 unit	41J	
Lampholders W2 x 4.6 d with 24 V incandescent lamp			1 NO	Yellow ¹⁾	10	3SB2226-0AD01	1	1 unit	41J	
			1 NO	Green	2	3SB2226-0AE01	1	1 unit	41J	
			1 NO	Blue	10	3SB2226-0AF01	1	1 unit	41J	
			1 NO	Clear ¹⁾	2	3SB2226-0AH01	1	1 unit	41J	
 3SB2207-0LC01	Pushbuttons with raised button			1 NO	Black	10	3SB2202-0LB01	1	1 unit	41J
				1 NC	Red	10	3SB2203-0LC01	1	1 unit	41J
				1 NO	Yellow	10	3SB2202-0LD01	1	1 unit	41J
				1 NO	Blue	10	3SB2202-0LF01	1	1 unit	41J
				1 NO	Clear ¹⁾	10	3SB2202-0LH01	1	1 unit	41J
	Illuminated pushbuttons with raised button			1 NC	Red	10	3SB2207-0LC01	1	1 unit	41J
	Lampholders W2 x 4.6 d without lamp ²⁾			1 NO	Yellow ¹⁾	10	3SB2206-0LD01	1	1 unit	41J
				1 NO	Green	10	3SB2206-0LE01	1	1 unit	41J
				1 NO	Blue	10	3SB2206-0LF01	1	1 unit	41J
				1 NO	Clear ¹⁾	10	3SB2206-0LH01	1	1 unit	41J
 3SB2227-0LC01	Illuminated pushbuttons with raised button			1 NC	Red	10	3SB2227-0LC01	1	1 unit	41J
	Lampholder W2 x 4.6 d with 24 V incandescent lamp			1 NO	Yellow ¹⁾	10	3SB2226-0LD01	1	1 unit	41J
				1 NO	Green	10	3SB2226-0LE01	1	1 unit	41J
				1 NO	Blue	10	3SB2226-0LF01	1	1 unit	41J
				1 NO	Clear ¹⁾	10	3SB2226-0LH01	1	1 unit	41J
	EMERGENCY STOP mushroom pushbuttons acc. to ISO 13850, latching³⁾			1 NC	Red	2	3SB2203-1AC01	1	1 unit	41J
	Latches automatically when pressed; unlatches by turning the mushroom head counterclockwise, with yellow backing plate with inscription "NOT-HALT"									

⊖ Positive opening according to IEC 60947-5-1, Appendix K. Can be used with 3SK11 safety relays or the 3RK3 Modular Safety System, see page 11/1 onwards. Certificate:



¹⁾ Inscription is possible by inserting a label.







²⁾ Wedge base lamps, see Accessories, page 13/166.







³⁾ The mushroom pushbutton cannot be combined with 3SB2902-0AB backing plate or 3SB2902-0AA single frame.

Commanding and Signaling Devices


SIRIUS 3SB2 Pushbuttons and Indicator Lights, 16 mm

Complete units

Version	Contact blocks	Color of actuator	SD	Flat connectors		PU (UNIT, SET, M)	PS*	PG
				Article No.	Price per PU			
 3SB2202-2AC01	Selectors,	1 NO	Black	2	3SB2202-2AB01 3SB2202-2AC01 3SB2202-2AE01 3SB2202-2AG01	1	1 unit	41J
	2 switch positions	1 NO	Red	10		1	1 unit	41J
	Switching sequence O-I,	1 NO	Green	10		1	1 unit	41J
	operating angle 62°,	1 NO	White	10		1	1 unit	41J
	latching							
								
 3SB2210-2DB01	Selectors,	1 NO, 1 NO	Black	2	3SB2210-2DB01 3SB2210-2DC01 3SB2210-2DE01 3SB2210-2DG01	1	1 unit	41J
	3 switch positions	1 NO, 1 NO	Red	10		1	1 unit	41J
	Switching sequence I-O-II,	1 NO, 1 NO	Green	10		1	1 unit	41J
	2 × operating angle 62°,	1 NO, 1 NO	White	10		1	1 unit	41J
	latching							
								
 3SB2210-2EB01	Selectors,	1 NO, 1 NO	Black	2	3SB2210-2EB01 3SB2210-2EC01 3SB2210-2EE01 3SB2210-2EG01	1	1 unit	41J
	3 switch positions	1 NO, 1 NO	Red	10		1	1 unit	41J
	Switching sequence I-O-II,	1 NO, 1 NO	Green	10		1	1 unit	41J
	2 × operating angle 50°,	1 NO, 1 NO	White	10		1	1 unit	41J
	momentary contact							
								

Version	Contact blocks	Lock No.	Key removal position	SD	Flat connectors		PU (UNIT, SET, M)	PS*	PG	
					Article No.	Price per PU				
 3SB2202-4LB01	CES key-operated switches¹⁾,	1 NO	SB2	O	2	3SB2202-4LA01 3SB2202-4LB01	1	1 unit	41J	
	2 switch positions	1 NO	SB2	O + I	10		1	1 unit	41J	
	Switching sequence O-I,									
operating angle 62°,										
latching										
										
 3SB2210-4PA01	CES key-operated switches¹⁾,	1 NO, 1 NO	SB2	O	10	3SB2210-4PA01 3SB2210-4PB01	1	1 unit	41J	
	3 switch positions	1 NO, 1 NO	SB2	I + O + II	10		1	1 unit	41J	
	Switching sequence I-O-II,									
2 × operating angle 62°,										
latching										
										
 3SB2210-4QA01	CES key-operated switches¹⁾,	1 NO, 1 NO	SB2	O	10	3SB2210-4QA01	1	1 unit	41J	
	3 switch positions									
	Switching sequence I-O-II,									
2 × operating angle 50°,										
momentary contact										
										

¹⁾ Also available with additional locking systems. The article number must be supplemented with "-Z", the order code "Y01" and the required lock number.

Version	Color of screw lens	SD	Flat connectors		PU (UNIT, SET, M)	PS*	PG
			Article No.	Price per PU			
 3SB2224-6BE06	Indicator lights	Red	2	3SB2204-6BC06 3SB2204-6BD06 3SB2204-6BE06 3SB2204-6BG06 3SB2204-6BH06 3SB2224-6BC06 3SB2224-6BD06 3SB2224-6BE06 3SB2224-6BG06 3SB2224-6BH06	1	1 unit	41J
	Lampholders W2 x 4.6 d	Yellow	10		1	1 unit	41J
	without lamp ¹⁾	Green	2		1	1 unit	41J
		White	2		1	1 unit	41J
		Clear	10		1	1 unit	41J
	Indicator lights	Red	2		1	1 unit	41J
	Lampholders W2 x 4.6 d	Yellow	10		1	1 unit	41J
	with 24 V incandescent lamp	Green	2		1	1 unit	41J
		White	2		1	1 unit	41J
		Clear	10		1	1 unit	41J

¹⁾ For wedge base lamps, see "Accessories", page 13/166.




* You can order this quantity or a multiple thereof. Illustrations are approximate

Commanding and Signaling Devices

SIRIUS 3SB2 Pushbuttons and Indicator Lights, 16 mm

Actuating and signaling elements

Selection and ordering data








Version	Color of actuator	SD	Article No.	Price per PU	PU (UNIT, SET, M)	PS*	PG
d							
Pushbuttons							
	Pushbuttons with flat button	Black	2	3SB2000-0AB01	1	1 unit	41J
		Red	2	3SB2000-0AC01	1	1 unit	41J
		Yellow	10	3SB2000-0AD01	1	1 unit	41J
		Green	2	3SB2000-0AE01	1	1 unit	41J
		Blue	2	3SB2000-0AF01	1	1 unit	41J
		White, Clear ¹⁾	2	3SB2000-0AG01	1	1 unit	41J
			10	3SB2000-0AH01	1	1 unit	41J
3SB2000-0AF01	Illuminated pushbuttons with flat button	Red	2	3SB2001-0AC01	1	1 unit	41J
		Yellow ¹⁾	10	3SB2001-0AD01	1	1 unit	41J
		Green	2	3SB2001-0AE01	1	1 unit	41J
		Blue	10	3SB2001-0AF01	1	1 unit	41J
		White, Clear ¹⁾	2	3SB2000-0AG01	1	1 unit	41J
			10	3SB2000-0AH01	1	1 unit	41J
	Pushbuttons with raised button	Black	10	3SB2000-0LB01	1	1 unit	41J
		Red	10	3SB2000-0LC01	1	1 unit	41J
		Yellow	10	3SB2000-0LD01	1	1 unit	41J
		Blue	10	3SB2000-0LF01	1	1 unit	41J
		White, Clear ¹⁾	10	3SB2000-0LG01	1	1 unit	41J
			10	3SB2000-0LH01	1	1 unit	41J
3SB2000-0LF01	Illuminated pushbuttons with raised button	Red	10	3SB2001-0LC01	1	1 unit	41J
		Yellow ¹⁾	10	3SB2001-0LD01	1	1 unit	41J
		Green	2	3SB2001-0LE01	1	1 unit	41J
		Blue	10	3SB2001-0LF01	1	1 unit	41J
		White, Clear ¹⁾	10	3SB2000-0LH01	1	1 unit	41J
	EMERGENCY STOP mushroom pushbuttons acc. to ISO 13850, latching²⁾	Red	2	3SB2000-1AC01	1	1 unit	41J
	Latches automatically when pressed; unlatches by turning the mushroom head counterclockwise						

¹⁾ Inscription is possible by inserting a label.

²⁾ The mushroom pushbutton cannot be combined with 3SB2902-0AB backing plate or 3SB2902-0AA single frame.

Version	Color of actuator	SD	Article No.	Price per PU	PU (UNIT, SET, M)	PS*	PG
d							

Selectors

	Selectors with 2 switch positions		Black	2	3SB2000-2AB01	1	1 unit	41J
	Switching sequence O-I, operating angle 62°, latching		Red	10	3SB2000-2AC01	1	1 unit	41J
			Green	10	3SB2000-2AE01	1	1 unit	41J
			White	10	3SB2000-2AG01	1	1 unit	41J
3SB2000-2AC01	Selectors with 2 switch positions		Black	10	3SB2000-2BB01	1	1 unit	41J
	Switching sequence O-I, operating angle 50°, momentary contact (reset from the right)		Red	10	3SB2000-2BC01	1	1 unit	41J
			Green	10	3SB2000-2BE01	1	1 unit	41J
	Selectors with 2 switch positions		Black	10	3SB2000-2HB01	1	1 unit	41J
	Switching sequence O-I, operating angle 90°, latching		Red	10	3SB2000-2HC01	1	1 unit	41J
			Green	10	3SB2000-2HE01	1	1 unit	41J
			White	10	3SB2000-2HG01	1	1 unit	41J
	Selectors with 3 switch positions		Black	2	3SB2000-2DB01	1	1 unit	41J
	Switching sequence I-O-II, operating angle 2 x 62°, latching		Red	10	3SB2000-2DC01	1	1 unit	41J
			Green	10	3SB2000-2DE01	1	1 unit	41J
			White	10	3SB2000-2DG01	1	1 unit	41J
	Selectors with 3 switch positions		Black	2	3SB2000-2EB01	1	1 unit	41J
	Switching sequence I-O-II, operating angle 2 x 50°, momentary contact		Red	10	3SB2000-2EC01	1	1 unit	41J
			Green	10	3SB2000-2EE01	1	1 unit	41J
			White	10	3SB2000-2EG01	1	1 unit	41J
	Selectors with 3 switch positions		Black	10	3SB2000-2JB01	1	1 unit	41J
Switching sequence I-O-II, operating angle 2 x 90°, latching								

Commanding and Signaling Devices

SIRIUS 3SB2 Pushbuttons and Indicator Lights, 16 mm

Actuating and signaling elements

Version	Lock No.	Key removal position	SD	Article No.	Price per PU	PU (UNIT, SET, M)	PS*	PG
---------	----------	----------------------	----	-------------	--------------	-------------------	-----	----

Key-operated switches



3SB2000-4LB01

Version	Lock No.	Key removal position	SD	Article No.	Price per PU	PU (UNIT, SET, M)	PS*	PG	
CES key-operated switches¹⁾ with 2 keys, 2 switch positions Switching sequence O-I, operating angle 62°, latching	SB2	O+I O	10	3SB2000-4LB01		1	1 unit	41J	
			2	3SB2000-4LA01		1	1 unit	41J	
	CES key-operated switches¹⁾ with 2 keys, 2 switch positions Switching sequence O-I, operating angle 50°, momentary contact	SB2	O	10	3SB2000-4MA01		1	1 unit	41J
				2					
CES key-operated switches¹⁾ with 2 keys, 3 switch positions Switching sequence I-O-II, operating angle 2 x 62°, latching	SB2	I+O+II O	10	3SB2000-4PB01		1	1 unit	41J	
			10	3SB2000-4PA01		1	1 unit	41J	
CES key-operated switches¹⁾ with 2 keys, 3 switch positions Switching sequence I-O-II, operating angle 2 x 50°, momentary contact	SB2	O	10	3SB2000-4QA01		1	1 unit	41J	

¹⁾ Also available with additional locking systems. The article number must be supplemented with "-Z", the order code "Y01" and the required lock number.

Version	Color of screw lens	SD	Article No.	Price per PU	PU (UNIT, SET, M)	PS*	PG
---------	---------------------	----	-------------	--------------	-------------------	-----	----

Indicator lights



3SB2001-6BD06

Version	Color of screw lens	SD	Article No.	Price per PU	PU (UNIT, SET, M)	PS*	PG
Indicator lights with concentric rings (Inscription with insert caps is not possible)	Red	2	3SB2001-6BC06		1	1 unit	41J
	Yellow	10	3SB2001-6BD06		1	1 unit	41J
	Green	2	3SB2001-6BE06		1	1 unit	41J
	Blue	10	3SB2001-6BF06		1	1 unit	41J
	White	2	3SB2001-6BG06		1	1 unit	41J
	Clear	10	3SB2001-6BH06		1	1 unit	41J
Indicator lights, smooth For inscription with insert caps ¹⁾	Red	10	3SB2001-6CC06		1	1 unit	41J
	Yellow	10	3SB2001-6CD06		1	1 unit	41J
	Green	10	3SB2001-6CE06		1	1 unit	41J
	Blue	10	3SB2001-6CF06		1	1 unit	41J
	Clear	10	3SB2001-6CH06		1	1 unit	41J




¹⁾ For insert caps, see [Accessories](#), page 13/163.

Commanding and Signaling Devices


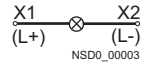

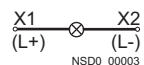


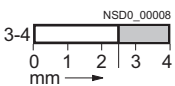


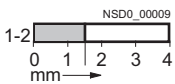
SIRIUS 3SB2 Pushbuttons and Indicator Lights, 16 mm

Contact blocks and lampholders

Selection and ordering data

Version	Graphic symbols	Operating travel	SD	Flat connectors	PU (UNIT, SET, M)	PS*	PG
		 Contact closed  Contact open					
			d	Article No.	Price per PU		

Contact blocks and lampholders with flat connectors 2 × 2.8-0.8 mm according to IEC 60760

 3SB2908-0AA	Holders for fixing the actuator and the contact blocks Holders for 2 contact blocks Inscription with identification number 1-2		2	3SB2908-0AA	1	5 units	41J	
	Lampholders with holder for fixing the actuator and the contact blocks Lampholders W2 x 4.6 d without lamp  <small>NSD0_00003</small>		2	3SB2304-2A	1	1 unit	41J	
 3SB2304-2A	Lampholders W2 x 4.6 d  <small>NSD0_00003</small>		10	3SB2304-2F	1	1 unit	41J	
	<ul style="list-style-type: none"> • With 6 V incandescent lamp • With 24 V incandescent lamp 		10	3SB2304-2H	1	1 unit	41J	
 3SB2404-0B	Contact blocks for fixing in the holder or lampholder Contact blocks with one contact¹⁾							
	1 NO		 <small>NSD0_00008</small>	2	3SB2404-0B	1	1 unit	41J
	1 NC 		 <small>NSD0_00009</small>	2	3SB2404-0C	1	1 unit	41J

⊖ Positive opening according to IEC 60947-5-1, Appendix K.
 Can be used with 3SK11 safety relays or the 3RK3 Modular Safety System,
 see page 11/1 onwards.
 Certificate:






¹⁾ For plug-in and insulating sleeves, see Accessories, page 13/167.

Commanding and Signaling Devices



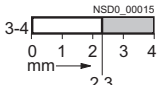

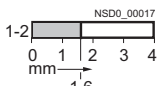

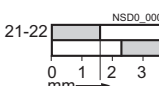

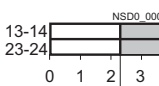

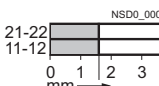
SIRIUS 3SB2 Pushbuttons and Indicator Lights, 16 mm





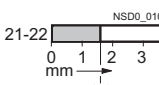
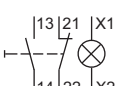
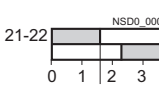


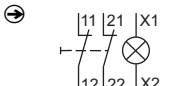

Contact blocks and lampholders

Version	Graphic symbols	Operating travel	SD	Solder pin connections	PU (UNIT, SET, M)	PS*	PG
		 Contact closed  Contact open					
			d	Article No.	Price per PU		

Contact blocks and lampholders with solder pins

 3SB2908-0AB	Holders for contact block with solder pins For mounting the actuators in the front panel		10	3SB2908-0AB	1	5 units	41J
	Lampholders Wedge base W2 x 4.6 d ¹⁾	(L+) X1  (L-) X2	10	3SB2455-2A	1	1 unit	41J

Contact blocks							
 3SB2455-0B	1 NO			10	3SB2455-0B	1	1 unit 41J
	1 NC			10	3SB2455-0C	1	1 unit 41J
	1 NO + 1 NC			10	3SB2455-0J	1	1 unit 41J
	1 NO + 1 NO			10	3SB2455-0E	1	1 unit 41J
	1 NC + 1 NC			10	3SB2455-0F	1	1 unit 41J

Contact blocks and lampholders, wedge base W2 x 4.6 d ¹⁾							
 3SB2455-1B	1 NO			10	3SB2455-1B	1	1 unit 41J
	1 NC			10	3SB2455-1C	1	1 unit 41J
	1 NO + 1 NC			10	3SB2455-1J	1	1 unit 41J
	1 NO + 1 NO			10	3SB2455-1E	1	1 unit 41J
	1 NC + 1 NC			10	3SB2455-1F	1	1 unit 41J

⊕ Positive opening according to IEC 60947-5-1, Appendix K.
 Can be used with 3SK11 safety relays or the 3RK3 Modular Safety System,
 see page 11/1 onwards.
 Certificate:



¹⁾ The lamp is not included in the scope of supply.

Commanding and Signaling Devices

SIRIUS 3SB2 Pushbuttons and Indicator lights, 16 mm

Accessories and Spare Parts

Insert labels and insert caps

Overview

Clear pushbuttons, illuminated pushbuttons and indicator lights can be fitted with insert labels and caps for identification purposes.








The insert labels and insert caps are made of a milky-transparent plastic with black lettering; they can be fitted in any 90° angle.

Inscription

The inscriptions have upper case initial letters. Graphic symbols, including those not listed in the catalog, are according to ISO 7000 or IEC 60417.

For customized inscriptions, see "Options", page 13/164.

Selection and ordering data
























Inscription/symbol	Symbol No.	SD	Insert labels		PU (UNIT, SET, M)	PS*	PG	
			For pushbuttons and illuminated pushbuttons, flat	Article No.				Price per PU
For self-inscription								
 Blank	--	10		3SB2901-4AA	100	10 units	41J	
With inscription								
 3SB2901-4AB	Ein	--	10	3SB2901-4AB	100	10 units	41J	
	Aus	--	10	3SB2901-4AC	100	10 units	41J	
	Auf	--	10	3SB2901-4AD	100	10 units	41J	
	Ab	--	10	3SB2901-4AE	100	10 units	41J	
	Vor	--	10	3SB2901-4AF	100	10 units	41J	
 3SB2901-4EB	Zurück	--	10	3SB2901-4AG	100	10 units	41J	
	Rechts	--	10	3SB2901-4AH	100	10 units	41J	
	Links	--	10	3SB2901-4AJ	100	10 units	41J	
	Halt	--	10	3SB2901-4AK	100	10 units	41J	
	Zu	--	10	3SB2901-4AL	100	10 units	41J	
	Langsam	--	10	3SB2901-4AN	100	10 units	41J	
	Störung	--	10	3SB2901-4AQ	100	10 units	41J	
	On	--	10	3SB2901-4EB	100	10 units	41J	
	Start	--	10	3SB2901-4EK	100	10 units	41J	
Stop	--	10	3SB2901-4EL	100	10 units	41J		
Reset	--	10	3SB2901-4EM	100	10 units	41J		
Test	--	10	3SB2901-4EN	100	10 units	41J		
0	--	10	3SB2901-4RA	100	10 units	41J		
1	--	10	3SB2901-4RB	100	10 units	41J		
2	--	10	3SB2901-4RC	100	10 units	41J		
3	--	10	3SB2901-4RD	100	10 units	41J		
4	--	10	3SB2901-4RE	100	10 units	41J		
5	--	10	3SB2901-4RF	100	10 units	41J		
6	--	10	3SB2901-4RG	100	10 units	41J		
7	--	10	3SB2901-4RH	100	10 units	41J		
8	--	10	3SB2901-4RJ	100	10 units	41J		
9	--	10	3SB2901-4RK	100	10 units	41J		
Graphic ON/OFF symbols								
	O (Off)		5008 IEC	10	3SB2901-4MB	100	10 units	41J
	I (On)		5007 IEC	10	3SB2901-4MC	100	10 units	41J
	II (On)		--	10	3SB2901-4MD	100	10 units	41J

Commanding and Signaling Devices

SIRIUS 3SB2 Pushbuttons and Indicator lights, 16 mm

Accessories and Spare Parts

Insert labels and insert caps















Inscription/symbol	Symbol No.	SD	Insert labels For pushbuttons and illuminated pushbuttons, flat	PU (UNIT, SET, M)	PS*	PG
			Article No.	Price per PU		
Graphic equipment symbols						
 3SB2901-4PA	Electric motor		0011 ISO	10	3SB2901-4PA	100 10 units 41J
	Horn		5014 IEC	10	3SB2901-4PB	100 10 units 41J
	Pump		0134 ISO	10	3SB2901-4PD	100 10 units 41J
	Coolant pump		0355 ISO	10	3SB2901-4PE	100 10 units 41J
Graphic motion symbols						
 3SB2901-4NA	Motion in direction of arrow (straight)		5022 IEC	10	3SB2901-4NA	100 10 units 41J
	Motion in direction of arrow (diagonal)		--	10	3SB2901-4NB	100 10 units 41J
	Clockwise rotation		0004 ISO	10	3SB2901-4NC	100 10 units 41J
	Counterclockwise rotation		--	10	3SB2901-4ND	100 10 units 41J
	Fast motion		0266 ISO	10	3SB2901-4NE	100 10 units 41J
	Increase (plus)		5005 IEC	10	3SB2901-4NG	100 10 units 41J
	Decrease (minus)		5006 IEC	10	3SB2901-4MC	100 10 units 41J
Graphic control symbols						
 3SB2901-4QK	Clamp		--	10	3SB2901-4QB	100 10 units 41J
	Release		--	10	3SB2901-4QC	100 10 units 41J
	Brake off		0021 ISO	10	3SB2901-4QE	100 10 units 41J
	Lock		0022 ISO	10	3SB2901-4QF	100 10 units 41J
	Unlock		0023 ISO	10	3SB2901-4QG	100 10 units 41J
	On/Off, momentary contact type		5011 IEC	10	3SB2901-4QJ	100 10 units 41J
	Manual operation		0096 ISO	10	3SB2901-4QK	100 10 units 41J
	Automatic sequence		0017 ISO	10	3SB2901-4QL	100 10 units 41J
Customized inscriptions						
	Any inscription 1 line of text with up to 6 characters with 3 mm font height. Please add the appropriate order code to the article number and specify the line of text required.				3SB2901-4AZ K0Y K1Y or K2Y K5Y	
	Other graphic symbols Please add the order code "K3Y" to the article number and specify the serial number and the applied standard (ISO 7000 or IEC 60417).				3SB2901-4AZ K3Y	
	Any inscription or symbol Please add the order code "K9Y" to the article number and specify the inscription or the symbol required.				3SB2901-4AZ K9Y	

Commanding and Signaling Devices

SIRIUS 3SB2 Pushbuttons and Indicator lights, 16 mm

Accessories and Spare Parts

Insert labels and insert caps





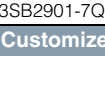
Inscription/symbol	Symbol No.	SD	Insert caps For pushbuttons and illuminated pushbuttons, raised Article No.	Price per PU	PU (UNIT, SET, M)	PS*	PG	
For self-inscription								
 3SB2901-5AA	Blank	--	10	3SB2901-5AA	100	10 units	41J	
With inscription								
 3SB2901-5EB	On	--	10	3SB2901-5EB	100	10 units	41J	
	Aus	--	10	3SB2901-5AC	100	10 units	41J	
	Auf	--	10	3SB2901-5AD	100	10 units	41J	
	Zu	--	10	3SB2901-5AL	100	10 units	41J	
	0	--	10	3SB2901-5RA	100	10 units	41J	
 3SB2901-5AC	1	--	10	3SB2901-5RB	100	10 units	41J	
	2	--	10	3SB2901-5RC	100	10 units	41J	
	3	--	10	3SB2901-5RD	100	10 units	41J	
	4	--	10	3SB2901-5RE	100	10 units	41J	
	5	--	10	3SB2901-5RF	100	10 units	41J	
	6	--	10	3SB2901-5RG	100	10 units	41J	
	7	--	10	3SB2901-5RH	100	10 units	41J	
	8	--	10	3SB2901-5RJ	100	10 units	41J	
	9	--	10	3SB2901-5RK	100	10 units	41J	
Graphic ON/OFF symbols								
	O (Off)		5008 IEC	10	3SB2901-5MB	100	10 units	41J
	I (On)		5007 IEC	10	3SB2901-5MC	100	10 units	41J
Graphic motion symbols								
 3SB2901-5NA	Motion in direction of arrow		5022 IEC	10	3SB2901-5NA	100	10 units	41J
	Motion in direction of arrow		--	10	3SB2901-5NB	100	10 units	41J
	Increase (plus)		5005 IEC	10	3SB2901-5NG	100	10 units	41J
	Decrease (minus)		5006 IEC	10	3SB2901-5MC	100	10 units	41J
Graphic control symbols								
	Clamp		--	10	3SB2901-5QB	100	10 units	41J
	Release		--	10	3SB2901-5QC	100	10 units	41J
Customized inscriptions								
	Any inscription			3SB2901-5AZ				
	1 line of text with up to 6 characters with 3 mm font height. Please add the appropriate order code to the article number and specify the line of text required.			K0Y K1Y or K2Y K5Y				
	Other graphic symbols			3SB2901-5AZ				
Please add the order code " K3Y " to the article number and specify the serial number and the applied standard (ISO 7000 or IEC 60417).			K3Y					
Any inscription or symbol			3SB2901-5AZ					
Please add the order code " K9Y " to the article number and specify the inscription or the symbol required.			K9Y					

Commanding and Signaling Devices

SIRIUS 3SB2 Pushbuttons and Indicator lights, 16 mm

Accessories and Spare Parts

Insert labels and insert caps

Inscription/symbol	Symbol No.	SD	Insert caps For indicator lights		PU (UNIT, SET, M)	PS*	PG
			Article No.	Price per PU			
For self-inscription							
 Blank	--	10	3SB2901-7AA		100	10 units	41J
With inscription							
 Betrieb	--	10	3SB2901-7AP		100	1 unit	41J
 Störung	--	10	3SB2901-7AQ		100	10 units	41J
Graphic symbols							
 Pump	0134 ISO	10	3SB2901-7PD		100	10 units	41J
 Manual operation	0096 ISO	10	3SB2901-7QK		100	10 units	41J
Customized inscriptions							
Any inscription 1 line of text with up to 6 characters with 3 mm font height. Please add the appropriate order code to the article number and specify the line of text required.			3SB2901-7AZ K0Y K1Y or K2Y K5Y				
Other graphic symbols Please add the order code " K3Y " to the article number and specify the serial number and the applied standard (ISO 7000 or IEC 60417).			3SB2901-7AZ K3Y				
Any inscription or symbol Please add the order code " K9Y " to the article number and specify the inscription or the symbol required.			3SB2901-7AZ K9Y				

Options

Customized inscriptions

Labels and caps can be inscribed with text and symbols not listed in the ordering data. Append the following order codes to the article number:

- Text line in upper/lower case, always upper case for beginning of line (e.g. "Lift"): **K0Y**
- Text line in upper case (e.g. "LIFT"): **K1Y**
- Text line in lower case (e.g. "lift"): **K2Y**
- Text line in upper/lower case, all words begin with upper case letters (e.g. "Lift Out"): **K5Y**
- Symbol with number according to ISO 7000 or IEC 60417: **K3Y**
- Any inscription or symbols according to order form supplement: **K9Y**

When ordering, specify the required inscription in plain text in addition to the article number and order code. In the case of special inscriptions with words in languages other than German, give the exact spelling and specify the language.

One line with up to 6 characters with 3 mm font height is possible for the inscription (see ordering example 1).

Symbols can also be ordered with numbers according to ISO 7000 or IEC 60417 (see ordering example 2 and 3).

For special symbols (order code K9Y), a CAD drawing in DXF format can be submitted.

Ordering example 1

3SB2901-4AZ
K1Y
Z1=Pump

Ordering example 2

3SB2901-4AZ
K3Y
Z=5008 IEC

Ordering example 3

3SB2901-4AZ
K3Y
Z=1118 ISO

Commanding and Signaling Devices

SIRIUS 3SB2 Pushbuttons and Indicator lights, 16 mm

Accessories and Spare Parts

Backing plates

Overview









The backing plates consist of a black plastic label holder and a labeling plate (silver with black print) for sticking in place.

Note mounting dimensions!

Inscription

The inscriptions (also special inscriptions) are lower case with upper case initial letters. Graphic symbols, including those not listed in the catalog, are according to ISO 7000 or IEC 60417.

Selection and ordering data

Inscription/symbol	Symbol No.	SD	Article No.	Price per PU	PU (UNIT, SET, M)	PS*	PG	
Labeling plates, self-adhesive, 9.5 mm × 18.5 mm								
 3SB2901-2AA	Blank	2	3SB2901-2AA		100	10 units	41J	
 3SB2901-2AB	Ein	10	3SB2901-2AB		100	10 units	41J	
	Aus	10	3SB2901-2AC		100	10 units	41J	
	Auf	10	3SB2901-2AD		100	10 units	41J	
	Zu	10	3SB2901-2AL		100	10 units	41J	
	Vor	10	3SB2901-2AF		100	10 units	41J	
 3SB2901-2EB	Zurück	10	3SB2901-2AG		100	10 units	41J	
	Schnell	10	3SB2901-2AM		100	10 units	41J	
	Langsam	10	3SB2901-2AN		100	10 units	41J	
	Betrieb	10	3SB2901-2AP		100	10 units	41J	
 3SB2901-2BA	Störung	10	3SB2901-2AQ		100	10 units	41J	
	Einrichten	10	3SB2901-2AR		100	10 units	41J	
	On	10	3SB2901-2EB		100	10 units	41J	
	Off	10	3SB2901-2EC		100	10 units	41J	
	Start	10	3SB2901-2EL		100	10 units	41J	
 3SB2901-2NA	Reset	10	3SB2901-2EM		100	10 units	41J	
	Fault	10	3SB2901-2EW		100	10 units	41J	
	Hand Auto	10	3SB2901-2BA		100	10 units	41J	
	Manual 0 Auto	10	3SB2901-2BE		100	10 units	41J	
	Man 0 Auto	10	3SB2901-2ET		100	10 units	41J	
	Graphic symbols							
	O (Off)	5008 IEC	10	3SB2901-2MB		100	10 units	41J
	I (On)	5007 IEC	10	3SB2901-2MC		100	10 units	41J
	O I (horizontal)	--	10	3SB2901-2MF		100	10 units	41J
	Motion in direction of arrow	5002 IEC	10	3SB2901-2NA		100	10 units	41J
Customized inscriptions or symbols (see Options)			3SB2901-2XZ					
			K0Y					
			K1Y, K2Y or K3Y					
			K5Y					
			K9Y					
Label holders								
 3SB2902-0AB	Label holders for labeling plates	10	3SB2902-0AB		100	10 units	41J	
The label holders must not be used with the 3SB2...-1AC01 EMERGENCY STOP mushroom pushbutton.								

Options

Customized inscriptions

The labels can be inscribed with text and symbols not listed in the ordering data.

Append the following order codes to the article number:

- Text line(s) in upper/lower case, all lines begin with upper case (e.g. "Lift out"): **K0Y**
- Text line(s) in upper case (e.g. "LIFT OUT"): **K1Y**
- Text line(s) in lower case (e.g. "lift out"): **K2Y**
- Text line(s) in upper/lower case, all words begin with upper case letters (e.g. "Lift Out"): **K5Y**
- Symbol with number according to ISO 7000 or IEC 60417: **K3Y**
- Any inscription or symbols according to order form supplement: **K9Y**

When ordering, specify the required inscription in plain text in addition to the article number and order code. In the case of special inscriptions with words in languages other than German, give the exact spelling and specify the language.

Two lines of 11 characters per line are permitted with 4 mm font height (1 line) or 3 mm (2 lines).

Symbols can also be ordered with numbers according to ISO 7000 or IEC 60417 (see ordering example).

For special symbols (order code K9Y), a CAD drawing in DXF format can be submitted.

Ordering example

3SB2901-2XZ
K3Y
Z=1118 ISO












Commanding and Signaling Devices

SIRIUS 3SB2 Pushbuttons and Indicator lights, 16 mm

Accessories and Spare Parts

Mounting parts and components

Selection and ordering data

Version	Lamp voltage	Color	SD	Article No.	Price per PU	PU (UNIT, SET, M)	PS*	PG			
	V		d								
Buttons and lenses¹⁾											
 3SB2910-0AF	Buttons, flat For pushbuttons	Black	10	3SB2910-0AB		100	10 units	41J			
		Red	10	3SB2910-0AC		100	10 units	41J			
		Yellow	10	3SB2910-0AD		100	10 units	41J			
		Green	10	3SB2910-0AE		100	10 units	41J			
		Blue	10	3SB2910-0AF		100	10 units	41J			
		White	10	3SB2910-0AG		100	10 units	41J			
		Clear	10	3SB2910-0AH		100	10 units	41J			
 3SB2910-0CF	Buttons, flat For illuminated pushbuttons	Red	10	3SB2910-0CC		100	10 units	41J			
		Yellow	10	3SB2910-0CD		100	10 units	41J			
		Green	10	3SB2910-0CE		100	10 units	41J			
		Blue	10	3SB2910-0CF		100	10 units	41J			
		White	10	3SB2910-0CG		100	10 units	41J			
		Clear	10	3SB2910-0CH		100	10 units	41J			
 3SB2910-0BD	Buttons, raised For pushbuttons	Black	10	3SB2910-0BB		1	10 units	41J			
		Red	10	3SB2910-0BC		1	10 units	41J			
		Yellow	10	3SB2910-0BD		1	10 units	41J			
		Clear	10	3SB2910-0BH		1	10 units	41J			
 3SB2910-0DD	Buttons, raised For illuminated pushbuttons	Red	10	3SB2910-0DC		1	10 units	41J			
		Yellow	10	3SB2910-0DD		1	10 units	41J			
		Clear	10	3SB2910-0DH		1	10 units	41J			
 3SB2910-1AD	Screw lenses With concentric rings	Red	10	3SB2910-1AC		100	10 units	41J			
		Yellow	10	3SB2910-1AD		100	10 units	41J			
		Green	10	3SB2910-1AE		100	10 units	41J			
		Blue	10	3SB2910-1AF		100	10 units	41J			
		White	10	3SB2910-1AG		100	10 units	41J			
		Clear	10	3SB2910-1AH		100	10 units	41J			
 3SB2910-1BE	Screw lenses Smooth, for inscription with insert cap	Red	10	3SB2910-1BC		100	10 units	41J			
		Yellow	10	3SB2910-1BD		100	10 units	41J			
		Green	10	3SB2910-1BE		100	10 units	41J			
		Blue	10	3SB2910-1BF		100	10 units	41J			
		Clear	10	3SB2910-1BH		100	10 units	41J			
Keys for actuators											
 3SB2908-2AJ	Keys For CES key-operated switch, Lock No. SB2		10	3SB2908-2AJ		1	1 unit	41J			
Lamps, wedge bases²⁾											
 3SB2908-1AE	Incandescent lamps Wedge base W2 × 4.6 d, 1.0 W	AC/DC	Clear								
		6	20	3SB2908-1AA		100	10 units	41J			
		12	10	3SB2908-1AB		100	10 units	41J			
		24	10	3SB2908-1AC		100	10 units	41J			
		30	5	3SB2908-1AD		100	10 units	41J			
		48	10	3SB2908-1AE		1	10 units	41J			
		60	10	3SB2908-1AF		1	10 units	41J			
 3SB3901-1SB	LED lamps, super-bright Wedge base W2 × 4.6 d	24 AC/DC	Red	10	3SB3901-1SB		1	10 units	41J		
			Yellow	10	3SB3901-1RB		1	10 units	41J		
			Green	10	3SB3901-1TB		1	10 units	41J		
			White	10	3SB3901-1UB		1	10 units	41J		
			Blue	10	3SB2908-1BD		1	10 units	41J		
		28 AC/DC	Red	10	3SB3901-1SE		1	10 units	41J		
			Yellow	10	3SB3901-1RE		1	10 units	41J		
 3SB2908-1BD			Green	10	3SB3901-1TE		1	10 units	41J		
			White	10	3SB3901-1UE		1	10 units	41J		
			Blue	20	3SB3901-1VE		1	10 units	41J		
		 3SB2908-2AB	Lamp extractors For lamps with bases W2 × 4.6 d			2	3SB2908-2AB		1	1 unit	41J

¹⁾ Included in the scope of supply of actuators or indicator lights.

²⁾ Included in the scope of supply of some complete units.

Commanding and Signaling Devices

SIRIUS 3SB2 Pushbuttons and Indicator lights, 16 mm

Accessories and Spare Parts

Mounting parts and components

Version	SD	Article No.	Price per PU	PU (UNIT, SET, M)	PS*	PG	
Accessories for command points							
		Single frames for square design ¹⁾	2	3SB2902-0AA	100	10 units	41J
3SB2902-0AA							
		Backing plates, yellow, diameter 50 mm As high-contrast background for EMERGENCY STOP, self-adhesive					
	2	• Blank		3SB2908-2AF	1	1 unit	41J
	2	• With German inscription "NOT-HALT"		3SB2908-2AG	1	1 unit	41J
	2	• With German inscription "NOT-AUS"		3SB2908-2AK	1	1 unit	41J
3SB2908-2AG							
		Blanking plugs Plastic, black (degree of protection IP65)	10	3SB2908-3AA	1	1 unit	41J
3SB2908-3AA							
		Protective caps, clear Silicone, for pushbuttons with flat and raised buttons	10	3SB2908-3AB	1	1 unit	41J
3SB2908-3AB							
Flat connectors							
		Plug-in sleeves For flat connectors 2.8 × 0.8 mm, cross-section 0.5 ... 1.5 mm ²	5	3SB2908-8AA	100	250 units	41J
3SB2908-8AA							
		Insulating sleeves For flat connectors, attachable from the front	20	3SB2908-8AB	100	250 units	41J
3SB2908-8AB							
		Complete connectors ²⁾ For connecting contact blocks and lampholders (up to 10 connections) Ensures finger-safety acc. to IEC 60529 and DGUV Regulation 3	10	3SB2908-8AD	1	1 unit	41J
3SB2908-8AD							
		Plug-in sleeves For flat connectors 2.8 × 0.8 mm, with locating spring for latching in complete connector	10	3SB2908-8AE	100	10 units	41J
3SB2908-8AE							
Tools							
		Dismantling tools For holders and lampholders with holder	2	3SB2908-2AA	1	1 unit	41J
3SB2908-2AA							
		Mounting tools For buttons and screw lenses	2	3SB2908-2AC	1	1 unit	41J
3SB2908-2AC							
		Crimping tools for non-insulated connections, type KRBC 0560 For plug-in sleeves (both versions) Manufacturer: Lapp Kabel, Stuttgart, Germany Email: info@lappkabel.de Website: www.lappkabel.com		6179 0950			
6179 0950							

¹⁾ Not suitable for EMERGENCY STOP mushroom pushbuttons.

²⁾ Required 3SB2908-8AE plug-in sleeves for flat connectors 2.8 × 0.8 mm are not included in the scope of supply.

Commanding and Signaling Devices

SIRIUS 3SE7 Cable-Operated Switches

3SE7 metal enclosures

Overview



3SE7 cable-operated switches

More information

Industry Mall, see www.siemens.com/product?3SE7

Manual, see <https://support.industry.siemens.com/cs/ww/en/view/107194954>

The cable-operated switches are used for monitoring or as EMERGENCY STOP devices on particularly endangered system components.

As the effective range of a cable-operated switch is only limited by the length of the trip-wire, large systems can also be protected. Cable-operated switches (requiring pulling at both ends) and conveyor belt unbalance trackers are used primarily for monitoring very long belt systems.

Contact blocks

The switches for wire lengths up to 50 m are supplied with 1 NO + 1 NC or 2 NC contacts and those up to 75 m with 1 NO + 3 NC contacts. The switches for wire lengths of 2 x 75 m and the conveyor belt unbalance tracker are supplied with 2 NO + 2 NC contacts.

The NC contacts of the cable-break or cable-pull signaling are positive opening. The NO contact can be used, for example, for signaling purposes.

Free position and display

Cable-operated switches with one-side operation are held in free position by the pre-tension on the turnbuckle.

On switches with interlocking, with a pre-tensioned cable, the locking must be deactivated beforehand in order to return the cable-operated switch to its original position.

The cable-operated switch and the conveyor belt unbalance tracker can be supplied optionally with a factory-fitted LED (red, 24 V DC). This light in innovative chip-on-board technology allows the operating state of the switch to be visible at a distance of at least 50 m.

Application

Standards

The switches are equipped with latching mechanism and positive NC contacts and are thus suitable for operation in EMERGENCY STOP devices according to EN ISO 13850.

Technical specifications

Type		3SE7120	3SE7150	3SE7140	3SE7141	3SE7160	3SE7310
General data							
Standards		IEC/EN 60947-5-1 IEC/EN 60204-1, EN ISO 13850					
Approvals		UL/CSA					
Electrical design		Contacts electrically isolated from each other					
Electrical load		<ul style="list-style-type: none"> • 2-pole, at AC-15 • 3-pole, at AC-15 • 4-pole, at AC-15 • Minimum 					
		400 V AC, 6 A		400 V AC, 6 A	240 V AC, 2 A	400 V AC, 6 A	--
		240 V AC, 2 A		--	--	--	--
		--		--	--	400 V AC, 6 A	400 V AC, 6 A
		24 V AC/DC, 10 mA					
Short-circuit protection	A	6 (slow)					
Mechanical endurance		> 1 000 000 operating cycles					
Contact material		Fine silver					
Operation		By pulling or breaking of wire					
Wire length, maximum	m	10	25	50	75	2 x 100	--
Distance between wire supports, max.	m	3		5		4	--
Enclosures							
Enclosure material		GD Al alloy, coated (color), dark black RAL 9005					
Cover		Shock-resistant thermoplast					
Degree of protection acc. to IEC 60529 ¹⁾		IP65			IP67	IP65	
Ambient temperature	°C	-25 ... +70					
Mounting		Designed for M5					
Fixing spacing	mm	30 and 40					
Cable entry		2 x (M20 x 1.5)		1 x (M20 x 1.5) 2 x (M25 x 1.5)	3 x (M20 x 1.5)	2 x (M25 x 1.5)	
Connection type		Screw terminals M3.5, self-lifting clamp terminal					

¹⁾ IP54 for versions with key-operated release.

Selection and ordering data

Version	Wire length	Contacts	SD	Article No.	Price per PU	PU (UNIT, SET, M)	PS*	PG		
	m		d							
Cable-operated switches										
 3SE7120-1BH00	5	Metal enclosures, IP65 (cover made of molded plastic)								
		<ul style="list-style-type: none"> Without latching, only cable-pull monitoring: <ul style="list-style-type: none"> - Spring, 55 N - Spring, 100 N With latching and button reset <ul style="list-style-type: none"> - With yellow cover 		1 NO + 1 NC ↻ 2 1 NO + 1 NC ↻ 10 2 NC ↻ 2 1 NO + 2 NC ↻ 2	2 10 2 2	3SE7120-2DD01 3SE7120-2DD01-1AS7 3SE7120-1BF00 3SE7120-1BH00	1 1 1 1	1 unit 1 unit 1 unit 1 unit	41K 41K 41K 41K	
		Metal enclosures, IP65 (cover made of molded plastic), with alignment window								
		<ul style="list-style-type: none"> Without latching With latching and button reset - With yellow cover With latching and key unlatching 		1 NO + 1 NC ↻ 2 1 NO + 1 NC ↻ 2 2 NC ↻ 2 1 NO + 2 NC ↻ 5 1 NO + 1 NC ↻ 5	2 2 2 5 5	3SE7150-2DD00 3SE7150-1BD00 3SE7150-1BF00 3SE7150-1BH00 3SE7150-1CD00	1 1 1 1 1	1 unit 1 unit 1 unit 1 unit 1 unit	41K 41K 41K 41K 41K	
 3SE7150-1BD04 3SE7150-1BH04	20	Metal enclosures, IP65 (cover made of molded plastic), with alignment window, with LED, red, 24 V DC								
		<ul style="list-style-type: none"> Without latching With latching and button reset With yellow cover 		1 NO + 1 NC ↻ 5 1 NO + 1 NC ↻ 5 1 NO + 2 NC ↻ 5	5 5 5	3SE7150-2DD04 3SE7150-1BD04 3SE7150-1BH04	1 1 1	1 unit 1 unit 1 unit	41K 41K 41K	
		Metal enclosures, IP65 (cover made of molded plastic)								
 3SE7140-1B.00	50	<ul style="list-style-type: none"> With latching and button reset 		1 NO + 1 NC ↻ 2 2 NC ↻ 5	2 5	3SE7140-1BD00 3SE7140-1BF00	1 1	1 unit 1 unit	41K 41K	
		<ul style="list-style-type: none"> In addition with LED, red, 24 V DC - 1 x M20 x 1.5 - 2 x M25 x 1.5 		1 NO + 1 NC ↻ 5 1 NO + 1 NC ↻ X	5 X	3SE7140-1BD04 3SE7140-1BD04-1AS6	1 1	1 unit 1 unit	41K 41K	
		<ul style="list-style-type: none"> With latching and key unlatching 		1 NO + 1 NC ↻ 5	5	3SE7140-1CD00	1	1 unit	41K	
		Metal enclosures, IP67 (cover made of molded plastic), with EMERGENCY STOP mushroom, with rotate to unlatch		1 NO + 3 NC ↻ 2	2	3SE7141-1EG10	1	1 unit	41K	
 3SE7160-1AE00	2 x 100	Metal enclosures, IP65 With actuation on both sides								
		<ul style="list-style-type: none"> With latching and button reset 		2 NO + 2 NC ↻ 2 1 NO + 1 NC ↻ 5	2 5	3SE7160-1AE00 3SE7160-1BD00	1 1	1 unit 1 unit	41K 41K	
		<ul style="list-style-type: none"> In addition with LED, red, 24 V DC 		2 NO + 2 NC ↻ 5	5	3SE7160-1AE04	1	1 unit	41K	

↻ Positive opening according to IEC 60947-5-1, Appendix K.

Commanding and Signaling Devices

SIRIUS 3SE7 Cable-Operated Switches

3SE7 metal enclosures

Version	Contacts	SD	Article No.	Price per PU	PU (UNIT, SET, M)	PS*	PG
		d					

Conveyor belt unbalance trackers



3SE7310-1AE00

Metal enclosures, IP65

- With latching and button reset
- In addition with LED, red, 24 V DC

2 NO + 2 NC	⊕	5
2 NO + 2 NC	⊕	5

3SE7310-1AE00
3SE7310-1AE04

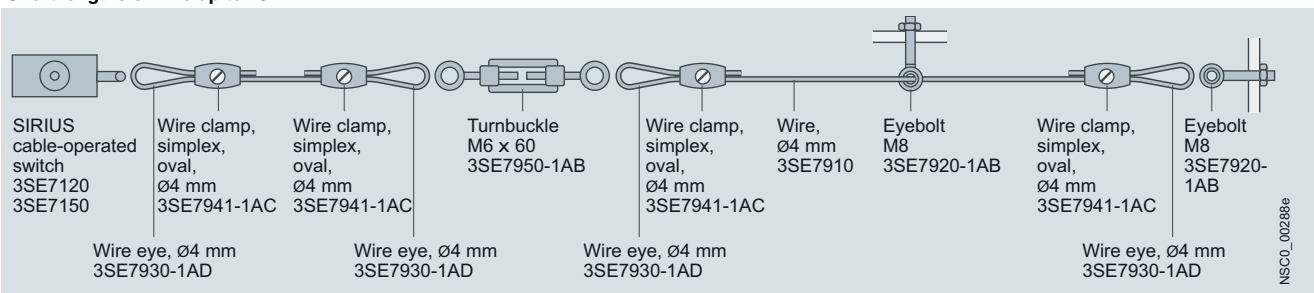
1	1 unit	41K
1	1 unit	41K

⊕ Positive opening according to IEC 60947-5-1, Appendix K.

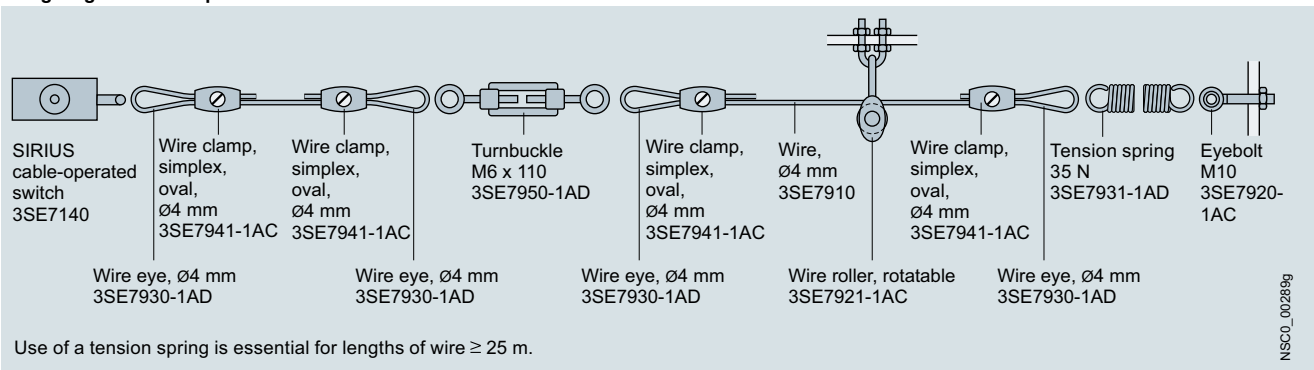
Accessories

Configuration of the cable-operated switches

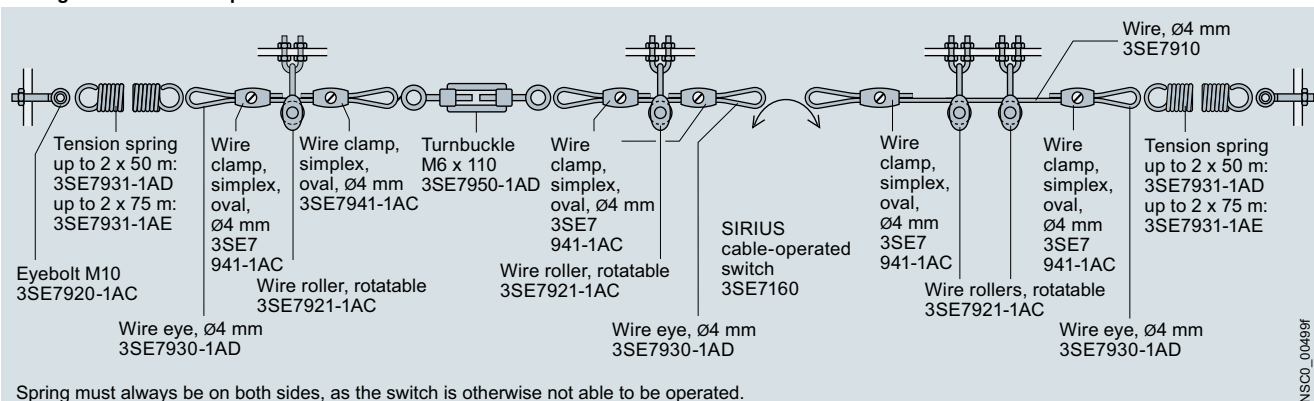
Short lengths of wire up to 25 m



Long lengths of wire up to 50 m



Pulling from both sides up to 2 x 100 m



Note:

Large temperature fluctuations require corresponding compensation springs. Bowden wire supports must be used at the recommended intervals.

Commanding and Signaling Devices

SIRIUS 3SE7 Cable-Operated Switches

3SE7 metal enclosures

Version	Length/ diameter	SD	Article No.	Price per PU	PU (UNIT, SET, M)	PS*	PG
Trip-wire with fixing							
 3SE7910-3AA	Steel wires , with red plastic sheath, diameter 4 mm ¹⁾	10 m	2	3SE7910-3AA	1	1 unit	41K
		15 m	2	3SE7910-3AB	1	1 unit	41K
		20 m	2	3SE7910-3AC	1	1 unit	41K
		50 m	2	3SE7910-3AH	1	1 unit	41K
 3SE7941-1AC	Wire clamps , galvanized white, zinc plated						
	• Oval	2 x Ø 4 mm	2	3SE7941-1AC	1	1 unit	41K
 3SE7942-1AA	• Single (1 set = 4 units)	2 x Ø 4 mm	2	3SE7942-1AA	1	4 units	41K
	 3SE7943-1AC	• Simplex (1 set = 4 units)	2 x Ø 4 mm	2	3SE7943-1AC	1	4 units
 3SE7944-1AC		• Duplex (1 set = 4 units)	2 x Ø 4 mm	2	3SE7944-1AC	1	4 units
	 3SE7931-1AB	Tension springs (zinc-plated) to maintain the counter tension					
• 13 N			2	3SE7931-1AB	1	1 unit	41K
• 35 N, for cable-operated switches up to 50 m			2	3SE7931-1AD	1	1 unit	41K
• > 35 N, for cable-operated switches up to 2 x 75 m			5	3SE7931-1AE	1	1 unit	41K
 3SE7921-1AC	Wire rollers for changing the direction of the wire, rotatable	Ø 4 mm	2	3SE7921-1AC	1	1 unit	41K
	 3SE7921-1AA	Fixtures for the wire rollers (incl. fixing nuts)		2	3SE7921-1AA	1	1 unit
 3SE7930-1AD		Wire eyes for changes in wire direction and improved power transmission at the fixing points (1 set = 4 units)	Ø 4 mm	2	3SE7930-1AD	1	4 units
	 3SE7920-1AB	Eyebolts for fixing the wire					
• Including M8 nut			2	3SE7920-1AB	1	1 unit	41K
• Including M10 nut			2	3SE7920-1AC	1	1 unit	41K
 3SE7950-1AB	Turnbuckles for precise adjustment of the pre-tension						
	• M6 x 60		2	3SE7950-1AB	1	1 unit	41K
	• M6 x 110		2	3SE7950-1AD	1	1 unit	41K
Spare parts							
 3SX3235	LED lamps , red 24 V DC diameter 25 mm; for M20 x 1.5 connection		10	3SX3235	1	1 unit	41K


¹⁾ Diameter including casing; the diameter of the steel wire is 3.2 mm.

Commanding and Signaling Devices

SIRIUS 3SE2, 3SE3 Foot Switches

Plastic and metal enclosures

Overview



3SE29 foot switch with metal enclosure

More information

Industry Mall, see www.siemens.com/product?3SE2

Manual, see <https://support.industry.siemens.com/cs/ww/en/view/107194954>

Standard switches

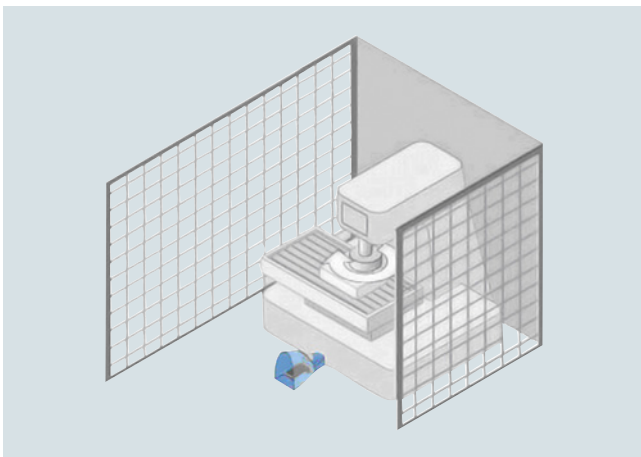
The 3SE29 and 3SE39 foot switch range encompasses versions in a metal enclosure for rugged applications as well as versions with plastic enclosure for less harsh environments. The devices can be supplied with or without a cover and have fixing holes for them to be screwed to the floor.

Depending on the particular application, the metal enclosures can be ordered with contact blocks in latching or momentary-contact versions. The momentary-contact pedal switch in the plastic enclosure has one microswitch (changeover contact) per actuating pedal.

Safety foot switches

The 3SE2924-3AA20 single-pedal safety foot switches are used on machines and plants as OK switches when operation by hand is not possible. The switches have an interlocking function.

The safety foot switches are protected by a guard hood against accidental operation.



Application example

The switches have two contact blocks, each with one NO contact and one NC contact. The NO contacts and NC contacts of the two contact blocks are connected for easy connection of a single-phase motor. The normal workflow is initiated by pressing down the pedal as far as the pressure point so that the two NO contacts close and the motor starts to run.






If in the event of danger the pedal is pressed beyond the resistance of the pressure point, the positively driven NC contacts will open and the motor is stopped. At the same time the independent latching takes effect and holds the NC contacts in open position. This prevents the machine parts from continuing to run out of control or from being restarted.

After the hazard is eliminated, the machine can only be restarted after manually releasing the switch using a pushbutton on the top of the enclosure. The contacts are then released again and return to their initial position (the NO contacts are open and the NC contacts are closed).

Technical specifications

Type	3SE29	3SE39
Metal and plastic enclosures		
Standards	IEC 60947-5-1	
Electrical load		
• At AC-15, 400 V		
- 1 NO + 1 NC	A 10	--
- 2 NO + 2 NC	A 6	--
- 3SE2924-3AA20 (2 NO + 2 NC)	A 10	--
• At 250 V AC	A --	5
Short-circuit protection		
- 1 NO + 1 NC	A 10 (slow)	--
- 2 NO + 2 NC	A 6 (slow)	--
- 3SE2924-3AA20 (2 NO + 2 NC)	A 10 (slow)	--
- 1 CO contact	A --	5 (slow)
Mechanical endurance	> 10 ⁶ operating cycles	
Material		
• Enclosures	Aluminum casting	Impact-resistant thermoplast, self-extinguishing according to UL 94 VO
• Covers	Thermoplast	--
• Guard hoods	Aluminum casting	Metal
Degree of protection	IP65	IP65
Ambient temperature	°C -25 ... +80	-10 ... +75
Connection	Cable entry, metric	Cable AWG20, UL Style 2464, length 3 m

Selection and ordering data

Version	Slow-action contacts for each pedal	SD	Article No.	Price per PU	PU (UNIT, SET, M)	PS*	PG
Metal enclosures, degree of protection IP65							
 3SE290.-.AA20 3SE291.-.AA20	Momentary-contact foot switches, single pedal, non-latching M20 x 1.5 cable entry						
	• Without hood	1 NO + 1 NC \rightarrow	2	3SE2902-0AB20		1	1 unit 41K
		2 NO + 2 NC \rightarrow	10	3SE2903-1AB20		1	1 unit 41K
	• With hood	1 NO + 1 NC \rightarrow	2	3SE2902-0AA20		1	1 unit 41K
		2 NO + 2 NC \rightarrow	2	3SE2903-1AA20		1	1 unit 41K
	Momentary-contact foot switches, single pedal, latching M20 x 1.5 cable entry						
	• Without hood	1 NO + 1 NC \rightarrow	15	3SE2912-2AB20		1	1 unit 41K
	• With hood	1 NO + 1 NC \rightarrow	15	3SE2912-2AA20		1	1 unit 41K
 3SE2932-.AB20	Momentary-contact foot switches, two pedals, non-latching M25 x 1.5 cable entry						
	• Without hood	1 NO + 1 NC \rightarrow	15	3SE2932-0AB20		1	1 unit 41K
		2 NO + 2 NC \rightarrow	15	3SE2932-1AB20		1	1 unit 41K
	• With hood	1 NO + 1 NC \rightarrow	5	3SE2932-0AA20		1	1 unit 41K
		2 NO + 2 NC \rightarrow	5	3SE2932-1AA20		1	1 unit 41K
 3SE2924-3AA20	Safety momentary-contact foot switches, non-latching, single pedal With hood M20 x 1.5 cable entry with interlocking function NO closes as momentary contact type NC opens with automatic latching (safety function)		2 NO + 2 NC \rightarrow	15	3SE2924-3AA20	1	1 unit 41K
Plastic enclosures, degree of protection IP65							
 3SE3902-4CA20	Momentary-contact pedal switches , 3 m cable		Microswitch				
	• Single pedal						
	- Without hood	1 CO contact	5	3SE3902-4CB20		1	1 unit 41K
	- With hood	1 CO contact	10	3SE3902-4CA20		1	1 unit 41K
 3SE3934-5CB20	• Two pedals, without hood	2 x 1 CO	10	3SE3934-5CB20		1	1 unit 41K
Accessories							
	Protection cover Single pedal foot switch for 3SE2912-2AA20, 3SE2902-0AA20 and 3SE2903-1AA20	--	20	3SE3980-8M		1	1 unit 41K
	Contact block , Supersedes momentary-contact foot switch 3SE2903-1A.20 ¹⁾ and 3SE2932-1A.20 ³⁾	1 NO + 1 NC	X	3SE3982-0K		1	1 unit 41K
	Contact block , Supersedes momentary-contact foot switch 3SE2902-0A.20 and 3SE2932-0A.20 ²⁾	1 NO + 1 NC	X	3SE3982-0L		1	1 unit 41K
	Contact block , 16 A, Supersedes momentary-contact foot switch 3SE2924-3AA20 ¹⁾	1 NO + 1 NC	X	3SE3982-7J		1	1 unit 41K
	Contact block , 16 A, Supersedes momentary-contact foot switch 3SE2912-2A.20	1 NO + 1 NC	30	3SE3982-7L		1	1 unit 41K

\rightarrow Positive opening according to IEC 60947-5-1, Appendix K.

¹⁾ Number of contact blocks required for the foot switch = 2.

²⁾ Number of contact blocks required per pedal = 1.

³⁾ Number of contact blocks required per pedal = 2.

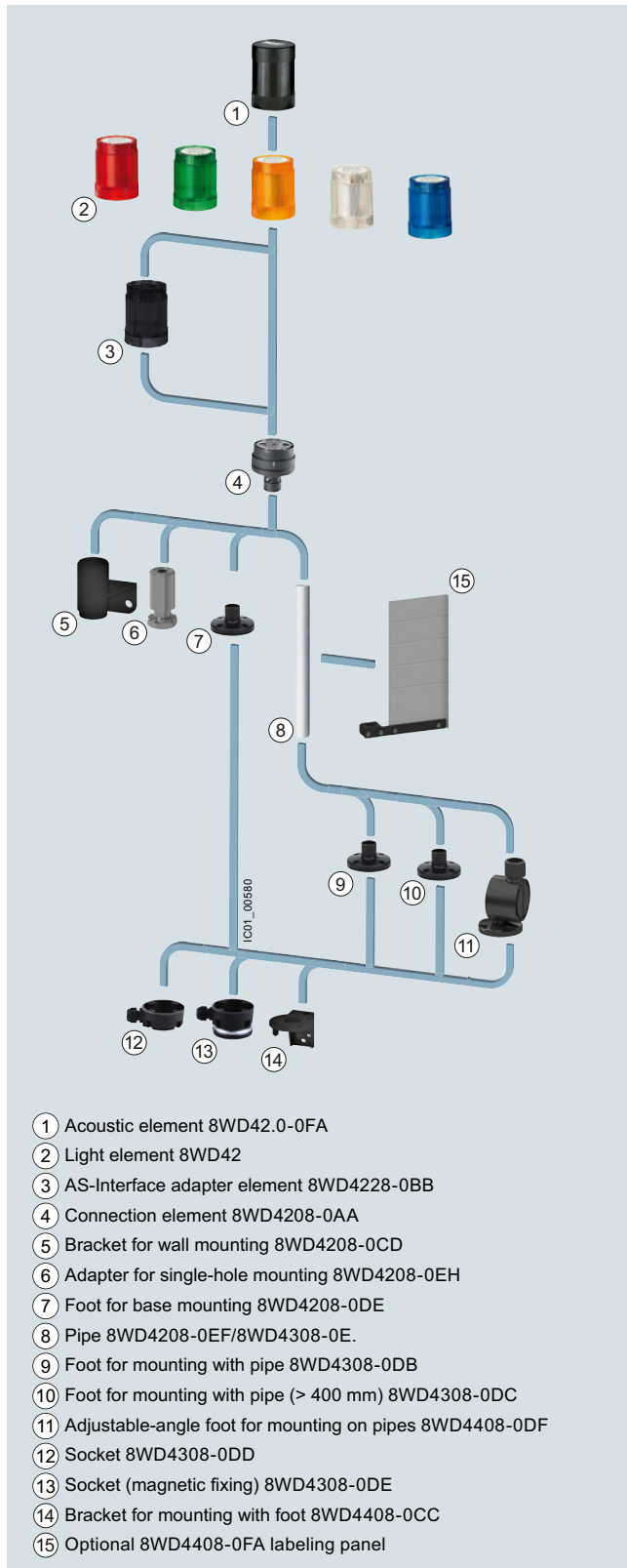
Commanding and Signaling Devices

SIRIUS 8WD4 Signaling Columns

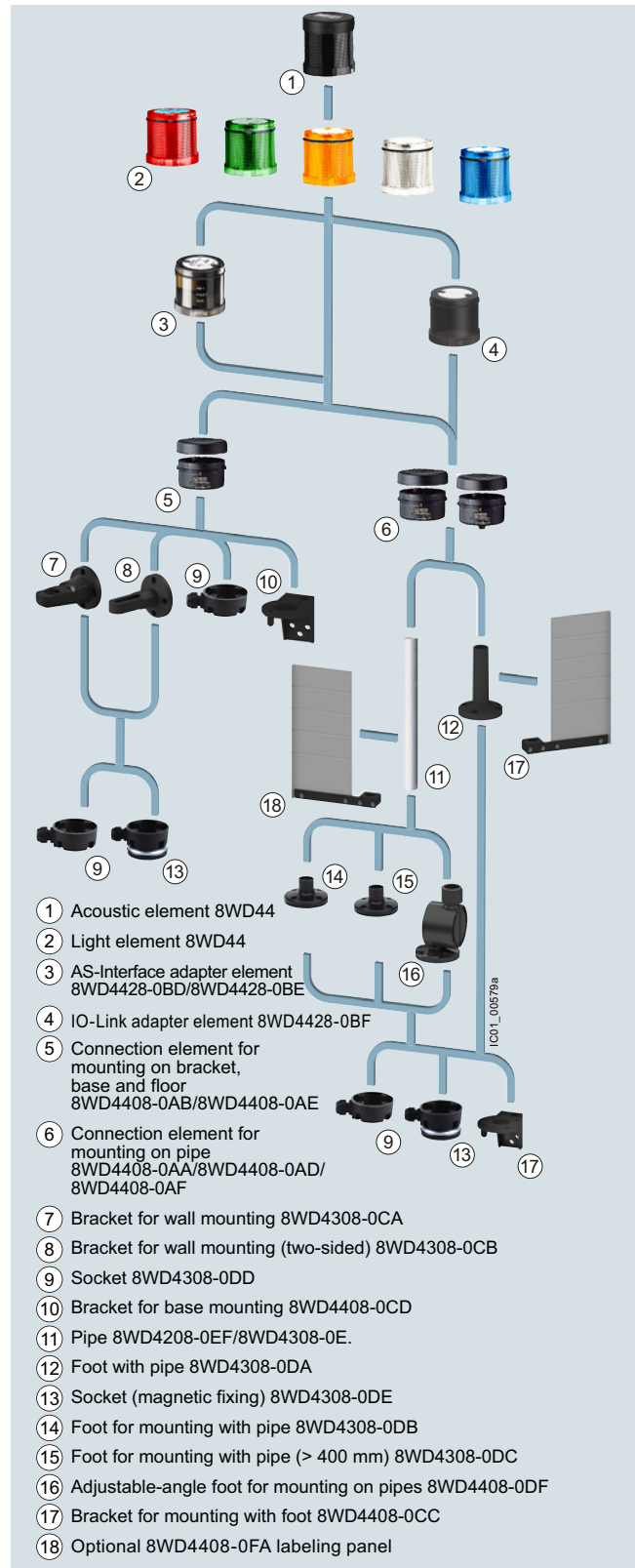
General data

Overview

The 8WD4 signaling columns are flexible in design and versatile in use.



8WD42 signaling column (width 50 mm) with up to 4 elements



8WD44 signaling column (width 70 mm) with up to 5 elements

More information

Industry Mall, see www.siemens.com/product?8WD4

Manual, see <https://support.industry.siemens.com/cs/ww/en/view/109758131>

Two product series are available:

- 8WD42
 - Thermoplast enclosure, diameter 50 mm
 - Degree of protection IP54
 - Up to four elements can be mounted between the connection element and the cover
- 8WD44
 - Thermoplast enclosure, diameter 70 mm
 - Advanced design and significantly improved illumination
 - Fast and flexible connection using spring-loaded terminals
 - Integrated degree of protection IP65
 - Up to five elements can be mounted between the connection element and the cover



Signaling columns, mounting examples

The illustrated examples are from the left:

- 8WD42: Cover (without No.), four light elements ②, connection element ④, pipe ③, foot ⑨
- 8WD44: Acoustic element with cover ①, two light elements ②, connection element ⑤, foot with pipe ⑪
- 8WD44: Cover (without No.), four light elements ②, AS-Interface adapter element ③, connection element ④, bracket for wall mounting ⑥
- 8WD44: Cover (without No.), three light elements ②, AS-Interface adapter element ③, connection element ⑤, foot with pipe ⑪

Note:

The cover is supplied with the connection element.

Benefits

- Choice of various light and acoustic elements with different functions:
Continuous light, blinklight, flashlight and rotating light; buzzer and siren
- Light elements with particularly long-lasting LEDs
- Variety of colors: red, yellow, green, white or blue
- Optimized illumination through improved prism technology with the 8WD44
- Acoustic elements can be adjusted in tone and volume
- Extremely resistant to shock and vibrations
- Easy connection and quick lamp change with secure bayonet mechanism
- Communication capability through connection to AS-Interface
- Communication capability through connection to IO-Link for 8WD44 only

Application

8WD4 signaling columns are used in machines or in automatic processes for monitoring complex procedures or as visual or acoustic warning devices in emergency situations, e.g. for displaying individual assembly stages.

Communication capability

Connection to AS-Interface

The 8WD4 signaling columns can be directly connected to the AS-Interface bus system through an adapter element that can be integrated in the column. Wiring outlay is reduced as the result. The two-wire bus cable is fixed to the terminals in the connection element. Up to four signaling elements can be mounted on it using an adapter element.

A/B technology enables the connection of up to 62 slaves on one AS-Interface system.

IODD (IO Device Description)

The IO Device Description (IODD) has been defined to provide a full, transparent description of system characteristics as far as the IO-Link device. The IODD contains information on communication characteristics, device parameters, identification, process and diagnostics data.

The IODD is available under IO-Link Device Definition, see <https://support.industry.siemens.com/cs/ww/en/view/109761427>.

Connection

The signaling elements are wired up using terminals in the connection element, screw terminals on the 8WD42 and screw or spring-loaded terminals on the 8WD44.

Cable outlet

The connecting cables can be guided either downwards or sideways through the cable gland using an adapter that can be screwed under the foot. This makes wiring easier if there is no access from below.

Connection to AS-Interface

8WD42

The two-wire bus cable is fixed to the screw terminals in the connection element. The adapter element must be the first module to be mounted on the connection element. A maximum of four signaling elements can then be mounted on it.

The 8WD4228-0BB adapter element is a standard slave.

8WD44

The two-wire bus cable is fixed to the screw or spring-loaded terminals in the connection element. The adapter element must be the first module to be mounted on the connection element. The signaling elements can then be mounted on it.

The 8WD4428-0BE adapter element is a standard slave.

A maximum of four signaling elements can be mounted on it.

The 8WD4428-0BD adapter element with A/B technology enables the connection of up to 62 slaves on one AS-Interface system. The addressing socket provides user-friendly parameterization of the AS-Interface elements. A maximum of three signaling elements can be mounted on it.

Connection to IO-Link

8WD4428-0BF

The 8WD44 signaling columns are directly connected to the IO-Link system using an IO-Link adapter element that can be integrated in the column and can accommodate up to five light elements.

Commanding and Signaling Devices

SIRIUS 8WD4 Signaling Columns

General data

Technical specifications

Type		8WD42	8WD44
General data			
Approvals		UL, CSA	UL, CSA
Light and acoustic elements			
Rated voltage, power consumption			
Light elements with incandescent lamp		(AC values for 50/60 Hz)	(AC values for 50/60 Hz)
• Continuous lights		12 V, 24 V, 115 V, 230 V AC/DC	12 V, 24 V, 115 V, 230 V AC/DC
• Blinklights		24 V AC/DC/125 mA; 115 V AC/20 mA; 230 V AC/15 mA	24 V AC/DC/125 mA; 115 V AC/20 mA; 230 V AC/15 mA
• Flashlights		--	24 V DC/125 mA; 115 V AC/20 mA; 230 V AC/35 mA
• Max. inrush current, blinklights/flashlights		--	500 mA
Light elements with integrated LED			
• Continuous lights		24 V AC/DC/30 mA 115 V AC/25 mA; 230 V AC/35 mA	24 V AC/DC/40 mA; 115 V AC/25 mA; 230 V AC/35 mA
• Blinklights		24 V AC/DC/35 mA; 115 V AC/25 mA; 230 V AC/35 mA	24 V AC/DC/30 mA
• Rotating lights		--	24 V AC/DC/70 mA
Acoustic elements			
• Buzzer element (tone: pulsating or continuous tone)		85 dB: 24 V AC/DC/30 mA; 115 V AC/DC/35 mA; 230 V AC/35 mA	85 dB: 24 V AC/DC/25 mA; 115 V AC/25 mA; 230 V AC/25 mA
• Siren element (8 tones + amplification can be set, 102 dB)		--	24 V AC/DC/80 mA; 115 V AC/30 mA; 230 V AC/16 mA
• Siren element (95 ... 105 dB)		--	24 V DC/100 mA
Power consumption			
• Incandescent lamps, BA 15d bases	W	Max. 5	7
• Flashlights, flash energy	Ws	--	2
Service life			
• Flashlights		--	4 x 10 ⁶ flashes
AS-Interface adapter elements			
IO code/ID code		8/F	8/E
Power supply			
• Operational voltage	V	Through bus cable 18.5 ... 31.6	Through bus cable 18.5 ... 31.6
• Power consumption I_{max}	mA	50	100
Protective measures			
• Watchdog		✓	✓
• Short-circuit/overload protection		External back-up fuse M 1.6 A	✓
• Reverse polarity protection		✓	✓
• Induction protection		N/A	✓
Outputs			
		4 relay outputs	3 electronic outputs
• Load voltage		External auxiliary voltage	Through bus cable or external auxiliary voltage, selectable
	V	0 ... 30 DC	
	V	0 ... 230 AC	
• Current carrying capacity ΣI_{max}			
- With external auxiliary voltage	A	1.5	0.3
- Without external auxiliary voltage	A	--	0.2
Operating temperature	°C	-20 ... +50	-20 ... +50
Enclosures			
Enclosure material			
		Thermoplast (polyamide), impact-resistant, black	Thermoplast (polyamide), impact-resistant, black
Light elements			
		Thermoplast (polycarbonate)	Thermoplast (polycarbonate)
Mounting			
• Horizontal (base mounting, foot with 25 mm diameter pipe)		✓	✓
• Horizontal (single-hole mounting)		✓	--
• Vertical with bracket		✓	✓
Degree of protection			
• Light elements		IP54	IP65 (seal premounted with every module)
• Acoustic elements, AS-i adapter elements		IP54	IP65
Operating temperature	°C	-20 ... +50	-20 ... +50
Connection			
• Conductor cross-sections	mm ²	M3 screw terminal Max. 2.5	Spring-loaded terminals/M3 screw terminals Max. 2.5
• Tightening torque	Nm	Max. 0.4	--/ Max. 0.4

Commanding and Signaling Devices

SIRIUS 8WD4 Signaling Columns

8WD42 signaling columns, 50 mm diameter

Overview

Features:

- Thermoplast enclosure, diameter 50 mm
- Degree of protection IP54
- Up to four elements can be mounted between the connection element and the cover

Selection and ordering data

Version	Rated voltage	Color	SD	Article No.	Price per PU	PU (UNIT, SET, M)	PS*	PG	
	V		d						
Acoustic elements¹⁾									
	Buzzer elements , 85 dB, tone frequency approx. 2 300 Hz, pulsating or continuous tone, adjustable by means of a wire jumper	24 AC/DC	Black	2	8WD4220-0FA		1	1 unit	41J
		115 AC/DC	Black	2	8WD4240-0FA		1	1 unit	41J
		230 AC	Black	2	8WD4250-0FA		1	1 unit	41J
8WD4220-0FA									
Light elements for incandescent lamps/LEDs, BA 15d bases²⁾									
	Continuous light elements	24 ... 230 AC/DC	Red	2	8WD4200-1AB		1	1 unit	41J
			Green	2	8WD4200-1AC		1	1 unit	41J
			Yellow	2	8WD4200-1AD		1	1 unit	41J
			Clear	2	8WD4200-1AE		1	1 unit	41J
			Blue	2	8WD4200-1AF		1	1 unit	41J
8WD4200-1AD									
Light elements with integrated LED									
	Continuous light elements	24 AC/DC	Red	2	8WD4220-5AB		1	1 unit	41J
			Green	2	8WD4220-5AC		1	1 unit	41J
			Yellow	2	8WD4220-5AD		1	1 unit	41J
			Clear	2	8WD4220-5AE		1	1 unit	41J
			Blue	2	8WD4220-5AF		1	1 unit	41J
	8WD4220-5AB	115 AC	Red	2	8WD4240-5AB		1	1 unit	41J
			Green	2	8WD4240-5AC		1	1 unit	41J
			Yellow	2	8WD4240-5AD		1	1 unit	41J
			Clear	2	8WD4240-5AE		1	1 unit	41J
			Blue	2	8WD4240-5AF		1	1 unit	41J
	Continuous light elements	230 AC	Red	2	8WD4250-5AB		1	1 unit	41J
			Green	2	8WD4250-5AC		1	1 unit	41J
			Yellow	2	8WD4250-5AD		1	1 unit	41J
			Clear	2	8WD4250-5AE		1	1 unit	41J
			Blue	2	8WD4250-5AF		1	1 unit	41J
	8WD4240-5AC	230 AC	Red	2	8WD4250-5AB		1	1 unit	41J
			Green	2	8WD4250-5AC		1	1 unit	41J
			Yellow	2	8WD4250-5AD		1	1 unit	41J
			Clear	2	8WD4250-5AE		1	1 unit	41J
			Blue	2	8WD4250-5AF		1	1 unit	41J
	Blinklight elements	24 AC/DC	Red	2	8WD4220-5BB		1	1 unit	41J
			Green	2	8WD4220-5BC		1	1 unit	41J
			Yellow	2	8WD4220-5BD		1	1 unit	41J
			Clear	2	8WD4220-5BE		1	1 unit	41J
			Blue	2	8WD4220-5BF		1	1 unit	41J
	8WD4220-5BD	115 AC	Red	2	8WD4240-5BB		1	1 unit	41J
			Green	2	8WD4240-5BC		1	1 unit	41J
			Yellow	2	8WD4240-5BD		1	1 unit	41J
			Clear	2	8WD4240-5BE		1	1 unit	41J
			Blue	2	8WD4240-5BF		1	1 unit	41J
	8WD4240-5BE	230 AC	Red	2	8WD4250-5BB		1	1 unit	41J
			Green	2	8WD4250-5BC		1	1 unit	41J
			Yellow	2	8WD4250-5BD		1	1 unit	41J
			Clear	2	8WD4250-5BE		1	1 unit	41J
			Blue	2	8WD4250-5BF		1	1 unit	41J
	Flashlight elements	24 AC/DC	Red	2	8WD4220-0CB		1	1 unit	41J
			Green	2	8WD4220-0CC		1	1 unit	41J
			Yellow	2	8WD4220-0CD		1	1 unit	41J
			Clear	2	8WD4220-0CE		1	1 unit	41J
			Blue	2	8WD4220-0CF		1	1 unit	41J
	8WD4250-5BF	24 AC/DC	Red	2	8WD4220-0CB		1	1 unit	41J
			Green	2	8WD4220-0CC		1	1 unit	41J
			Yellow	2	8WD4220-0CD		1	1 unit	41J
			Clear	2	8WD4220-0CE		1	1 unit	41J
			Blue	2	8WD4220-0CF		1	1 unit	41J
Adapter elements for AS-Interface									
	AS-Interface adapter elements With external auxiliary voltage	For 4 signaling elements 24 V DC	Black	2	8WD4228-0BB		1	1 unit	41J
8WD4228-0BB									

¹⁾ One acoustic element can be mounted per signaling column.
The cover is included in the scope of supply of the acoustic elements and fixed in place.

²⁾ The lamp is not included in the scope of supply. Please order separately.

Commanding and Signaling Devices

SIRIUS 8WD4 Signaling Columns

8WD42 signaling columns, 50 mm diameter

Version	Rated voltage	Color	SD	Article No.	Price per PU	PU (UNIT, SET, M)	PS*	PG
	V		d					
Connection elements								
	Connection elements with cover For mounting on pipes, floors and brackets Essential part for assembling the signaling columns		Black	2	8WD4208-0AA		1	1 unit 41J
8WD4208-0AA								
Mounting								
	Feet, single	Plastic, for mounting on pipes		2	8WD4308-0DB		1	1 unit 41J
8WD4308-0DB		Metal, for pipe lengths > 400 mm		2	8WD4308-0DC		1	1 unit 41J
		Plastic, for floor mounting (without pipe)		2	8WD4208-0DE		1	1 unit 41J
	Adjustable-angle feet For positioning in 7.5° increments ¹⁾	Plastic, for mounting on pipes, incl. rubber seal		2	8WD4408-0DF		1	1 unit 41J
8WD4408-0DF								
	Pipes, single	Length 100 mm		2	8WD4208-0EF		1	1 unit 41J
8WD4208-0EF		Length 150 mm		2	8WD4308-0EE		1	1 unit 41J
		Length 250 mm		2	8WD4308-0EA		1	1 unit 41J
		Length 400 mm		2	8WD4308-0EB		1	1 unit 41J
		Length 1 000 mm		2	8WD4308-0ED		1	1 unit 41J
	Sockets for feet	Side cable outlet		2	8WD4308-0DD		1	1 unit 41J
8WD4308-0DD		Side cable outlet, with magnetic fixing ²⁾		2	8WD4308-0DE		1	1 unit 41J
8WD4308-0DE								
	Brackets for mounting with foot	--		2	8WD4408-0CC		1	1 unit 41J
8WD4408-0CC								
	Brackets for wall mounting (plastic)	Mounting without feet or pipe		2	8WD4208-0CD		1	1 unit 41J
8WD4208-0CD								
	Adapters for single-hole mounting	Mounting without feet and pipe, with M18 thread and fixing nut		2	8WD4208-0EH		1	1 unit 41J
8WD4208-0EH								
Lamps								
	Incandescent lamps, 5 W	24 AC/DC	Clear	2	8WD4328-1XX		1	10 units 41J
8WD4328-1XX	BA 15d base	115 AC	Clear	2	8WD4348-1XX		1	10 units 41J
		230 AC	Clear	2	8WD4358-1XX		1	10 units 41J
	LEDs	24 AC/DC	Red	2	8WD4428-6XB		1	1 unit 41J
8WD4428-6XB	BA 15d base		Green	2	8WD4428-6XC		1	1 unit 41J
			Yellow	2	8WD4428-6XD		1	1 unit 41J
			Clear	2	8WD4428-6XE		1	1 unit 41J
			Blue	2	8WD4428-6XF		1	1 unit 41J
		115 AC	Red	2	8WD4448-6XB		1	1 unit 41J
			Green	2	8WD4448-6XC		1	1 unit 41J
			Yellow	2	8WD4448-6XD		1	1 unit 41J
			Clear	2	8WD4448-6XE		1	1 unit 41J
			Blue	2	8WD4448-6XF		1	1 unit 41J
		230 AC	Red	2	8WD4458-6XB		1	1 unit 41J
			Green	2	8WD4458-6XC		1	1 unit 41J
			Yellow	2	8WD4458-6XD		1	1 unit 41J
			Clear	2	8WD4458-6XE		1	1 unit 41J
			Blue	2	8WD4458-6XF		1	1 unit 41J

For labeling panels, see 8WD44 signaling columns, page 13/183.

¹⁾ Markings for 30°, 45°, 60° and 90°.

²⁾ For horizontal mounting, only 1 element is recommended.

Commanding and Signaling Devices

SIRIUS 8WD4 Signaling Columns







8WD44 signaling columns, 70 mm diameter

Overview

Features:

- Thermoplast enclosure, diameter 70 mm
- Advanced design and significantly improved illumination
- Fast and flexible connection using spring-loaded terminals
- Integrated degree of protection IP65
- Up to five elements can be mounted

Selection and ordering data

Version	Rated voltage	Color	SD	Article No.	Price per PU	PU (UNIT, SET, M)	PS*	PG
	V		d					
Acoustic elements¹⁾								
 8WD4440-0FA0	24 AC/DC 115 AC 230 AC	Black	2	Buzzer elements , 85 dB, pulsating or continuous tone, adjustable by means of a wire jumper		1	1 unit	8WD4420-0FA
				8WD4440-0FA				
				8WD4450-0FA				
 8WD4420-0EA	24 AC/DC 115 AC 230 AC	Black	2	Siren elements , multi-tone, 102 dB, 8 tones and volume are adjustable		1	1 unit	8WD4420-0EA2
				8WD4440-0EA2				
				8WD4450-0EA2				
	24 DC	Black	2	Siren elements , 95 ... 105 dB, IP65, alternating continuous tone		1	1 unit	8WD4420-0EA
Light elements for incandescent lamps/LEDs, BA 15d bases²⁾								
 8WD4400-1AD	12 ... 230 AC/DC	Red Green Yellow Clear Blue	2	Continuous light elements		1	1 unit	8WD4400-1AB
				8WD4400-1AC				
				8WD4400-1AD				
				8WD4400-1AE				
				8WD4400-1AF				
Light elements with integrated flash lamps³⁾								
 8WD4420-0CB	24 DC	Red Green Yellow Clear Blue	2	Flashlight elements with integrated electronic flash		1	1 unit	8WD4420-0CB
								8WD4420-0CC
								8WD4420-0CD
								8WD4420-0CE
								8WD4420-0CF
 8WD4440-0CC	115 AC	Red Green Yellow Clear Blue	2 20 2 20 20			1	1 unit	8WD4440-0CB
								8WD4440-0CC
								8WD4440-0CD
								8WD4440-0CE
								8WD4440-0CF
 8WD4450-0CF	230 AC	Red Green Yellow Clear Blue	2 2 2 2 2			1	1 unit	8WD4450-0CB
								8WD4450-0CC
								8WD4450-0CD
								8WD4450-0CE
								8WD4450-0CF

¹⁾ One acoustic element can be mounted per signaling column. The cover is included in the scope of supply of the acoustic elements and fixed in place.




²⁾ The lamp is not included in the scope of supply. Please order separately.

³⁾ The lamp is included in the scope of supply.

Commanding and Signaling Devices

SIRIUS 8WD4 Signaling Columns









8WD44 signaling columns, 70 mm diameter

Version	Rated voltage	Color	SD	Article No.	Price per PU	PU (UNIT, SET, M)	PS*	PG
	V		d					
Signaling column complete units <i>NEW</i>								
 <p>8WD4423-5AK05-0AF0</p>	3-stage Top: Continuous light, blue Center: Continuous light, green, with integrated LED Bottom: Flashlight element, clear, integrated electronic flashlight Connection element for mounting on pipes, pipe, 250 mm, foot, plastic	24 DC	Blue, Green, Clear	10	8WD4423-5AK05-0AF0	1	1 unit	41J
 <p>8WD4423-5AK05-0AE0</p>	3-stage Top: Continuous light, yellow Center: Continuous light, blue Bottom: Continuous light, green, with integrated LED Connection element for mounting on pipes, pipe, 250 mm, foot, plastic	24 AC/DC	Yellow, Blue, Green	10	8WD4423-5AK05-0AE0	1	1 unit	41J
 <p>8WD4421-0GA05-0AG0</p>	Connection element for mounting on pipes, pipe, 250 mm, foot, plastic	--	--	10	8WD4421-0GA05-0AG0	1	1 unit	41J

Commanding and Signaling Devices

SIRIUS 8WD4 Signaling Columns



8WD44 signaling columns, 70 mm diameter

Version	Rated voltage Version	Color	SD	Article No.	Price per PU	PU (UNIT, SET, M)	PS*	PG
	V		d					
Light elements with integrated LED								
 8WD4420-5AB	24 AC/DC	Red	2	8WD4420-5AB		1	1 unit	41J
		Green	2	8WD4420-5AC		1	1 unit	41J
		Yellow	2	8WD4420-5AD		1	1 unit	41J
		Clear	2	8WD4420-5AE		1	1 unit	41J
		Blue	2	8WD4420-5AF		1	1 unit	41J
 8WD4440-5AC	115 AC	Red	2	8WD4440-5AB		1	1 unit	41J
		Green	2	8WD4440-5AC		1	1 unit	41J
		Yellow	2	8WD4440-5AD		1	1 unit	41J
		Clear	2	8WD4440-5AE		1	1 unit	41J
		Blue	2	8WD4440-5AF		1	1 unit	41J
 8WD4450-5AD	230 AC	Red	2	8WD4450-5AB		1	1 unit	41J
		Green	2	8WD4450-5AC		1	1 unit	41J
		Yellow	2	8WD4450-5AD		1	1 unit	41J
		Clear	2	8WD4450-5AE		1	1 unit	41J
		Blue	2	8WD4450-5AF		1	1 unit	41J
 8WD4420-5BF	24 AC/DC	Red	2	8WD4420-5BB		1	1 unit	41J
		Green	2	8WD4420-5BC		1	1 unit	41J
		Yellow	2	8WD4420-5BD		1	1 unit	41J
		Clear	2	8WD4420-5BE		1	1 unit	41J
		Blue	2	8WD4420-5BF		1	1 unit	41J
 8WD4440-5BE	115 AC	Red	2	8WD4440-5BB		1	1 unit	41J
		Green	2	8WD4440-5BC		1	1 unit	41J
		Yellow	2	8WD4440-5BD		1	1 unit	41J
		Clear	2	8WD4440-5BE		1	1 unit	41J
		Blue	2	8WD4440-5BF		1	1 unit	41J
 8WD4450-5BB	230 AC	Red	2	8WD4450-5BB		1	1 unit	41J
		Green	2	8WD4450-5BC		1	1 unit	41J
		Yellow	2	8WD4450-5BD		1	1 unit	41J
		Clear	2	8WD4450-5BE		1	1 unit	41J
		Blue	2	8WD4450-5BF		1	1 unit	41J
 8WD4420-5DD	24 AC/DC	Red	2	8WD4420-5DB		1	1 unit	41J
		Green	2	8WD4420-5DC		1	1 unit	41J
		Yellow	2	8WD4420-5DD		1	1 unit	41J
		Clear	2	8WD4420-5DE		1	1 unit	41J
		Blue	2	8WD4420-5DF		1	1 unit	41J
Adapter elements for AS-Interface and IO-Link								
24 V DC								
 8WD4428-0BD	AS-Interface adapter elements							
	With/without external auxiliary voltage, switchable							
	• A/B technology	For 3 signaling elements	Black	2	8WD4428-0BD	1	1 unit	41J
	• Standard AS-i	For 4 signaling elements	Black	2	8WD4428-0BE	1	1 unit	41J
 8WD4428-0BF	IO-Link adapter element	For 5 signaling elements	Black	NEW 7	8WD4428-0BF	1	1 unit	41J

Commanding and Signaling Devices

SIRIUS 8WD4 Signaling Columns

8WD44 signaling columns, 70 mm diameter

Version	Color	SD	Article No.	Price per PU	PU (UNIT, SET, M)	PS*	PG
Connection elements¹⁾							
Connection elements with cover		Black					
	Screw terminals						
	• For mounting on pipes	2	8WD4408-0AA		1	1 unit	41J
	• For mounting on brackets and floors	2	8WD4408-0AB		1	1 unit	41J
8WD4408-0AA	Spring-loaded terminals						
	• For mounting on pipes	2	8WD4408-0AD		1	1 unit	41J
	• For mounting on brackets and floors	2	8WD4408-0AE		1	1 unit	41J
	• For mounting on pipes with M12 plug, 5-pole	NEW 7	8WD4408-0AF		1	1 unit	41J
	Cover (replacement)	2	8WD4408-0XA		1	1 unit	41J
8WD4408-0AF							



¹⁾ The connection element with cover is an essential part for assembling the signaling columns.

Version	Color	SD	Article No.	Price per PU	PU (UNIT, SET, M)	PS*	PG
Mounting							
	Feet with pipe	Pipe length 100 mm	2	8WD4308-0DA		1	1 unit 41J
8WD4308-0DA							
	Feet, single	Plastic, for mounting on pipes	2	8WD4308-0DB		1	1 unit 41J
8WD4308-0DB		Metal, for pipe lengths > 400 mm	2	8WD4308-0DC		1	1 unit 41J
	Adjustable-angle feet	Plastic, for positioning in 7.5° increments ¹⁾	2	8WD4408-0DF		1	1 unit 41J
8WD4408-0DF		incl. rubber seal					
	Pipes, single	Length 100 mm	2	8WD4208-0EF		1	1 unit 41J
8WD4208-0EF		Length 150 mm	2	8WD4308-0EE		1	1 unit 41J
		Length 250 mm	2	8WD4308-0EA		1	1 unit 41J
		Length 400 mm	2	8WD4308-0EB		1	1 unit 41J
		Length 1 000 mm	2	8WD4308-0ED		1	1 unit 41J
	Sockets for feet	Side cable outlet (can also be used without feet)	2	8WD4308-0DD		1	1 unit 41J
8WD4308-0DD							
		Side cable outlet, with magnetic fixing ²⁾	2	8WD4308-0DE		1	1 unit 41J
8WD4308-0DE							
	Brackets for wall mounting	For single-sided mounting (mounting without feet and pipe)	2	8WD4308-0CA		1	1 unit 41J
8WD4308-0CA							
		For double-sided mounting	2	8WD4308-0CB		1	1 unit 41J
8WD4308-0CB							

Commanding and Signaling Devices



SIRIUS 8WD4 Signaling Columns

8WD44 signaling columns, 70 mm diameter


Version	SD	Article No.	Price per PU	PU (UNIT, SET, M)	PS*	PG
Mounting						
 8WD4408-0CC	Brackets for mounting with foot	2	8WD4408-0CC	1	1 unit	41J
 8WD4408-0CD	Brackets for base mounting	Mounting without feet or pipe	2	8WD4408-0CD	1	1 unit 41J
	Adapter for mounting on pipes according to NPT	Mounting on pipes, Ø 25 mm, with NPT 1/2" thread	2	8WD4308-0DF	1	1 unit 41J

¹⁾ Markings for 30°, 45°, 60° and 90°.

²⁾ For horizontal mounting, only 1 element is recommended.

Version	Rated voltage	Color	SD	Article No.	Price per PU	PU (UNIT, SET, M)	PS*	PG
Lamps								
Incandescent lamps, 5 W								
 8WD4328-1XX	BA 15d base	24 AC/DC	Clear	2	8WD4328-1XX	1	10 units	41J
		115 AC	Clear	2	8WD4348-1XX	1	10 units	41J
		230 AC	Clear	2	8WD4358-1XX	1	10 units	41J
LEDs								
 8WD4428-6XE	BA 15d base	24 AC/DC	Red	2	8WD4428-6XB	1	1 unit	41J
			Green	2	8WD4428-6XC	1	1 unit	41J
			Yellow	2	8WD4428-6XD	1	1 unit	41J
			Clear	2	8WD4428-6XE	1	1 unit	41J
			Blue	2	8WD4428-6XF	1	1 unit	41J
	115 AC	Red	2	8WD4448-6XB	1	1 unit	41J	
		Green	2	8WD4448-6XC	1	1 unit	41J	
		Yellow	2	8WD4448-6XD	1	1 unit	41J	
		Clear	2	8WD4448-6XE	1	1 unit	41J	
		Blue	2	8WD4448-6XF	1	1 unit	41J	
	230 AC	Red	2	8WD4458-6XB	1	1 unit	41J	
		Green	2	8WD4458-6XC	1	1 unit	41J	
		Yellow	2	8WD4458-6XD	1	1 unit	41J	
		Clear	2	8WD4458-6XE	1	1 unit	41J	
		Blue	2	8WD4458-6XF	1	1 unit	41J	

Inscriptions for 8WD42 and 8WD44

 8WD4408-0FA	Labeling panels	2	8WD4408-0FA	1	1 unit	41J
	With fixing accessories for mounting on pipe Ø 25 mm Inscription area/step 50 mm x 140 mm Suitable for standard labels, e.g. • Zweckform 3425 • Herma 4457					

Commanding and Signaling Devices

SIRIUS 8WD53 Integrated Signal Lamps

8WD53 integrated signal lamps, 70 mm diameter

Overview



8WD53 integrated signal lamps

More information

Industry Mall, see www.siemens.com/product?8WD5

Manual, see <https://support.industry.siemens.com/cs/ww/en/view/107194954>

Design

Features:

- Thermoplast enclosures, diameter 70 mm
- Degree of protection IP65
- Rated voltage 24 V, 115 V, 230 V AC/DC
- Ambient temperature -20 to +50 °C, incandescent lamp up to 60 °C

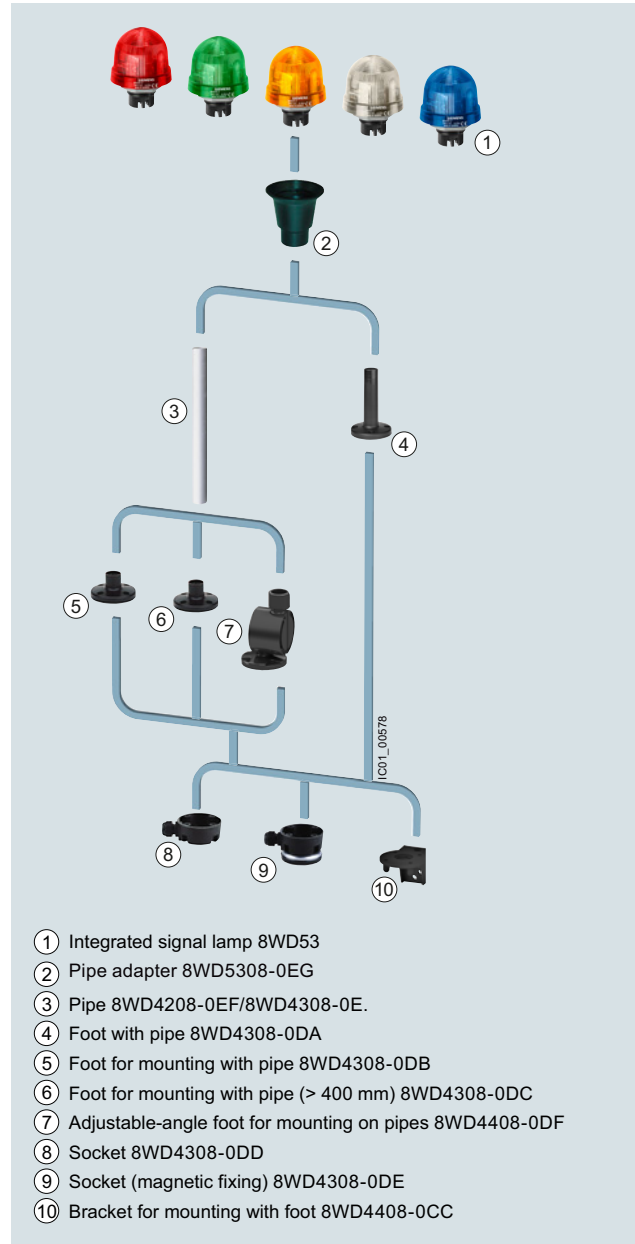
The special shape of the integrated signal lamps means that the light is emitted optimally in every direction (to the sides and upwards). Continuous lights (with incandescent lamp or LED) and single-flash lights are available in five colors. As well as the continuous-light version, a blinklight or rotating light version is also available.

The LED versions of the integrated signal lamps offer a considerably longer endurance than the incandescent lamp versions.

They all have the high degree of protection IP65 and are made of a material highly resistant to impact.

Mounting

8WD53 integrated signal lamps can be mounted at any point of the machine for the purpose of giving visual signals. They are mounted by means of a PG-29 screw base with nut.



- ① Integrated signal lamp 8WD53
- ② Pipe adapter 8WD5308-0EG
- ③ Pipe 8WD4208-0EF/8WD4308-0E.
- ④ Foot with pipe 8WD4308-0DA
- ⑤ Foot for mounting with pipe 8WD4308-0DB
- ⑥ Foot for mounting with pipe (> 400 mm) 8WD4308-0DC
- ⑦ Adjustable-angle foot for mounting on pipes 8WD4408-0DF
- ⑧ Socket 8WD4308-0DD
- ⑨ Socket (magnetic fixing) 8WD4308-0DE
- ⑩ Bracket for mounting with foot 8WD4408-0CC

Application

SIRIUS 8WD53 integrated signal lamps can be used as visual signaling devices in harsh ambient conditions and in outdoor installations.

Visual signaling devices for indicating operating conditions can be used for the following applications:

- Manufacturing plants
- Injection molding machines
- Conveyors
- Assembly systems for electronic components

Commanding and Signaling Devices

SIRIUS 8WD5 Integrated Signal Lamps

8WD53 integrated signal lamps, 70 mm diameter

Selection and ordering data

Version	Rated voltage	Color	SD	Article No.	Price per PU	PU (UNIT, SET, M)	PS*	PG	
	V		d						
Luminaires for incandescent lamps/LED, BA 15d base									
	Continuous lights¹⁾	12 ... 230 AC/DC	Red	2	8WD5300-1AB		1	1 unit	41J
			Green	2	8WD5300-1AC		1	1 unit	41J
			Yellow	2	8WD5300-1AD		1	1 unit	41J
			Clear	2	8WD5300-1AE		1	1 unit	41J
			Blue	2	8WD5300-1AF		1	1 unit	41J
8WD5300-1AB									
Luminaires with integrated flash lamp									
	Single-flash lights With integrated electronic flash	24 AC/DC	Red	2	8WD5320-0CB		1	1 unit	41J
			Green	2	8WD5320-0CC		1	1 unit	41J
			Yellow	2	8WD5320-0CD		1	1 unit	41J
			Clear	2	8WD5320-0CE		1	1 unit	41J
			Blue	2	8WD5320-0CF		1	1 unit	41J
		115 AC	Red	2	8WD5340-0CB		1	1 unit	41J
			Green	2	8WD5340-0CC		1	1 unit	41J
			Yellow	2	8WD5340-0CD		1	1 unit	41J
			Clear	2	8WD5340-0CE		1	1 unit	41J
			Blue	20	8WD5340-0CF		1	1 unit	41J
		230 AC	Red	2	8WD5350-0CB		1	1 unit	41J
			Green	20	8WD5350-0CC		1	1 unit	41J
			Yellow	2	8WD5350-0CD		1	1 unit	41J
			Clear	2	8WD5350-0CE		1	1 unit	41J
			Blue	20	8WD5350-0CF		1	1 unit	41J
8WD5350-0CD									
Luminaires with integrated LED									
	Continuous lights	24 AC/DC	Red	2	8WD5320-5AB		1	1 unit	41J
			Green	2	8WD5320-5AC		1	1 unit	41J
			Yellow	2	8WD5320-5AD		1	1 unit	41J
			Clear	2	8WD5320-5AE		1	1 unit	41J
			Blue	2	8WD5320-5AF		1	1 unit	41J
	Blinklight lamps	24 AC/DC	Red	2	8WD5320-5BB		1	1 unit	41J
			Green	2	8WD5320-5BC		1	1 unit	41J
			Yellow	2	8WD5320-5BD		1	1 unit	41J
			Clear	2	8WD5320-5BE		1	1 unit	41J
			Blue	2	8WD5320-5BF		1	1 unit	41J
	Rotating lights	24 AC/DC	Red	2	8WD5320-5DB		1	1 unit	41J
			Green	2	8WD5320-5DC		1	1 unit	41J
			Yellow	2	8WD5320-5DD		1	1 unit	41J
			Clear	2	8WD5320-5DE		1	1 unit	41J
			Blue	2	8WD5320-5DF		1	1 unit	41J
8WD5320-5DF									
Accessories for mounting (optional)									
	Pipe adapters For mounting on pipes ²⁾			2	8WD5308-0EG		1	1 unit	41J
8WD5308-0EG									

¹⁾ Lamp not included in scope of supply, see Signaling Columns, page 13/183.

²⁾ For pipes and feet, see Signaling Columns, page 13/182.