

SIEMENS

SIEMENS

# Low-Voltage Power Distribution and Electrical Installation Technology

Protection, Switching, Measuring and Monitoring Devices, Switchboards and Distribution Systems

SENTRON · SIVACON · ALPHA

Catalog  
LV 10

Edition  
2016/  
2017

[siemens.com/lowvoltage](http://siemens.com/lowvoltage)

## Miniature Circuit Breakers



### NEW

Direct reference to the products in the Industry Mall from the selection and ordering data tables:

Article No.  
[www.siemens.com/  
 product?Article No.](http://www.siemens.com/product?ArticleNo.)

3VA2025-5HL36-0AA0

Paper catalog:  
 To get more  
 product information  
 enter the Web  
 address plus  
 Article No.

PDF catalog:  
 Get more product information  
 with just a mouse click.

3/2	<b>Introduction</b>
	<b>5SL miniature circuit breakers</b>
3/3	Introduction
3/5	5SL3, 4500 A
3/7	5SL6, 6000 A
3/9	5SL4, 10000 A
	<b>5SY and 5SP miniature circuit breakers</b>
3/13	Introduction
3/15	5SY6, 6000 A
3/17	5SY4, 10000 A
3/21	5SP4, high-current, 10000 A
3/22	5SY5, universal current, 10000 A
3/24	5SY7, 15000 A
3/27	5SY8, 25000 A
3/29	<b>5SJ6...-KS miniature circuit breakers, with plug-in terminals</b>
	<b>5SY miniature circuit breakers, 1+N in 1 MW</b>
3/32	Introduction
3/33	5SY30, 4500 A
3/34	5SY60, 6000 A
	<b>Additional components</b>
3/36	Electrical components
3/41	Mechanical components
	<b>Busbars</b>
3/44	5ST standard busbars
3/53	5ST3 busbars acc. to UL 508
3/57	5ST2 distribution blocks
3/61	SIKclip wiring system
3/63	<b>5SJ4...-HG miniature circuit breakers acc. to UL 489 and IEC, and accessories</b>
3/74	<b>SHU 5SP3 main miniature circuit breakers</b>

### For further technical product information:

[Configuration Manual](#)

[Miniature Circuit Breakers](#)

Article No.: 3ZW1012-5SL61-0AC1

[Siemens Industry Online Support:](#)









[www.siemens.com/lowvoltage/product-support](http://www.siemens.com/lowvoltage/product-support)

→ Entry type:  
 Application example  
 Certificate  
 Characteristic  
 Download  
 FAQ  
 Manual  
 Product note  
 Software archive  
 Technical data

# Miniature Circuit Breakers

## Introduction

### Overview

Devices	Page	Application	Standards
 <p><b>5SL miniature circuit breakers</b></p>	3/3	For all 0.3 to 63 A applications with B, C and D tripping characteristics with a rated breaking capacity of 4500 A, 6000 A und 10000 A acc. to EN 60898-1.	EN 60898-1
 <p><b>5SY and 5SP miniature circuit breakers</b></p>	3/13	For all applications from 0.3 to 125 A with a rated breaking capacity of 10000 A and 15000 A acc. to EN 60898-1. Applications for universal current from 0.3 to 63 A, Version 25 kA, acc. to EN 60947-2.	EN 60898-1/-2 EN 60947-2 UL 1077 CSA 22.2 GB 10963.1/-2
 <p><b>5SJ6...-KS miniature circuit breakers, with plug-in terminals</b></p>	3/29	For socket outlet and lighting circuits in all building installations.  The plug-in terminals offer easy front connection for manual insertion of conductors, which considerably reduces mounting times.	EN 60898-1
 <p><b>5SY miniature circuit breakers, 1+N in 1 MW</b></p>	3/32	For socket outlet and lighting circuits in all building installations where a switchable neutral conductor is required.  The miniature circuit breaker 1+N saves space in the distribution board.	EN 60898-1
 <p><b>Additional components</b></p>	3/36	Auxiliary switches, fault signal contacts, shunt trips, undervoltage releases for higher system availability, RC units for personal safety and remote controlled mechanisms for remote switching.	
 <p><b>Busbars</b></p>	3/44	Busbars in 10 mm <sup>2</sup> and 16 mm <sup>2</sup> save space in the distribution board and time during mounting. Busbars in 18 mm <sup>2</sup> and 25 mm <sup>2</sup> acc. to UL 508 and CSA.	UL 508
 <p><b>5SJ4...-HG miniature circuit breakers acc. to UL 489 and IEC, and accessories</b></p>	3/63	Miniature circuit breakers can be used as "branch circuit protection" and are approved for the connection type "same polarity" and "opposite polarity" in the characteristics B, C and D acc. to UL489, from 0.3 to 63 A.	UL 489
 <p><b>SHU 5SP3 main miniature circuit breakers</b></p>	3/74	Voltage-independent selective main miniature circuit breakers (SHU) in the precounter area support downstream miniature circuit breakers by providing better current limitation.	DIN VDE 0641-21

### Overview

The 5SL miniature circuit breakers are intended for use up to 6 kA/10 kA. These devices have system features that are characteristic of all Siemens miniature circuit breakers.


They are also suitable for the quick and easy mounting of additional components, such as auxiliary switches and fault signal contacts. The 5SL4 miniature circuit breakers can also be combined with shunt trips, undervoltage releases and arc fault detection devices.

To facilitate cable entry, the devices are equipped with rectangular terminals for the accommodation of pin busbars with cables up to 35 mm<sup>2</sup>. The rated current range is between 0.3 A and 63 A. The 5SL miniature circuit breakers are available in characteristics B, C and D.

### Benefits



- Effective touch protection when grasping and manually operating the latching slide with latch-down option.



- Easy-to-mount busbar assembly.
- Consistent bus mounting concept throughout the Siemens miniature circuit breaker range.



- Individual devices can be removed from the bus-mounted assembly without the use of tools.



- The 5SL4 miniature circuit breakers are suitable for the quick and easy mounting of arc fault detection devices, auxiliary switches, fault signal contacts, shunt trips and undervoltage releases.

# Miniature Circuit Breakers

## 5SL Miniature Circuit Breakers

### Introduction

### Technical specifications

	5SL3	5SL6	5SL4	
<b>Standards</b>	EN 60898-1			
<b>Approvals</b>	see chapter "Appendix"			
<b>Tripping characteristic</b>	B, C		B, C, D	
<b>Rated voltage <math>U_n</math></b>	V AC	230/400		
<b>Operational voltage</b>				
• Min.	V AC/DC per pole	24		
• Max.	V AC V DC/pole	250/440 60 <sup>1)</sup>	60 <sup>1)2)</sup>	
<b>Rated breaking capacity</b>				
• $I_{cn}$ acc. to IEC/EN 60898-1	kA AC	4.5	6	10
• $I_{cu}$ acc. to IEC/EN 60947-2	kA AC	4.5	6	10
<b>Insulation coordination</b>				
• Rated insulation voltage	V AC	250/440		
• Pollution degree for overvoltage category		2/III		
<b>Rated frequency</b>	Hz	50/60		
<b>Touch protection</b>	Acc. to EN 50274	Yes		
<b>Handle end position, sealable</b>		Yes		
<b>Degree of protection</b>		IP20 with connected conductors, IP40 in the area of the handle with distribution cover	IP40 with connected conductors	IP20 with connected conductors
<b>CFC and silicone-free</b>	Yes			
<b>Conductor cross-sections</b>				
• 1-wire				
- Solid ( $\leq 10 \text{ mm}^2$ ) / stranded ( $\geq 16 \text{ mm}^2$ )	mm <sup>2</sup>	0.75 ... 35		
- Finely stranded with non-insulated end sleeve	mm <sup>2</sup>	0.75 ... 25		
- Finely stranded with insulated end sleeve	mm <sup>2</sup>	0.75 ... 25		
- Finely stranded without end sleeve	mm <sup>2</sup>	1 ... 35		
• 2-wire, same cross-section				
- Solid ( $\leq 10 \text{ mm}^2$ ) / stranded ( $\geq 16 \text{ mm}^2$ )	mm <sup>2</sup>	0.75 ... 10		
- Finely stranded with non-insulated end sleeve	mm <sup>2</sup>	0.75 ... 4		
- Finely stranded with insulated end sleeve	mm <sup>2</sup>	0.75 ... 4		
- Finely stranded without end sleeve	mm <sup>2</sup>	1 ... 4		
• 1-wire + busbar (pin thickness 1.5 mm)				
- Solid ( $\leq 10 \text{ mm}^2$ ) / stranded ( $\geq 16 \text{ mm}^2$ )	mm <sup>2</sup>	10 ... 25		
- Finely stranded with non-insulated end sleeve	mm <sup>2</sup>	6 ... 25		
- Finely stranded with insulated end sleeve	mm <sup>2</sup>	6 ... 16		
<b>Terminals</b>	± Screw (Pozidriv)	2		
• Terminal tightening torque	Nm	2.5 ... 3		
<b>Mounting position</b>		Any		
<b>Service life, on average, with rated load</b>		20000 actuations		
<b>Storage temperature</b>	°C	-40 ... +75		
<b>Ambient temperature</b>	°C	-25 ... +45, occasionally +55, max. 95 % humidity	-25 ... +55, max. 95 % humidity	
<b>Resistance to climate</b>	Acc. to IEC 60068-2-30	6 cycles		





<sup>1)</sup> The operational voltage 60 V DC/pole takes into account a battery charging voltage with a peak value of 72 V.

<sup>2)</sup> Exempt: Characteristic C: 0.3 ... 1 A, characteristic D: 0.3 ... 2 A.

### Overview

The 5SL miniature circuit breakers are particularly suitable for the demands of 4.5 kA and 6 kA applications in infrastructure, such as residential buildings and small commercial buildings.

### Selection and ordering data





4500 3		$I_n$	Mounting width	DT	Characteristic B			Characteristic C			PU (UNIT, SET, M)	PS*/P. unit	PG	Weight per PU approx.	
					Article No. <a href="http://www.siemens.com/product?Article.No.">www.siemens.com/product?Article.No.</a>	Price per PU	PG	DT	Article No. <a href="http://www.siemens.com/product?Article.No.">www.siemens.com/product?Article.No.</a>	Price per PU					PG
		A	MW <sup>1)</sup>												kg
<b>Miniature circuit breakers 4500 A</b>															
	<b>1P, 230/400 V AC</b>														
	0.3	1	--												
	0.5		--												
	1		--												
	1.6		--												
	2		--												
	3		--												
	4		--												
	6		5SL3106-6				1AE								
	8		--												
	10		5SL3110-6				1AE								
	13		5SL3113-6				1AE								
	16		5SL3116-6				1AE								
	20		5SL3120-6				1AE								
	25		5SL3125-6				1AE								
32		5SL3132-6				1AE									
40		5SL3140-6				1AE									
50		5SL3150-6				1AE									
63		5SL3163-6				1AE									
	<b>1P+N, 230 V AC</b>														
	0.3	2	--												
	0.5		--												
	1		--												
	1.6		--												
	2		--												
	3		--												
	4		--												
	6		5SL3506-6				1AE								
	8		--												
	10		5SL3510-6				1AE								
	13		5SL3513-6				1AE								
	16		5SL3516-6				1AE								
	20		5SL3520-6				1AE								
	25		5SL3525-6				1AE								
32		5SL3532-6				1AE									
40		5SL3540-6				1AE									
50		5SL3550-6				1AE									
63		5SL3563-6				1AE									
	<b>2P, 400 V AC</b>														
	0.3	2	--												
	0.5		--												
	1		--												
	1.6		--												
	2		--												
	3		--												
	4		--												
	6		5SL3206-6				1AE								
	8		--												
	10		5SL3210-6				1AE								
	13		5SL3213-6				1AE								
	16		5SL3216-6				1AE								
	20		5SL3220-6				1AE								
	25		5SL3225-6				1AE								
32		5SL3232-6				1AE									
40		5SL3240-6				1AE									
50		5SL3250-6				1AE									
63		5SL3263-6				1AE									

<sup>1)</sup> 1 MW (modular width) = 18 mm.

# Miniature Circuit Breakers





## 5SL Miniature Circuit Breakers

### 5SL3, 4500 A

4500 3		$I_n$	Mounting width MW <sup>1)</sup>	Characteristic B			Characteristic C			PU (UNIT, SET, M)	PS*/ P. unit	PG	Weight per PU approx. kg
				Article No. <a href="http://www.siemens.com/product?ArticleNo.">www.siemens.com/ product?Article No.</a>	Price per PU	PG	DT	Article No. <a href="http://www.siemens.com/product?ArticleNo.">www.siemens.com/ product?Article No.</a>	Price per PU				
<b>Miniature circuit breakers 4500 A</b>													
	<b>3P, 400 V AC</b>												
	1	--								1	1 unit	1AE	0.378
	2	--								1	1 unit	1AE	0.377
	3	--								1	1 unit	1AE	0.373
	4	--								1	1 unit	1AE	0.371
	6	5SL3306-6					1AE			1	1 unit	1AE	0.370
	10	5SL3310-6					1AE			1	1 unit	1AE	0.380
	16	5SL3316-6					1AE			1	1 unit	1AE	0.365
	20	5SL3320-6					1AE			1	1 unit	1AE	0.362
	25	5SL3325-6					1AE			1	1 unit	1AE	0.372
	32	5SL3332-6					1AE			1	1 unit	1AE	0.457
	40	5SL3340-6					1AE			1	1 unit	1AE	0.468
	50	5SL3350-6					1AE			1	1 unit	1AE	0.480
63	5SL3363-6					1AE			1	1 unit	1AE	0.485	
	<b>3P+N, 400 V AC</b>												
	1	--								1	1 unit	1AE	0.660
	2	--								1	1 unit	1AE	0.580
	3	--								1	1 unit	1AE	0.660
	4	--								1	1 unit	1AE	0.660
	6	5SL3606-6					1AE			1	1 unit	1AE	0.660
	8	--								1	1 unit	1AE	0.660
	10	5SL3610-6					1AE			1	1 unit	1AE	0.558
	13	5SL3613-6					1AE			1	1 unit	1AE	0.660
	16	5SL3616-6					1AE			1	1 unit	1AE	0.557
	20	5SL3620-6					1AE			1	1 unit	1AE	0.575
	25	5SL3625-6					1AE			1	1 unit	1AE	0.567
	32	5SL3632-6					1AE			1	1 unit	1AE	0.566
40	5SL3640-6					1AE			1	1 unit	1AE	0.588	
50	5SL3650-6					1AE			1	1 unit	1AE	0.607	
63	5SL3663-6					1AE			1	1 unit	1AE	0.601	
	<b>4P, 400 V AC</b>												
	1	--								1	1 unit	1AE	0.660
	2	--								1	1 unit	1AE	0.660
	3	--								1	1 unit	1AE	0.660
	4	--								1	1 unit	1AE	0.660
	6	--								1	1 unit	1AE	0.501
	10	--								1	1 unit	1AE	0.489
	13	--								1	1 unit	1AE	0.490
	16	--								1	1 unit	1AE	0.479
	20	--								1	1 unit	1AE	0.491
	25	--								1	1 unit	1AE	0.500
	32	--								1	1 unit	1AE	0.599
	40	--								1	1 unit	1AE	0.616
50	--								1	1 unit	1AE	0.640	
63	--								1	1 unit	1AE	0.630	

<sup>1)</sup> 1 MW (modular width) = 18 mm.

### Selection and ordering data

6000 3		$I_n$	Mounting width	DT	Characteristic B			Characteristic C			PU (UNIT, SET, M)	PS*/P. unit	PG	Weight per PU approx.
					Article No.	Price per PU	PG DT	Article No.	Price per PU	PG DT				
		A	MW <sup>1)</sup>											kg
<b>Miniature circuit breakers 6000 A</b>														
	<b>1P, 230/400 V AC</b>													
	0.3	1	--					5SL6114-7		1	1 unit	1AC	0.165	
	0.5		--					5SL6105-7		1	1 unit	1AC	0.159	
	1		--					5SL6101-7		1	1/12 units	1AC	0.148	
	1.6		--					5SL6115-7		1	1 unit	1AC	0.156	
	2		--					5SL6102-7		1	1/12 units	1AC	0.124	
	3		--					5SL6103-7		1	1 unit	1AC	0.132	
	4		--					5SL6104-7		1	1/12 units	1AC	0.123	
	6		5SL6106-6			1AB		5SL6106-7		1	1/12 units	1AC	0.122	
	8		--					5SL6108-7		1	1 unit	1AC	0.133	
	10		5SL6110-6			1AB		5SL6110-7		1	1/12 units	1AC	0.131	
	13		5SL6113-6			1AB		5SL6113-7		1	1/12 units	1AC	0.121	
	16		5SL6116-6			1AB		5SL6116-7		1	1/12 units	1AC	0.121	
	20		5SL6120-6			1AB		5SL6120-7		1	1/12 units	1AC	0.121	
	25		5SL6125-6			1AB		5SL6125-7		1	1/12 units	1AC	0.123	
	32		5SL6132-6			1AB		5SL6132-7		1	1/12 units	1AC	0.148	
40		5SL6140-6			1AB		5SL6140-7		1	1/12 units	1AC	0.154		
50		5SL6150-6			1AB		5SL6150-7		1	1/12 units	1AC	0.160		
63		5SL6163-6			1AB		5SL6163-7		1	1/12 units	1AC	0.157		
	<b>1P+N, 230 V AC</b>													
	0.3	2	--					5SL6514-7		1	1 unit	1AC	0.287	
	0.5		--					5SL6505-7		1	1 unit	1AC	0.282	
	1		--					5SL6501-7		1	1 unit	1AC	0.280	
	1.6		--					5SL6515-7		1	1 unit	1AC	0.279	
	2		--					5SL6502-7		1	1 unit	1AC	0.234	
	3		--					5SL6503-7		1	1 unit	1AC	0.234	
	4		--					5SL6504-7		1	1 unit	1AC	0.235	
	6		5SL6506-6			1AB		5SL6506-7		1	1/6 units	1AC	0.226	
	8		--					5SL6508-7		1	1 unit	1AC	0.235	
	10		5SL6510-6			1AB		5SL6510-7		1	1/6 units	1AC	0.222	
	13		5SL6513-6			1AB		5SL6513-7		1	1/6 units	1AC	0.221	
	16		5SL6516-6			1AB		5SL6516-7		1	1/6 units	1AC	0.222	
	20		5SL6520-6			1AB		5SL6520-7		1	1 unit	1AC	0.230	
	25		5SL6525-6			1AB		5SL6525-7		1	1 unit	1AC	0.251	
	32		5SL6532-6			1AB		5SL6532-7		1	1 unit	1AC	0.279	
40		5SL6540-6			1AB		5SL6540-7		1	1 unit	1AC	0.314		
50		5SL6550-6			1AB		5SL6550-7		1	1 unit	1AC	0.293		
63		5SL6563-6			1AB		5SL6563-7		1	1 unit	1AC	0.314		
	<b>2P, 400 V AC</b>													
	0.3	2	--					5SL6214-7		1	1 unit	1AC	0.309	
	0.5		--					5SL6205-7		1	1 unit	1AC	0.307	
	1		--					5SL6201-7		1	1 unit	1AC	0.303	
	1.6		--					5SL6215-7		1	1 unit	1AC	0.304	
	2		--					5SL6202-7		1	1/6 units	1AC	0.248	
	3		--					5SL6203-7		1	1/6 units	1AC	0.246	
	4		--					5SL6204-7		1	1/6 units	1AC	0.247	
	6		5SL6206-6			1AB		5SL6206-7		1	1/6 units	1AC	0.246	
	8		--					5SL6208-7		1	1 unit	1AC	0.255	
	10		5SL6210-6			1AB		5SL6210-7		1	1/6 units	1AC	0.243	
	13		5SL6213-6			1AB		5SL6213-7		1	1 unit	1AC	0.249	
	16		5SL6216-6			1AB		5SL6216-7		1	1/6 units	1AC	0.239	
	20		5SL6220-6			1AB		5SL6220-7		1	1/6 units	1AC	0.240	
	25		5SL6225-6			1AB		5SL6225-7		1	1/6 units	1AC	0.246	
	32		5SL6232-6			1AB		5SL6232-7		1	1/6 units	1AC	0.294	
40		5SL6240-6			1AB		5SL6240-7		1	1 unit	1AC	0.314		
50		5SL6250-6			1AB		5SL6250-7		1	1 unit	1AC	0.325		
63		5SL6263-6			1AB		5SL6263-7		1	1 unit	1AC	0.320		

<sup>1)</sup> 1 MW (modular width) = 18 mm.



# Miniature Circuit Breakers

## 5SL Miniature Circuit Breakers




### 5SL6, 6000 A

6000  
3

$I_n$	Mounting width	DT	Characteristic B	Price per PU	PG	DT	Characteristic C	Price per PU	PU (UNIT, SET, M)	PS*/P. unit	PG	Weight per PU approx.
A	MW <sup>1)</sup>		Article No. <a href="http://www.siemens.com/product?Article.No.">www.siemens.com/ product?Article.No.</a>				Article No. <a href="http://www.siemens.com/product?Article.No.">www.siemens.com/ product?Article.No.</a>					kg
<b>Miniature circuit breakers 6000 A</b>												
<b>3P, 400 V AC</b>												
0.3	3	--	--				5SL6314-7		1	1 unit	1AC	0.458
0.5		--	--				5SL6305-7		1	1 unit	1AC	0.448
1		--	--				5SL6301-7		1	1 unit	1AC	0.449
1.6		--	--				5SL6315-7		1	1 unit	1AC	0.445
2		--	--				5SL6302-7		1	1 unit	1AC	0.377
3		--	--				5SL6303-7		1	1 unit	1AC	0.375
4		--	--				5SL6304-7		1	1 unit	1AC	0.375
6		5SL6306-6	--			1AB	5SL6306-7		1	1/4 units	1AC	0.368
8		--	--				5SL6308-7		1	1 unit	1AC	0.376
10		5SL6310-6	--			1AB	5SL6310-7		1	1/4 units	1AC	0.364
13		5SL6313-6	--			1AB	5SL6313-7		1	1 unit	1AC	0.370
16		5SL6316-6	--			1AB	5SL6316-7		1	1/4 units	1AC	0.360
20		5SL6320-6	--			1AB	5SL6320-7		1	1/4 units	1AC	0.357
25		5SL6325-6	--			1AB	5SL6325-7		1	1/4 units	1AC	0.365
32		5SL6332-6	--			1AB	5SL6332-7		1	1/4 units	1AC	0.448
40		5SL6340-6	--			1AB	5SL6340-7		1	1/4 units	1AC	0.464
50		5SL6350-6	--			1AB	5SL6350-7		1	1/4 units	1AC	0.477
63		5SL6363-6	--			1AB	5SL6363-7		1	1/4 units	1AC	0.470
<b>3P+N, 400 V AC</b>												
0.3	4	--	--				5SL6614-7		1	1 unit	1AC	0.585
0.5		--	--				5SL6605-7		1	1 unit	1AC	0.576
1		--	--				5SL6601-7		1	1 unit	1AC	0.573
1.6		--	--				5SL6615-7		1	1 unit	1AC	0.580
2		--	--				5SL6602-7		1	1 unit	1AC	0.576
3		--	--				5SL6603-7		1	1 unit	1AC	0.566
4		--	--				5SL6604-7		1	1 unit	1AC	0.564
6		5SL6606-6	--			1AB	5SL6606-7		1	1 unit	1AC	0.604
8		--	--				5SL6608-7		1	1 unit	1AC	0.563
10		5SL6610-6	--			1AB	5SL6610-7		1	1 unit	1AC	0.557
13		5SL6613-6	--			1AB	5SL6613-7		1	1/3 units	1AC	0.598
16		5SL6616-6	--			1AB	5SL6616-7		1	1/3 units	1AC	0.560
20		5SL6620-6	--			1AB	5SL6620-7		1	1 unit	1AC	0.569
25		5SL6625-6	--			1AB	5SL6625-7		1	1 unit	1AC	0.605
32		5SL6632-6	--			1AB	5SL6632-7		1	1 unit	1AC	0.606
40		5SL6640-6	--			1AB	5SL6640-7		1	1 unit	1AC	0.590
50		5SL6650-6	--			1AB	5SL6650-7		1	1 unit	1AC	0.642
63		5SL6663-6	--			1AB	5SL6663-7		1	1 unit	1AC	0.600
<b>4P, 400 V AC</b>												
0.3	4	--	--				5SL6414-7		1	1 unit	1AC	0.611
0.5		--	--				5SL6405-7		1	1 unit	1AC	0.612
1		--	--				5SL6401-7		1	1 unit	1AC	0.594
1.6		--	--				5SL6415-7		1	1 unit	1AC	0.660
2		--	--				5SL6402-7		1	1 unit	1AC	0.580
3		--	--				5SL6403-7		1	1 unit	1AC	0.585
4		--	--				5SL6404-7		1	1 unit	1AC	0.492
6		5SL6406-6	--			1AB	5SL6406-7		1	1 unit	1AC	0.496
8		--	--				5SL6408-7		1	1 unit	1AC	0.499
10		5SL6410-6	--			1AB	5SL6410-7		1	1/3 units	1AC	0.488
13		5SL6413-6	--			1AB	5SL6413-7		1	1 unit	1AC	0.488
16		5SL6416-6	--			1AB	5SL6416-7		1	1 unit	1AC	0.480
20		5SL6420-6	--			1AB	5SL6420-7		1	1 unit	1AC	0.478
25		5SL6425-6	--			1AB	5SL6425-7		1	1 unit	1AC	0.492
32		5SL6432-6	--			1AB	5SL6432-7		1	1 unit	1AC	0.590
40		5SL6440-6	--			1AB	5SL6440-7		1	1 unit	1AC	0.614
50		5SL6450-6	--			1AB	5SL6450-7		1	1 unit	1AC	0.642
63		5SL6463-6	--			1AB	5SL6463-7		1	1 unit	1AC	0.628

<sup>1)</sup> 1 MW (modular width) = 18 mm.

### Selection and ordering data





10000 3	$\Delta$ VE I <sub>n</sub>	Mounting width	DT	Characteristic B			Characteristic C			PU (UNIT, SET, M)	PS*/P. unit	PG	Weight per PU approx. kg
				Article No. <a href="http://www.siemens.com/product?Article.No.">www.siemens.com/ product?Article.No.</a>	Price per PU	PG DT	Article No. <a href="http://www.siemens.com/product?Article.No.">www.siemens.com/ product?Article.No.</a>	Price per PU					
<b>Miniature circuit breakers 10000 A</b>													
	<b>1P, 230/400 V AC</b>												
	0.3	1	--				5SL4114-7		1	1 unit	1AC	0.165	
	0.5		--				5SL4105-7		1	1 unit	1AC	0.159	
	1		5SL4101-6			1AB	5SL4101-7		1	1/12 units	1AC	0.150	
	1.6		--				5SL4115-7		1	1 unit	1AC	0.159	
	2		5SL4102-6			1AB	5SL4102-7		1	1/12 units	1AC	0.153	
	3		5SL4103-6			1AB	5SL4103-7		1	1 unit	1AC	0.161	
	4		5SL4104-6			1AB	5SL4104-7		1	1/12 units	1AC	0.151	
	6		5SL4106-6			1AB	5SL4106-7		1	1/12 units	1AC	0.152	
	8		5SL4108-6			1AB	5SL4108-7		1	1 unit	1AC	0.161	
	10		5SL4110-6	▶		1AB	5SL4110-7		1	1/12 units	1AC	0.152	
	13		5SL4113-6			1AB	5SL4113-7		1	1/12 units	1AC	0.150	
	16		5SL4116-6	▶		1AB ▶	5SL4116-7		1	1/12 units	1AC	0.153	
	20		5SL4120-6			1AB	5SL4120-7		1	1 unit	1AC	0.161	
	25		5SL4125-6			1AB	5SL4125-7		1	1 unit	1AC	0.160	
	32		5SL4132-6			1AB	5SL4132-7		1	1 unit	1AC	0.161	
	40		5SL4140-6			1AB	5SL4140-7		1	1 unit	1AC	0.165	
50		5SL4150-6			1AB	5SL4150-7		1	1 unit	1AC	0.170		
63		5SL4163-6			1AB	5SL4163-7		1	1 unit	1AC	0.170		
	<b>1P+N, 230 V AC</b>												
	0.3	2	--				5SL4514-7		1	1 unit	1AC	0.330	
	0.5		--				5SL4505-7		1	1 unit	1AC	0.330	
	1		5SL4501-6			1AB	5SL4501-7		1	1 unit	1AC	0.305	
	1.6		--				5SL4515-7		1	1 unit	1AC	0.330	
	2		5SL4502-6			1AB	5SL4502-7		1	1 unit	1AC	0.306	
	3		5SL4503-6			1AB	5SL4503-7		1	1 unit	1AC	0.306	
	4		5SL4504-6			1AB	5SL4504-7		1	1 unit	1AC	0.306	
	6		5SL4506-6			1AB	5SL4506-7		1	1 unit	1AC	0.306	
	8		5SL4508-6			1AB	5SL4508-7		1	1 unit	1AC	0.330	
	10		5SL4510-6			1AB ▶	5SL4510-7		1	1 unit	1AC	0.307	
	13		5SL4513-6			1AB	5SL4513-7		1	1 unit	1AC	0.304	
	16		5SL4516-6			1AB	5SL4516-7		1	1 unit	1AC	0.310	
	20		5SL4520-6			1AB	5SL4520-7		1	1 unit	1AC	0.312	
	25		5SL4525-6			1AB	5SL4525-7		1	1 unit	1AC	0.313	
	32		5SL4532-6			1AB	5SL4532-7		1	1 unit	1AC	0.311	
	40		5SL4540-6			1AB	5SL4540-7		1	1 unit	1AC	0.330	
50		5SL4550-6			1AB	5SL4550-7		1	1 unit	1AC	0.330		
63		5SL4563-6			1AB	5SL4563-7		1	1 unit	1AC	0.330		
	<b>2P, 400 V AC</b>												
	0.3	2	--				5SL4214-7		1	1 unit	1AC	0.313	
	0.5		--				5SL4205-7		1	1 unit	1AC	0.308	
	1		5SL4201-6			1AB	5SL4201-7		1	1 unit	1AC	0.312	
	1.6		--				5SL4215-7		1	1 unit	1AC	0.307	
	2		5SL4202-6			1AB	5SL4202-7		1	1 unit	1AC	0.311	
	3		5SL4203-6			1AB	5SL4203-7		1	1 unit	1AC	0.312	
	4		5SL4204-6			1AB	5SL4204-7		1	1 unit	1AC	0.330	
	6		5SL4206-6			1AB	5SL4206-7		1	1 unit	1AC	0.313	
	8		5SL4208-6			1AB	5SL4208-7		1	1 unit	1AC	0.313	
	10		5SL4210-6			1AB	5SL4210-7		1	1 unit	1AC	0.310	
	13		5SL4213-6			1AB	5SL4213-7		1	1 unit	1AC	0.305	
	16		5SL4216-6			1AB	5SL4216-7		1	1 unit	1AC	0.312	
	20		5SL4220-6			1AB	5SL4220-7		1	1 unit	1AC	0.312	
	25		5SL4225-6			1AB	5SL4225-7		1	1 unit	1AC	0.313	
	32		5SL4232-6			1AB	5SL4232-7		1	1 unit	1AC	0.311	
	40		5SL4240-6			1AB	5SL4240-7		1	1 unit	1AC	0.315	
50		5SL4250-6			1AB	5SL4250-7		1	1 unit	1AC	0.330		
63		5SL4263-6			1AB	5SL4263-7		1	1 unit	1AC	0.330		

<sup>1)</sup> 1 MW (modular width) = 18 mm.

# Miniature Circuit Breakers

## 5SL Miniature Circuit Breakers

### 5SL4, 10000 A






10000 3			$I_n$	Mounting width	DT	Characteristic B Article No. <a href="http://www.siemens.com/product?ArticleNo.">www.siemens.com/ product?Article No.</a>	Price per PU	PG DT	Characteristic C Article No. <a href="http://www.siemens.com/product?ArticleNo.">www.siemens.com/ product?Article No.</a>	Price per PU	PU (UNIT, SET, M)	PS* P. unit	PG	Weight per PU approx. kg
			A	MW <sup>1)</sup>										
<b>Miniature circuit breakers 10000 A</b>														
<b>3P, 400 V AC</b>														
	0.3		3	--					5SL4314-7		1	1 unit	1AC	0.465
	0.5			--					5SL4305-7		1	1 unit	1AC	0.465
	1			5SL4301-6			1AB		5SL4301-7		1	1 unit	1AC	0.465
	1.6			--					5SL4315-7		1	1 unit	1AC	0.465
	2			5SL4302-6			1AB		5SL4302-7		1	1 unit	1AC	0.463
	3			5SL4303-6			1AB		5SL4303-7		1	1 unit	1AC	0.465
	4			5SL4304-6			1AB		5SL4304-7		1	1 unit	1AC	0.465
	6			5SL4306-6			1AB		5SL4306-7		1	1 unit	1AC	0.461
	8			5SL4308-6			1AB		5SL4308-7		1	1 unit	1AC	0.465
	10			5SL4310-6			1AB		5SL4310-7		1	1 unit	1AC	0.463
	13			5SL4313-6			1AB		5SL4313-7		1	1 unit	1AC	0.452
	16			5SL4316-6			1AB		5SL4316-7		1	1/4 units	1AC	0.460
	20			5SL4320-6			1AB		5SL4320-7		1	1 unit	1AC	0.463
	25			5SL4325-6			1AB		5SL4325-7		1	1 unit	1AC	0.463
32			5SL4332-6			1AB		5SL4332-7		1	1/4 units	1AC	0.455	
40			5SL4340-6			1AB		5SL4340-7		1	1 unit	1AC	0.464	
50			5SL4350-6			1AB		5SL4350-7		1	1 unit	1AC	0.489	
63			5SL4363-6			1AB		5SL4363-7		1	1 unit	1AC	0.489	
<b>3P+N, 400 V AC</b>														
	0.3		4	--					5SL4614-7		1	1 unit	1AC	0.660
	0.5			--					5SL4605-7		1	1 unit	1AC	0.660
	1			5SL4601-6			1AB		5SL4601-7		1	1 unit	1AC	0.660
	1.6			--					5SL4615-7		1	1 unit	1AC	0.660
	2			5SL4602-6			1AB		5SL4602-7		1	1 unit	1AC	0.660
	3			5SL4603-6			1AB		5SL4603-7		1	1 unit	1AC	0.660
	4			5SL4604-6			1AB		5SL4604-7		1	1 unit	1AC	0.660
	6			5SL4606-6			1AB		5SL4606-7		1	1 unit	1AC	0.660
	8			5SL4608-6			1AB		5SL4608-7		1	1 unit	1AC	0.660
	10			5SL4610-6			1AB		5SL4610-7		1	1 unit	1AC	0.607
	13			5SL4613-6			1AB		5SL4613-7		1	1 unit	1AC	0.598
	16			5SL4616-6			1AB		5SL4616-7		1	1 unit	1AC	0.616
	20			5SL4620-6			1AB		5SL4620-7		1	1 unit	1AC	0.614
	25			5SL4625-6			1AB		5SL4625-7		1	1 unit	1AC	0.613
32			5SL4632-6			1AB		5SL4632-7		1	1 unit	1AC	0.610	
40			5SL4640-6			1AB		5SL4640-7		1	1 unit	1AC	0.616	
50			5SL4650-6			1AB		5SL4650-7		1	1 unit	1AC	0.660	
63			5SL4663-6			1AB		5SL4663-7		1	1 unit	1AC	0.645	
<b>4P, 400 V AC</b>														
	0.3		4	--					5SL4414-7		1	1 unit	1AC	0.660
	0.5			--					5SL4405-7		1	1 unit	1AC	0.660
	1			5SL4401-6			1AB		5SL4401-7		1	1 unit	1AC	0.605
	1.6			--					5SL4415-7		1	1 unit	1AC	0.660
	2			5SL4402-6			1AB		5SL4402-7		1	1 unit	1AC	0.660
	3			5SL4403-6			1AB		5SL4403-7		1	1 unit	1AC	0.660
	4			5SL4404-6			1AB		5SL4404-7		1	1 unit	1AC	0.610
	6			5SL4406-6			1AB		5SL4406-7		1	1 unit	1AC	0.611
	8			5SL4408-6			1AB		5SL4408-7		1	1 unit	1AC	0.660
	10			5SL4410-6			1AB		5SL4410-7		1	1 unit	1AC	0.614
	13			5SL4413-6			1AB		5SL4413-7		1	1 unit	1AC	0.603
	16			5SL4416-6			1AB		5SL4416-7		1	1 unit	1AC	0.614
	20			5SL4420-6			1AB		5SL4420-7		1	1 unit	1AC	0.614
	25			5SL4425-6			1AB		5SL4425-7		1	1 unit	1AC	0.614
32			5SL4432-6			1AB		5SL4432-7		1	1 unit	1AC	0.605	
40			5SL4440-6			1AB		5SL4440-7		1	1 unit	1AC	0.619	
50			5SL4450-6			1AB		5SL4450-7		1	1 unit	1AC	0.646	
63			5SL4463-6			1AB		5SL4463-7		1	1 unit	1AC	0.650	

<sup>1)</sup> 1 MW (modular width) = 18 mm.

# Miniature Circuit Breakers

## 5SL Miniature Circuit Breakers

5SL4, 10000 A






 	$I_n$	Mounting width MW <sup>1)</sup>	DT	Characteristic D		PU (UNIT, SET, M)	PS*/ P. unit	PG	Weight per PU approx. kg
				Article No. <a href="http://www.siemens.com/product?Article No.">www.siemens.com/ product?Article No.</a>	Price per PU				
<b>Miniature circuit breakers 10000 A</b>									
	<b>1P, 230/400 V AC</b>		1		5SL4114-8	1	1 unit	1AA	0.165
	0.3				5SL4105-8	1	1 unit	1AA	0.165
	0.5				5SL4101-8	1	1 unit	1AA	0.159
	1				5SL4115-8	1	1 unit	1AA	0.165
	1.6				5SL4102-8	1	1 unit	1AA	0.159
	2				5SL4103-8	1	1 unit	1AA	0.165
	3				5SL4104-8	1	1 unit	1AA	0.160
	4				5SL4106-8	1	1 unit	1AA	0.165
	6				5SL4108-8	1	1 unit	1AA	0.158
	8				5SL4110-8	1	1 unit	1AA	0.157
	10				5SL4113-8	1	1 unit	1AA	0.158
	13				5SL4116-8	1	1 unit	1AA	0.160
	16				5SL4120-8	1	1 unit	1AA	0.160
	20				5SL4125-8	1	1 unit	1AA	0.165
	25				5SL4132-8	1	1 unit	1AA	0.165
32		5SL4140-8	1	1 unit	1AA	0.165			
40		5SL4150-8	1	1 unit	1AA	0.165			
50		5SL4163-8	1	1 unit	1AA	0.165			
63									
	<b>1P+N, 230 V AC</b>		2		5SL4514-8	1	1 unit	1AA	0.330
	0.3				5SL4505-8	1	1 unit	1AA	0.330
	0.5				5SL4501-8	1	1 unit	1AA	0.303
	1				5SL4515-8	1	1 unit	1AA	0.330
	1.6				5SL4502-8	1	1 unit	1AA	0.306
	2				5SL4503-8	1	1 unit	1AA	0.305
	3				5SL4504-8	1	1 unit	1AA	0.310
	4				5SL4506-8	1	1 unit	1AA	0.308
	6				5SL4508-8	1	1 unit	1AA	0.303
	8				5SL4510-8	1	1 unit	1AA	0.302
	10				5SL4513-8	1	1 unit	1AA	0.330
	13				5SL4516-8	1	1 unit	1AA	0.312
	16				5SL4520-8	1	1 unit	1AA	0.312
	20				5SL4525-8	1	1 unit	1AA	0.311
	25				5SL4532-8	1	1 unit	1AA	0.313
32		5SL4540-8	1	1 unit	1AA	0.330			
40		5SL4550-8	1	1 unit	1AA	0.329			
50		5SL4563-8	1	1 unit	1AA	0.330			
63									
	<b>2P, 400 V AC</b>		2		5SL4214-8	1	1 unit	1AA	0.330
	0.3				5SL4205-8	1	1 unit	1AA	0.296
	0.5				5SL4201-8	1	1 unit	1AA	0.308
	1				5SL4215-8	1	1 unit	1AA	0.330
	1.6				5SL4202-8	1	1 unit	1AA	0.310
	2				5SL4203-8	1	1/6 units	1AA	0.303
	3				5SL4204-8	1	1 unit	1AA	0.310
	4				5SL4206-8	1	1 unit	1AA	0.313
	6				5SL4208-8	1	1 unit	1AA	0.305
	8				5SL4210-8	1	1 unit	1AA	0.300
	10				5SL4213-8	1	1 unit	1AA	0.330
	13				5SL4216-8	1	1 unit	1AA	0.309
	16				5SL4220-8	1	1 unit	1AA	0.309
	20				5SL4225-8	1	1 unit	1AA	0.310
	25				5SL4232-8	1	1 unit	1AA	0.313
32		5SL4240-8	1	1 unit	1AA	0.315			
40		5SL4250-8	1	1 unit	1AA	0.330			
50		5SL4263-8	1	1 unit	1AA	0.330			
63									

<sup>1)</sup> 1 MW (modular width) = 18 mm.

## Miniature Circuit Breakers

### 5SL Miniature Circuit Breakers

#### 5SL4, 10000 A

 	$I_n$	Mounting width MW <sup>1)</sup>	DT	Characteristic D		PU (UNIT, SET, M)	PS*/ P. unit	PG	Weight per PU approx. kg	
				Article No. <a href="http://www.siemens.com/product?Article No.">www.siemens.com/ product?Article No.</a>	Price per PU					
<b>Miniature circuit breakers 10000 A</b>										
	<b>3P, 400 V AC</b>			3			1	1 unit	1AA	
	0.3	5SL4314-8	0.465							
	0.5	5SL4305-8	0.465							
	1	5SL4301-8	0.465							
	1.6	5SL4315-8	0.465							
	2	5SL4302-8	0.465							
	3	5SL4303-8	0.465							
	4	5SL4304-8	0.465							
	6	5SL4306-8	0.465							
	8	5SL4308-8	0.454							
	10	5SL4310-8	0.449							
	13	5SL4313-8	0.449							
	16	5SL4316-8	0.465							
	20	5SL4320-8	0.465							
	25	5SL4325-8	0.465							
32	5SL4332-8	0.465								
40	5SL4340-8	0.465								
50	5SL4350-8	0.489								
63	5SL4363-8	0.490								
	<b>3P+N, 400 V AC</b>			4			1	1 unit	1AA	
	0.3	5SL4614-8	0.660							
	0.5	5SL4605-8	0.660							
	1	5SL4601-8	0.660							
	1.6	5SL4615-8	0.660							
	2	5SL4602-8	0.660							
	3	5SL4603-8	0.660							
	4	5SL4604-8	0.607							
	6	5SL4606-8	0.660							
	8	5SL4608-8	0.660							
	10	5SL4610-8	0.595							
	13	5SL4613-8	0.660							
	16	5SL4616-8	0.611							
	20	5SL4620-8	0.610							
	25	5SL4625-8	0.612							
32	5SL4632-8	0.616								
40	5SL4640-8	0.617								
50	5SL4650-8	0.660								
63	5SL4663-8	0.660								
	<b>4P, 400 V AC</b>			4			1	1 unit	1AA	
	0.3	5SL4414-8	0.660							
	0.5	5SL4405-8	0.660							
	1	5SL4401-8	0.603							
	1.6	5SL4415-8	0.660							
	2	5SL4402-8	0.660							
	3	5SL4403-8	0.660							
	4	5SL4404-8	0.611							
	6	5SL4406-8	0.615							
	8	5SL4408-8	0.660							
	10	5SL4410-8	0.596							
	13	5SL4413-8	0.660							
	16	5SL4416-8	0.609							
	20	5SL4420-8	0.610							
	25	5SL4425-8	0.660							
32	5SL4432-8	0.616								
40	5SL4440-8	0.618								
50	5SL4450-8	0.660								
63	5SL4463-8	0.649								

<sup>1)</sup> 1 MW (modular width) = 18 mm.

### Overview

Miniature circuit breakers are used to protect systems and installations in buildings and for industrial applications.

Used in industrial applications and plant engineering, miniature circuit breakers can be supplemented with additional components, such as auxiliary switches, fault signal contacts, shunt trips, undervoltage releases, remote controlled mechanism, RC units, and arc fault detection devices.

The devices are approved for worldwide use according to IEC standards for power supply systems up to 250/440 V AC. 72 V DC per pole is permitted in DC systems.

For North America, there is an additional approval according to UL 1077 for use as "supplementary protectors" in systems up to 480/277 V AC. For use in ship building, the devices also have numerous certifications according to shipping classifications; BV, DNV, GL and LRS. References to this can be found in chapter "Appendix", "Standards and approvals".

### Benefits



- Optional top or bottom infeed as the terminals are identical
- Clear and visible conductor connection in front of the rear busbar facilitates controls
- The conductor is easily inserted into the terminal thanks to the large and easily accessible wiring space



- Quick and easy manual removal of miniature circuit breakers from the busbar assembly, for example if connections need to be changed
- Time-saving replacement of parts as busbars no longer need to be freed from adjacent devices



- Double terminal chambers permit accommodation of 2 wires of different cross-sections



- The 5SY miniature circuit breakers are ideal for the quick and easy mounting of auxiliary switches and fault signal contacts. Captive metal brackets on the additional components ensure the quick and easy mounting of devices on the miniature circuit breakers without the need for tools

# Miniature Circuit Breakers

## 5SY and 5SP Miniature Circuit Breakers

### Introduction

### Technical specifications

		5SY6	5SY4	5SY5	5SY7	5SY8	5SP4
<b>Standards</b>		EN 60898-1	EN 60898-1	EN 60898-2	EN 60898-1	EN 60947-2	EN 60898-1
<b>Approvals</b>		see chapter "Appendix"					
<b>Rated voltage <math>U_n</math></b>	V AC V DC	230/400 --	230/400 --	230/400 220/440/ 880 <sup>5)</sup>	230/400 --	230/400 --	230/400 --
<b>Operational voltage</b>							
	Min. V AC/DC/pole	24	24	24	24	24	24
Acc. to EN 60898-1/-2 and EN 60947-2	Max. V DC/pole	72 <sup>4)</sup>	72 <sup>4)</sup>	250	72 <sup>4)</sup>	72 <sup>4)</sup>	72
	Max. V AC	250/440	250/440	250/440	250/440	250/440	250/440
Acc. to UL 1077 and CSA C22.2 No.235	Max. V AC	480/277	480/277	--	480/277	480/277	480/277
	Max. V DC	60	60 <sup>6)</sup>	--	60 <sup>6)</sup>	60 <sup>6)</sup>	60
<b>Breaking capacity<sup>1)</sup></b>							
• $I_{cn}$ acc. to IEC/EN 60898-1	kA AC	6	10	10	15	--	10
• $I_{cn}$ acc. to IEC/EN 60898-2	kA DC	10	10	10	15	--	10
• $I_{cu}$ acc. to IEC/EN 60947-2	kA AC kA DC	30 ... 10 <sup>1)</sup> 15	35 ... 10 <sup>1)</sup> 15	35 ... 10 <sup>1)</sup> 15	50 ... 15 <sup>1)</sup> 15	70 ... 20 <sup>1)</sup> 15	10 15
• Acc. to UL1077 and CSA C22.2 No.235	kA AC	5	5	--	5	5	5
<b>Insulation coordination</b>							
• Rated insulation voltage	V AC V DC/pole	250/440 --	--	250	--	--	--
<b>Rated frequency</b>	Hz	50/60					
<b>Pollution degree for overvoltage category</b>		3/III <sup>3)</sup>					
<b>Touch protection</b>	Acc. to EN 50274	Yes					
<b>Handle end position, sealable</b>		Yes					
<b>Degree of protection</b>	Acc. to EN 60529	IP20 with connected conductors, IP40 in the area of the handle with distribution cover					
<b>CFC and silicone-free</b>		Yes					
<b>Mounting</b>							
• Snap-on fixing system		Yes					--
• Standard mounting rail and screw fixing		--					Yes
<b>Terminals</b>	± Screw (Pozidriv)	2					
• Tunnel terminals at both ends		--					Yes
• Combined terminals at both ends		Yes					--
• Terminal tightening torque	Nm lbs/in.	2.5 ... 3 22 ... 26					2.5 ... 3.5 22 ... 31
<b>Conductor cross-sections</b>							
• Solid and stranded	mm <sup>2</sup>	0.75 ... 35					
• Finely stranded, with end sleeve	mm <sup>2</sup>	0.75 ... 25					
• AWG conductors (Cu 60/75 °C $I_n \leq 40$ A; 60 °C $I_n > 40$ A)	AWG	14 ... 4					
<b>Mains connection</b>							
• AC		Any					
• DC		Any		<sup>2)</sup>		Any	
<b>Mounting position</b>		Any					
<b>Endurance</b>							
On average, with rated load	Actuations Actuations	20000 10000 for 5SY5 at 40 A, 50 A and 63 A					
<b>Ambient temperature</b>	°C	-25 ... +55, max. 95 % humidity					
<b>Storage temperature</b>	°C	-40 ... +75					
<b>Resistance to climate</b>	Acc. to IEC 60068-2-30	6 cycles					
<b>Shock</b>	Acc. to IEC 60068-2-27 m/s <sup>2</sup>	150 at 11 ms half-sine					
<b>Resistance to vibrations</b>	Acc. to IEC 60068-2-6 m/s <sup>2</sup>	50 at 25 ... 150 Hz and 60 at 35 Hz (4 s)					

<sup>1)</sup> For further information see Configuration Manual "Miniature circuit breakers" at: [www.siemens.com/lowvoltage/manuals](http://www.siemens.com/lowvoltage/manuals).

<sup>2)</sup> Ensure compliance with the specified polarity when connecting DC.

<sup>3)</sup> 5SY54.. 4-pole, degree of pollution 2 at overvoltage category II.

<sup>4)</sup> Exempt: C/D 0.3 A ... 0.5 A

<sup>5)</sup> 5SY54.. 4-pole 880 V is not a standardized voltage acc. to EN 60898-1, suitable for max. 1000 V DC, if the four poles are connected in series.





<sup>6)</sup> Valid for 1-pole switching devices only.

# Miniature Circuit Breakers

## 5SY and 5SP Miniature Circuit Breakers

5SY6, 6000 A

## Selection and ordering data

6000 3		$I_n$	Mounting width MW <sup>1)</sup>	DT	Characteristic B			Characteristic C			PG	Weight per PU approx. kg
					Article No. <a href="http://www.siemens.com/product?Article.No.">www.siemens.com/product?Article.No.</a>	Price per PU	PG	DT	Article No. <a href="http://www.siemens.com/product?Article.No.">www.siemens.com/product?Article.No.</a>	Price per PU		
<b>Miniature circuit breakers 6000 A</b>												
	<b>1P, 230/400 V AC</b>											
	0.3	1	--					5SY6114-7	1	1 unit	1AC	0.168
	0.5		--					5SY6105-7	1	1/12 units	1AC	0.157
	1		--					5SY6101-7	1	1/12 units	1AC	0.155
	1.6		--					5SY6115-7	1	1 unit	1AC	0.162
	2		5SY6102-6			1AB ▶		5SY6102-7	1	1/12 units	1AC	0.157
	3		--					5SY6103-7	1	1/12 units	1AC	0.152
	4		5SY6104-6			1AB ▶		5SY6104-7	1	1/12 units	1AC	0.152
	5		--					5SY6111-7	1	1 unit	1AC	0.161
	6	▶	5SY6106-6			1AB ▶		5SY6106-7	1	1/12 units	1AC	0.150
	8		--					5SY6108-7	1	1/12 units	1AC	0.150
	10	▶	5SY6110-6			1AB ▶		5SY6110-7	1	1/12 units	1AC	0.154
	13		5SY6113-6			1AB		5SY6113-7	1	1/12 units	1AC	0.152
	15		--					5SY6118-7	1	1 unit	1AC	0.158
	16	▶	5SY6116-6			1AB ▶		5SY6116-7	1	1/12 units	1AC	0.155
	20		5SY6120-6			1AB		5SY6120-7	1	1/12 units	1AC	0.154
	25		5SY6125-6			1AB		5SY6125-7	1	1/12 units	1AC	0.153
30		--					5SY6130-7	1	1 unit	1AC	0.148	
32		5SY6132-6			1AB		5SY6132-7	1	1/12 units	1AC	0.154	
40		5SY6140-6			1AB		5SY6140-7	1	1/12 units	1AC	0.154	
50		5SY6150-6			1AB		5SY6150-7	1	1/12 units	1AC	0.160	
63		5SY6163-6			1AB		5SY6163-7	1	1/12 units	1AC	0.164	
	<b>1P+N, 230 V AC</b>											
	0.3	2	--					5SY6514-7	1	1 unit	1AC	0.328
	0.5		--					5SY6505-7	1	1 unit	1AC	0.324
	1		--					5SY6501-7	1	1 unit	1AC	0.319
	1.6		--					5SY6515-7	1	1 unit	1AC	0.311
	2		5SY6506-6			1AB		5SY6502-7	1	1 unit	1AC	0.321
	3		--					5SY6503-7	1	1 unit	1AC	0.311
	4		5SY6510-6			1AB		5SY6504-7	1	1 unit	1AC	0.313
	6		5SY6513-6			1AB		5SY6506-7	1	1/6 units	1AC	0.302
	8		--					5SY6508-7	1	1 unit	1AC	0.313
	10		5SY6510-6			1AB		5SY6510-7	1	1/6 units	1AC	0.302
	13		5SY6513-6			1AB		5SY6513-7	1	1/6 units	1AC	0.309
	16		5SY6516-6			1AB		5SY6516-7	1	1/6 units	1AC	0.302
	20		5SY6520-6			1AB		5SY6520-7	1	1 unit	1AC	0.313
25		5SY6525-6			1AB		5SY6525-7	1	1 unit	1AC	0.314	
32		5SY6532-6			1AB		5SY6532-7	1	1 unit	1AC	0.317	
40		5SY6540-6			1AB		5SY6540-7	1	1 unit	1AC	0.317	
50		5SY6550-6			1AB		5SY6550-7	1	1 unit	1AC	0.323	
63		5SY6563-6			1AB		5SY6563-7	1	1 unit	1AC	0.344	
	<b>2P, 400 V AC</b>											
	0.3	2	--					5SY6214-7	1	1 unit	1AC	0.325
	0.5		--					5SY6205-7	1	1 unit	1AC	0.322
	1		--					5SY6201-7	1	1/6 units	1AC	0.313
	1.6		--					5SY6215-7	1	1 unit	1AC	0.316
	2		--			▶		5SY6202-7	1	1/6 units	1AC	0.316
	3		--					5SY6203-7	1	1/6 units	1AC	0.305
	4		--			▶		5SY6204-7	1	1/6 units	1AC	0.304
	5		--					5SY6211-7	1	1 unit	1AC	0.297
	6		5SY6206-6			1AB ▶		5SY6206-7	1	1/6 units	1AC	0.302
	8		--					5SY6208-7	1	1 unit	1AC	0.309
	10		5SY6210-6			1AB ▶		5SY6210-7	1	1/6 units	1AC	0.302
	13		5SY6213-6			1AB		5SY6213-7	1	1 unit	1AC	0.316
	15		--					5SY6218-7	1	1 unit	1AC	0.294
	16		5SY6216-6			1AB ▶		5SY6216-7	1	1/6 units	1AC	0.302
	20		5SY6220-6			1AB		5SY6220-7	1	1/6 units	1AC	0.309
	25		5SY6225-6			1AB		5SY6225-7	1	1/6 units	1AC	0.309
30		--					5SY6230-7	1	1 unit	1AC	0.300	
32		5SY6232-6			1AB		5SY6232-7	1	1/6 units	1AC	0.310	
40		5SY6240-6			1AB		5SY6240-7	1	1 unit	1AC	0.316	
50		5SY6250-6			1AB		5SY6250-7	1	1 unit	1AC	0.328	
63		5SY6263-6			1AB		5SY6263-7	1	1 unit	1AC	0.337	





<sup>1)</sup> 1 MW (modular width) = 18 mm.



## Miniature Circuit Breakers

### 5SY and 5SP Miniature Circuit Breakers

#### 5SY6, 6000 A

6000 3		$I_n$	Mounting width MW <sup>1)</sup>	DT	Characteristic B			Characteristic C						
					Article No. <a href="http://www.siemens.com/product?Article.No.">www.siemens.com/ product?Article.No.</a>	Price per PU	PG	DT	Article No. <a href="http://www.siemens.com/product?Article.No.">www.siemens.com/ product?Article.No.</a>	Price per PU	PU (UNIT, SET, M)	PS*/ P. unit	PG	Weight per PU approx. kg
<b>Miniature circuit breakers 6000 A</b>														
<b>3P, 400 V AC</b>														
		0.3	3	--							1	1 unit	1AC	0.483
		0.5		--							1	1 unit	1AC	0.478
		1		--							1	1 unit	1AC	0.472
		1.6		--							1	1 unit	1AC	0.470
		2		--							1	1/4 units	1AC	0.474
		3		--							1	1 unit	1AC	0.463
		4		--							1	1/4 units	1AC	0.464
		5		--							1	1 unit	1AC	0.455
		6		5SY6306-6			1AB ▶	5SY6306-7			1	1/4 units	1AC	0.453
		8		--				5SY6308-7			1	1 unit	1AC	0.458
		10		5SY6310-6			1AB ▶	5SY6310-7			1	1/4 units	1AC	0.452
		13		5SY6313-6			1AB	5SY6313-7			1	1 unit	1AC	0.469
		15		--				5SY6318-7			1	1 unit	1AC	0.461
		16		▶ 5SY6316-6			1AB ▶	5SY6316-7			1	1/4 units	1AC	0.453
		20		5SY6320-6			1AB	5SY6320-7			1	1/4 units	1AC	0.468
		25		5SY6325-6			1AB	5SY6325-7			1	1/4 units	1AC	0.464
	30		--				5SY6330-7			1	1 unit	1AC	0.451	
	32		5SY6332-6			1AB ▶	5SY6332-7			1	1/4 units	1AC	0.464	
	40		5SY6340-6			1AB	5SY6340-7			1	1/4 units	1AC	0.470	
	50		5SY6350-6			1AB	5SY6350-7			1	1/4 units	1AC	0.482	
	63		5SY6363-6			1AB	5SY6363-7			1	1/4 units	1AC	0.499	
<b>3P+N, 400 V AC</b>														
		0.3	4	--							1	1 unit	1AC	0.631
		0.5		--							1	1 unit	1AC	0.636
		1		--							1	1 unit	1AC	0.635
		1.6		--							1	1 unit	1AC	0.631
		2		--							1	1 unit	1AC	0.642
		3		--							1	1 unit	1AC	0.617
		4		--							1	1 unit	1AC	0.616
		6		5SY6606-6			1AB	5SY6606-7			1	1 unit	1AC	0.610
		8		--				5SY6608-7			1	1 unit	1AC	0.607
		10		5SY6610-6			1AB	5SY6610-7			1	1 unit	1AC	0.608
		13		5SY6613-6			1AB	5SY6613-7			1	1/3 units	1AC	0.620
		16		5SY6616-6			1AB	5SY6616-7			1	1/3 units	1AC	0.604
		20		5SY6620-6			1AB	5SY6620-7			1	1 unit	1AC	0.621
		25		5SY6625-6			1AB	5SY6625-7			1	1 unit	1AC	0.623
		32		5SY6632-6			1AB	5SY6632-7			1	1 unit	1AC	0.627
		40		5SY6640-6			1AB	5SY6640-7			1	1 unit	1AC	0.625
	50		5SY6650-6			1AB	5SY6650-7			1	1 unit	1AC	0.644	
	63		5SY6663-6			1AB	5SY6663-7			1	1 unit	1AC	0.673	
<b>4P, 400 V AC</b>														
		0.3	4	--							1	1 unit	1AC	0.640
		0.5		--							1	1 unit	1AC	0.644
		1		--							1	1 unit	1AC	0.626
		1.6		--							1	1 unit	1AC	0.621
		2		--							1	1 unit	1AC	0.634
		3		--							1	1 unit	1AC	0.623
		4		--							1	1 unit	1AC	0.615
		6		5SY6406-6			1AB	5SY6406-7			1	1 unit	1AC	0.606
		8		--				5SY6408-7			1	1 unit	1AC	0.608
		10		5SY6410-6			1AB	5SY6410-7			1	1/3 units	1AC	0.604
		13		5SY6413-6			1AB	5SY6413-7			1	1 unit	1AC	0.624
		16		5SY6416-6			1AB	5SY6416-7			1	1/3 units	1AC	0.604
		20		5SY6420-6			1AB	5SY6420-7			1	1/3 units	1AC	0.637
		25		5SY6425-6			1AB	5SY6425-7			1	1/3 units	1AC	0.619
		32		5SY6432-6			1AB	5SY6432-7			1	1/3 units	1AC	0.622
		40		5SY6440-6			1AB	5SY6440-7			1	1/3 units	1AC	0.627
	50		5SY6450-6			1AB	5SY6450-7			1	1 unit	1AC	0.646	
	63		5SY6463-6			1AB	5SY6463-7			1	1/3 units	1AC	0.626	




<sup>1)</sup> 1 MW (modular width) = 18 mm.

# Miniature Circuit Breakers

## 5SY and 5SP Miniature Circuit Breakers

5SY4, 10000 A

## Selection and ordering data





10000 3	DVE	$I_n$	Mounting width	DT	Characteristic A			Characteristic B			PU (UNIT, SET, M)	PS*/P. unit	PG	Weight per PU approx. kg
					Article No. <a href="http://www.siemens.com/product?ArticleNo.">www.siemens.com/product?Article No.</a>	Price per PU	PG DT	Article No. <a href="http://www.siemens.com/product?ArticleNo.">www.siemens.com/product?Article No.</a>	Price per PU	PG DT				
<b>Miniature circuit breakers 10000 A</b>														
<b>1P, 230/400 V AC</b>														
		0.5	1		5SY4105-5		1AA	--						
		1			5SY4101-5		1AA	--						
		1.6			5SY4115-5		1AA	--						
		2			5SY4102-5		1AA	5SY4102-6	1	1 unit	1AB	0.170		
		3			5SY4103-5		1AA	--						
		4			5SY4104-5		1AA	5SY4104-6	1	1 unit	1AB	0.165		
		6			5SY4106-5		1AA ▶	5SY4106-6	1	1/12 units	1AB	0.161		
		8			5SY4108-5		1AA	--						
		10			5SY4110-5		1AA ▶	5SY4110-6	1	1/12 units	1AB	0.156		
		13			5SY4113-5		1AA	5SY4113-6	1	1 unit	1AB	0.161		
		16			5SY4116-5		1AA ▶	5SY4116-6	1	1/12 units	1AB	0.157		
		20			5SY4120-5		1AA	5SY4120-6	1	1 unit	1AB	0.165		
		25			5SY4125-5		1AA	5SY4125-6	1	1 unit	1AB	0.163		
		32			5SY4132-5		1AA	5SY4132-6	1	1 unit	1AB	0.166		
		40			5SY4140-5		1AA	5SY4140-6	1	1 unit	1AB	0.167		
		50			5SY4150-5		1AA	5SY4150-6	1	1 unit	1AB	0.168		
		63			5SY4163-5		1AA	5SY4163-6	1	1 unit	1AB	0.175		
		80			--			5SY4180-6	1	1 unit	1AB	0.153		
<b>1P+N, 230 V AC</b>														
		1	2		5SY4501-5		1AA	--						
		1.6			5SY4515-5		1AA	--						
		2			5SY4502-5		1AA	--						
		3			5SY4503-5		1AA	--						
		4			5SY4504-5		1AA	--						
		6			5SY4506-5		1AA	5SY4506-6	1	1 unit	1AB	0.313		
		8			5SY4508-5		1AA	--						
		10			5SY4510-5		1AA	5SY4510-6	1	1 unit	1AB	0.312		
		13			5SY4513-5		1AA	5SY4513-6	1	1/6 units	1AB	0.307		
		16			5SY4516-5		1AA	5SY4516-6	1	1/6 units	1AB	0.311		
		20			5SY4520-5		1AA	5SY4520-6	1	1 unit	1AB	0.294		
		25			5SY4525-5		1AA	5SY4525-6	1	1 unit	1AB	0.320		
		32			5SY4532-5		1AA	5SY4532-6	1	1 unit	1AB	0.322		
		40			5SY4540-5		1AA	5SY4540-6	1	1 unit	1AB	0.321		
		50			5SY4550-5		1AA	5SY4550-6	1	1 unit	1AB	0.319		
		63			5SY4563-5		1AA	5SY4563-6	1	1 unit	1AB	0.330		
<b>2P, 400 V AC</b>														
		0.5	2		5SY4205-5		1AA	--						
		1			5SY4201-5		1AA	--						
		1.6			5SY4215-5		1AA	--						
		2			5SY4202-5		1AA	--						
		3			5SY4203-5		1AA	--						
		4			5SY4204-5		1AA	--						
		6			5SY4206-5		1AA	5SY4206-6	1	1 unit	1AB	0.312		
		8			5SY4208-5		1AA	--						
		10			5SY4210-5		1AA	5SY4210-6	1	1/6 units	1AB	0.304		
		13			5SY4213-5		1AA	5SY4213-6	1	1 unit	1AB	0.314		
		16			5SY4216-5		1AA	5SY4216-6	1	1/6 units	1AB	0.309		
		20			5SY4220-5		1AA	5SY4220-6	1	1 unit	1AB	0.312		
		25			5SY4225-5		1AA	5SY4225-6	1	1 unit	1AB	0.316		
		32			5SY4232-5		1AA	5SY4232-6	1	1 unit	1AB	0.322		
		40			5SY4240-5		1AA	5SY4240-6	1	1 unit	1AB	0.321		
		50			5SY4250-5		1AA	5SY4250-6	1	1 unit	1AB	0.328		
		63			5SY4263-5		1AA	5SY4263-6	1	1 unit	1AB	0.339		
		80			--			5SY4280-6	1	1 unit	1AB	0.311		

1) 1 MW (modular width) = 18 mm.

## Miniature Circuit Breakers

### 5SY and 5SP Miniature Circuit Breakers

#### 5SY4, 10000 A

10000 3			$I_n$	Mounting width	DT	Characteristic A Article No. <a href="http://www.siemens.com/product?ArticleNo.">www.siemens.com/ product?ArticleNo.</a>	Price per PU	PG DT	Characteristic B Article No. <a href="http://www.siemens.com/product?ArticleNo.">www.siemens.com/ product?ArticleNo.</a>	Price per PU	PU (UNIT, SET, M)	PS*/P. unit	PG	Weight per PU approx.
			A	MW <sup>1)</sup>										kg
<b>Miniature circuit breakers 10000 A</b>														
<b>3P, 400 V AC</b>														
	0,5	3	5SY4305-5	1AA	--									
	1		5SY4301-5	1AA	--									
	1.6		5SY4315-5	1AA	--									
	2		5SY4302-5	1AA	--									
	3		5SY4303-5	1AA	--									
	4		5SY4304-5	1AA	--									
	6		5SY4306-5	1AA	5SY4306-6	1	1 unit	1AB	0.467					
	8		5SY4308-5	1AA	--									
	10		5SY4310-5	1AA	5SY4310-6	1	1 unit	1AB	0.439					
	13		5SY4313-5	1AA	5SY4313-6	1	1 unit	1AB	0.463					
	16		5SY4316-5	1AA	5SY4316-6	1	1/4 units	1AB	0.462					
	20		5SY4320-5	1AA	5SY4320-6	1	1 unit	1AB	0.461					
	25		5SY4325-5	1AA	5SY4325-6	1	1 unit	1AB	0.469					
	32		5SY4332-5	1AA	5SY4332-6	1	1/4 units	1AB	0.473					
40		5SY4340-5	1AA	5SY4340-6	1	1 unit	1AB	0.478						
50		5SY4350-5	1AA	5SY4350-6	1	1 unit	1AB	0.493						
63		5SY4363-5	1AA	5SY4363-6	1	1 unit	1AB	0.506						
80		--	1AA	5SY4380-6	1	1 unit	1AB	0.508						
<b>3P+N, 400 V AC</b>														
	1	4	5SY4601-5	1AA	--									
	1.6		5SY4615-5	1AA	--									
	2		5SY4602-5	1AA	--									
	3		5SY4603-5	1AA	--									
	4		5SY4604-5	1AA	--									
	6		5SY4606-5	1AA	5SY4606-6	1	1 unit	1AB	0.617					
	8		5SY4608-5	1AA	--									
	10		5SY4610-5	1AA	5SY4610-6	1	1 unit	1AB	0.612					
	13		5SY4613-5	1AA	5SY4613-6	1	1 unit	1AB	0.596					
	16		5SY4616-5	1AA	5SY4616-6	1	1 unit	1AB	0.614					
	20		5SY4620-5	1AA	5SY4620-6	1	1 unit	1AB	0.612					
	25		5SY4625-5	1AA	5SY4625-6	1	1 unit	1AB	0.624					
	32		5SY4632-5	1AA	5SY4632-6	1	1 unit	1AB	0.634					
	40		5SY4640-5	1AA	5SY4640-6	1	1 unit	1AB	0.616					
50		5SY4650-5	1AA	5SY4650-6	1	1 unit	1AB	0.667						
63		5SY4663-5	1AA	5SY4663-6	1	1 unit	1AB	0.673						
<b>4P, 400 V AC</b>														
	1	4	5SY4401-5	1AA	--									
	1.6		5SY4415-5	1AA	--									
	2		5SY4402-5	1AA	--									
	3		5SY4403-5	1AA	--									
	4		5SY4404-5	1AA	--									
	6		5SY4406-5	1AA	5SY4406-6	1	1 unit	1AB	0.612					
	8		5SY4408-5	1AA	--									
	10		5SY4410-5	1AA	5SY4410-6	1	1 unit	1AB	0.613					
	13		5SY4413-5	1AA	5SY4413-6	1	1 unit	1AB	0.650					
	16		5SY4416-5	1AA	5SY4416-6	1	1 unit	1AB	0.621					
	20		5SY4420-5	1AA	5SY4420-6	1	1 unit	1AB	0.610					
	25		5SY4425-5	1AA	5SY4425-6	1	1 unit	1AB	0.622					
	32		5SY4432-5	1AA	5SY4432-6	1	1 unit	1AB	0.632					
	40		5SY4440-5	1AA	5SY4440-6	1	1 unit	1AB	0.627					
50		5SY4450-5	1AA	5SY4450-6	1	1 unit	1AB	0.650						
63		5SY4463-5	1AA	5SY4463-6	1	1 unit	1AB	0.660						
80		--	1AA	5SY4480-6	1	1 unit	1AB	0.692						

<sup>1)</sup> 1 MW (modular width) = 18 mm.

# Miniature Circuit Breakers

## 5SY and 5SP Miniature Circuit Breakers

5SY4, 10000 A

10000 3		I <sub>n</sub>	Mounting width DT	Characteristic C			Characteristic D			PU (UNIT, SET, M)	PS*/ P. unit	PG	Weight per PU approx. kg
				Article No. <a href="http://www.siemens.com/product?ArticleNo.">www.siemens.com/ product?Article No.</a>	Price per PU	PG DT	Article No. <a href="http://www.siemens.com/product?ArticleNo.">www.siemens.com/ product?Article No.</a>	Price per PU	PG				
<b>Miniature circuit breakers 10000 A</b>													
		<b>1P, 230/400 V AC</b>											
		0.3	1	5SY4114-7		1AC	5SY4114-8		1	1 unit	1AA	0.166	
		0.5		5SY4105-7		1AC	5SY4105-8		1	1 unit	1AA	0.166	
		1		5SY4101-7		1AC	5SY4101-8		1	1 unit	1AA	0.165	
		1.6		5SY4115-7		1AC	5SY4115-8		1	1 unit	1AA	0.164	
		2	▶	5SY4102-7		1AC	5SY4102-8		1	1/12 units	1AA	0.155	
		3		5SY4103-7		1AC	5SY4103-8		1	1 unit	1AA	0.161	
		4	▶	5SY4104-7		1AC	5SY4104-8		1	1/12 units	1AA	0.150	
		5		5SY4111-7		1AC	--						
		6	▶	5SY4106-7		1AC	5SY4106-8		1	1 unit	1AA	0.160	
		8		5SY4108-7		1AC	5SY4108-8		1	1 unit	1AA	0.155	
		10	▶	5SY4110-7		1AC	5SY4110-8		1	1/12 units	1AA	0.147	
		13		5SY4113-7		1AC	5SY4113-8		1	1 unit	1AA	0.157	
		15		5SY4118-7		1AC	--						
		16	▶	5SY4116-7		1AC	5SY4116-8		1	1 unit	1AA	0.157	
		20		5SY4120-7		1AC	5SY4120-8		1	1 unit	1AA	0.162	
		25		5SY4125-7		1AC	5SY4125-8		1	1 unit	1AA	0.160	
		30		5SY4130-7		1AC	--						
		32		5SY4132-7		1AC	5SY4132-8		1	1 unit	1AA	0.167	
		35		5SY4135-7		1AC	--						
	40		5SY4140-7		1AC	5SY4140-8		1	1 unit	1AA	0.166		
	45		5SY4145-7		1AC	--							
	50		5SY4150-7		1AC	5SY4150-8		1	1 unit	1AA	0.164		
	60		5SY4160-7		1AC	--							
	63		5SY4163-7		1AC	5SY4163-8		1	1 unit	1AA	0.167		
	80		5SY4180-7		1AC	--							
		<b>1P+N, 230 V AC</b>											
		0.3	2	5SY4514-7		1AC	5SY4514-8		1	1 unit	1AA	0.324	
		0.5		5SY4505-7		1AC	5SY4505-8		1	1 unit	1AA	0.323	
		1		5SY4501-7		1AC	5SY4501-8		1	1 unit	1AA	0.320	
		1.6		5SY4515-7		1AC	5SY4515-8		1	1 unit	1AA	0.321	
		2		5SY4502-7		1AC	5SY4502-8		1	1 unit	1AA	0.317	
		3		5SY4503-7		1AC	5SY4503-8		1	1 unit	1AA	0.312	
		4		5SY4504-7		1AC	5SY4504-8		1	1 unit	1AA	0.308	
		6		5SY4506-7		1AC	5SY4506-8		1	1 unit	1AA	0.311	
		8		5SY4508-7		1AC	5SY4508-8		1	1 unit	1AA	0.307	
		10		5SY4510-7		1AC	5SY4510-8		1	1 unit	1AA	0.301	
		13		5SY4513-7		1AC	5SY4513-8		1	1 unit	1AA	0.301	
		16		5SY4516-7		1AC	5SY4516-8		1	1 unit	1AA	0.304	
		20		5SY4520-7		1AC	5SY4520-8		1	1 unit	1AA	0.317	
		25		5SY4525-7		1AC	5SY4525-8		1	1 unit	1AA	0.313	
		32		5SY4532-7		1AC	5SY4532-8		1	1 unit	1AA	0.323	
	40		5SY4540-7		1AC	5SY4540-8		1	1 unit	1AA	0.326		
	50		5SY4550-7		1AC	5SY4550-8		1	1 unit	1AA	0.322		
	63		5SY4563-7		1AC	5SY4563-8		1	1 unit	1AA	0.324		
	80		5SY4580-7		1AC	--							
		<b>2P, 400 V AC</b>											
		0.3	2	5SY4214-7		1AC	5SY4214-8		1	1 unit	1AA	0.322	
		0.5		5SY4205-7		1AC	5SY4205-8		1	1 unit	1AA	0.326	
		1		5SY4201-7		1AC	5SY4201-8		1	1 unit	1AA	0.322	
		1.6		5SY4215-7		1AC	5SY4215-8		1	1 unit	1AA	0.316	
		2	▶	5SY4202-7		1AC	5SY4202-8		1	1 unit	1AA	0.319	
		3		5SY4203-7		1AC	5SY4203-8		1	1 unit	1AA	0.312	
		4		5SY4204-7		1AC	5SY4204-8		1	1 unit	1AA	0.309	
		5		5SY4211-7		1AC	--						
		6	▶	5SY4206-7		1AC	5SY4206-8		1	1 unit	1AA	0.310	
		8		5SY4208-7		1AC	5SY4208-8		1	1 unit	1AA	0.303	
		10	▶	5SY4210-7		1AC	5SY4210-8		1	1 unit	1AA	0.304	
		13		5SY4213-7		1AC	5SY4213-8		1	1 unit	1AA	0.307	
		15		5SY4218-7		1AC	--						
		16	▶	5SY4216-7		1AC	5SY4216-8		1	1 unit	1AA	0.303	
		20		5SY4220-7		1AC	5SY4220-8		1	1 unit	1AA	0.315	
		25		5SY4225-7		1AC	5SY4225-8		1	1 unit	1AA	0.315	
		30		5SY4230-7		1AC	--						
		32		5SY4232-7		1AC	5SY4232-8		1	1 unit	1AA	0.322	
		35		5SY4235-7		1AC	--						
	40		5SY4240-7		1AC	5SY4240-8		1	1 unit	1AA	0.321		
	45		5SY4245-7		1AC	--							
	50		5SY4250-7		1AC	5SY4250-8		1	1 unit	1AA	0.328		
	60		5SY4260-7		1AC	--							
	63		5SY4263-7		1AC	5SY4263-8		1	1 unit	1AA	0.325		
	80		5SY4280-7		1AC	--							





\* You can order this quantity or a multiple thereof.



## Miniature Circuit Breakers

### 5SY and 5SP Miniature Circuit Breakers

#### 5SY4, 10000 A

10000 3		I <sub>n</sub>	Mounting width	DT	Characteristic C			Characteristic D			PU (UNIT, SET, M)	PS*/P. unit	PG	Weight per PU approx. kg
					Article No. <a href="http://www.siemens.com/product?ArticleNo.">www.siemens.com/product?Article No.</a>	Price per PU	PG DT	Article No. <a href="http://www.siemens.com/product?ArticleNo.">www.siemens.com/product?Article No.</a>	Price per PU	PG				
<b>Miniature circuit breakers 10000 A</b>														
<b>3P, 400 V AC</b>														
		0.3	3		5SY4314-7		1AC	5SY4314-8		1	1 unit	1AA	0.481	
		0.5			5SY4305-7		1AC	5SY4305-8		1	1 unit	1AA	0.484	
		1			5SY4301-7		1AC	5SY4301-8		1	1 unit	1AA	0.474	
		1.6			5SY4315-7		1AC	5SY4315-8		1	1 unit	1AA	0.471	
		2			5SY4302-7		1AC	5SY4302-8		1	1 unit	1AA	0.469	
		3			5SY4303-7		1AC	5SY4303-8		1	1 unit	1AA	0.467	
		4			5SY4304-7		1AC	5SY4304-8		1	1 unit	1AA	0.456	
		5			5SY4311-7		1AC	--						
		6			5SY4306-7		1AC	5SY4306-8		1	1 unit	1AA	0.461	
		8			5SY4308-7		1AC	5SY4308-8		1	1 unit	1AA	0.443	
		10		▶	5SY4310-7		1AC	5SY4310-8		1	1 unit	1AA	0.449	
		13			5SY4313-7		1AC	5SY4313-8		1	1 unit	1AA	0.450	
		15			5SY4318-7		1AC	--						
		16		▶	5SY4316-7		1AC	5SY4316-8		1	1/4 units	1AA	0.449	
		20			5SY4320-7		1AC	5SY4320-8		1	1 unit	1AA	0.467	
		25			5SY4325-7		1AC	5SY4325-8		1	1 unit	1AA	0.469	
		30			5SY4330-7		1AC	--						
		32		▶	5SY4332-7		1AC	5SY4332-8		1	1 unit	1AA	0.478	
		35			5SY4335-7		1AC	--						
		40			5SY4340-7		1AC	5SY4340-8		1	1 unit	1AA	0.482	
		45			5SY4345-7		1AC	--						
		50			5SY4350-7		1AC	5SY4350-8		1	1 unit	1AA	0.480	
		60			5SY4360-7		1AC	--						
		63			5SY4363-7		1AC	5SY4363-8		1	1 unit	1AA	0.484	
		80			5SY4380-7		1AC	--						
<b>3P+N, 400 V AC</b>														
		0.3	4		5SY4614-7		1AC	5SY4614-8		1	1 unit	1AA	0.634	
		0.5			5SY4605-7		1AC	5SY4605-8		1	1 unit	1AA	0.660	
		1			5SY4601-7		1AC	5SY4601-8		1	1 unit	1AA	0.632	
		1.6			5SY4615-7		1AC	5SY4615-8		1	1 unit	1AA	0.621	
		2			5SY4602-7		1AC	5SY4602-8		1	1 unit	1AA	0.608	
		3			5SY4603-7		1AC	5SY4603-8		1	1 unit	1AA	0.619	
		4			5SY4604-7		1AC	5SY4604-8		1	1 unit	1AA	0.587	
		6			5SY4606-7		1AC	5SY4606-8		1	1 unit	1AA	0.617	
		8			5SY4608-7		1AC	5SY4608-8		1	1 unit	1AA	0.595	
		10			5SY4610-7		1AC	5SY4610-8		1	1 unit	1AA	0.599	
		13			5SY4613-7		1AC	5SY4613-8		1	1 unit	1AA	0.600	
		16			5SY4616-7		1AC	5SY4616-8		1	1 unit	1AA	0.597	
		20			5SY4620-7		1AC	5SY4620-8		1	1 unit	1AA	0.622	
		25			5SY4625-7		1AC	5SY4625-8		1	1 unit	1AA	0.629	
		32			5SY4632-7		1AC	5SY4632-8		1	1 unit	1AA	0.642	
		40			5SY4640-7		1AC	5SY4640-8		1	1 unit	1AA	0.645	
		50			5SY4650-7		1AC	5SY4650-8		1	1 unit	1AA	0.623	
		63			5SY4663-7		1AC	5SY4663-8		1	1 unit	1AA	0.642	
		80			5SY4680-7		1AC	--						
<b>4P, 400 V AC</b>														
		0.3	4		5SY4414-7		1AC	5SY4414-8		1	1 unit	1AA	0.632	
		0.5			5SY4405-7		1AC	5SY4405-8		1	1 unit	1AA	0.633	
		1			5SY4401-7		1AC	5SY4401-8		1	1 unit	1AA	0.632	
		1.6			5SY4415-7		1AC	5SY4415-8		1	1 unit	1AA	0.623	
		2			5SY4402-7		1AC	5SY4402-8		1	1 unit	1AA	0.631	
		3			5SY4403-7		1AC	5SY4403-8		1	1 unit	1AA	0.616	
		4			5SY4404-7		1AC	5SY4404-8		1	1 unit	1AA	0.610	
		6			5SY4406-7		1AC	5SY4406-8		1	1 unit	1AA	0.605	
		8			5SY4408-7		1AC	5SY4408-8		1	1 unit	1AA	0.594	
		10			5SY4410-7		1AC	5SY4410-8		1	1 unit	1AA	0.595	
		13			5SY4413-7		1AC	5SY4413-8		1	1 unit	1AA	0.598	
		16			5SY4416-7		1AC	5SY4416-8		1	1 unit	1AA	0.596	
		20			5SY4420-7		1AC	5SY4420-8		1	1 unit	1AA	0.621	
		25			5SY4425-7		1AC	5SY4425-8		1	1 unit	1AA	0.620	
		32			5SY4432-7		1AC	5SY4432-8		1	1 unit	1AA	0.634	
		40			5SY4440-7		1AC	5SY4440-8		1	1 unit	1AA	0.634	
		50			5SY4450-7		1AC	5SY4450-8		1	1 unit	1AA	0.637	
		63			5SY4463-7		1AC	5SY4463-8		1	1 unit	1AA	0.647	
		80			5SY4480-7		1AC	--						






<sup>1)</sup> 1 MW (modular width) = 18 mm.






# Miniature Circuit Breakers

## 5SY and 5SP Miniature Circuit Breakers

5SP4, high-current, 10000 A

## Selection and ordering data

10000		$I_n$	Mounting width	DT	Characteristic B	Price per PU	PU (UNIT, SET, M)	PS*/P. unit	PG	Weight per PU approx.
		A	MW <sup>1)</sup>		Article No. <a href="http://www.siemens.com/product?Article.No.">www.siemens.com/product?Article No.</a>					kg
<b>Miniature circuit breakers 10000 A, high-current</b>										
	<b>1P, 230/400 V AC</b>									
	80	1.5			5SP4180-6		1	1 unit	1AB	0.271
	100				5SP4191-6		1	1 unit	1AB	0.269
	125				5SP4192-6		1	1 unit	1AB	0.248
	<b>2P, 400 V AC</b>									
	80	3			5SP4280-6		1	1 unit	1AB	0.533
	100				5SP4291-6		1	1 unit	1AB	0.529
	125				5SP4292-6		1	1 unit	1AB	0.516
	<b>3P, 400 V AC</b>									
	80	4.5			5SP4380-6		1	1 unit	1AB	0.785
	100				5SP4391-6		1	1 unit	1AB	0.789
	125				5SP4392-6		1	1 unit	1AB	0.795
	<b>4P, 400 V AC</b>									
	80	6			5SP4480-6		1	1 unit	1AB	1.032
	100				5SP4491-6		1	1 unit	1AB	1.034
	125				5SP4492-6		1	1 unit	1AB	1.066

10000		$I_n$	Mounting width	DT	Characteristic C	Price per PU	PG	DT	Characteristic D	Price per PU	PU (UNIT, SET, M)	PS*/P. unit	PG	Weight per PU approx.
		A	MW <sup>1)</sup>		Article No. <a href="http://www.siemens.com/product?Article.No.">www.siemens.com/product?Article No.</a>				Article No. <a href="http://www.siemens.com/product?Article.No.">www.siemens.com/product?Article No.</a>					kg
<b>Miniature circuit breakers 10000 A, high-current</b>														
	<b>1P, 230/400 V AC</b>													
	80	1.5			5SP4180-7		1AC		5SP4180-8		1	1 unit	1AA	0.268
	100				5SP4191-7		1AC		5SP4191-8		1	1 unit	1AA	0.266
	125				5SP4192-7		1AC		--					
	<b>2P, 400 V AC</b>													
	80	3			5SP4280-7		1AC		5SP4280-8		1	1 unit	1AA	0.526
	100				5SP4291-7		1AC		5SP4291-8		1	1 unit	1AA	0.523
	125				5SP4292-7		1AC		--					
	<b>3P, 400 V AC</b>													
	80	4.5			5SP4380-7		1AC		5SP4380-8		1	1 unit	1AA	0.772
	100				5SP4391-7		1AC		5SP4391-8		1	1 unit	1AA	0.771
	125				5SP4392-7		1AC		--					
	<b>4P, 400 V AC</b>													
	80	6			5SP4480-7		1AC		5SP4480-8		1	1 unit	1AA	1.031
	100				5SP4491-7		1AC		5SP4491-8		1	1 unit	1AA	1.030
	125				5SP4492-7		1AC		--					




1) 1 MW (modular width) = 18 mm.

## Miniature Circuit Breakers

### 5SY and 5SP Miniature Circuit Breakers

#### 5SY5, universal current, 10000 A

#### Selection and ordering data

10000 3	 I <sub>n</sub>	Mounting width MW <sup>1)</sup>	DT	Characteristic B			Characteristic C			PU (UNIT, SET, M)	PS*/ P. unit	PG	Weight per PU approx. kg
				Article No. <a href="http://www.siemens.com/product?ArticleNo.">www.siemens.com/ product?Article No.</a>	Price per PU	PG DT	Article No. <a href="http://www.siemens.com/product?ArticleNo.">www.siemens.com/ product?Article No.</a>	Price per PU					
<b>Miniature circuit breakers 10000 A, universal current</b>													
	<b>1P, 230/400 V AC, 220 V DC</b>												
	0.3	1	--				5SY5114-7		1	1 unit	1AC	0.174	
	0.5		--				5SY5105-7		1	1 unit	1AC	0.171	
	1		--				5SY5101-7		1	1 unit	1AC	0.169	
	1.6		--				5SY5115-7		1	1 unit	1AC	0.167	
	2		5SY5102-6			1AB	5SY5102-7		1	1 unit	1AC	0.171	
	3		--				5SY5103-7		1	1 unit	1AC	0.165	
	4		5SY5104-6			1AB	5SY5104-7		1	1 unit	1AC	0.164	
	6		5SY5106-6			1AB	5SY5106-7		1	1 unit	1AC	0.166	
	8		--				5SY5108-7		1	1 unit	1AC	0.168	
	10		5SY5110-6			1AB	5SY5110-7		1	1 unit	1AC	0.164	
	13		5SY5113-6			1AB	5SY5113-7		1	1 unit	1AC	0.168	
	16		5SY5116-6			1AB	5SY5116-7		1	1 unit	1AC	0.164	
	20		5SY5120-6			1AB	5SY5120-7		1	1 unit	1AC	0.167	
	25		5SY5125-6			1AB	5SY5125-7		1	1 unit	1AC	0.167	
	32		5SY5132-6			1AB	5SY5132-7		1	1 unit	1AC	0.168	
	40		5SY5140-6			1AB	5SY5140-7		1	1 unit	1AC	0.164	
50		5SY5150-6			1AB	5SY5150-7		1	1 unit	1AC	0.172		
63		5SY5163-6			1AB	5SY5163-7		1	1 unit	1AC	0.176		
	<b>2P, 400 V AC, 440 V DC</b>												
	0.3	2	--				5SY5214-7		1	1 unit	1AC	0.330	
	0.5		--				5SY5205-7		1	1 unit	1AC	0.329	
	1		--				5SY5201-7		1	1 unit	1AC	0.325	
	1.6		--				5SY5215-7		1	1 unit	1AC	0.321	
	2		--				5SY5202-7		1	1 unit	1AC	0.328	
	3		--				5SY5203-7		1	1 unit	1AC	0.318	
	4		--				5SY5204-7		1	1 unit	1AC	0.318	
	6		5SY5206-6			1AB ▶	5SY5206-7		1	1/6 units	1AC	0.309	
	8		--				5SY5208-7		1	1 unit	1AC	0.314	
	10		5SY5210-6			1AB	5SY5210-7		1	1 unit	1AC	0.315	
	13		5SY5213-6			1AB	5SY5213-7		1	1 unit	1AC	0.321	
	16		5SY5216-6			1AB	5SY5216-7		1	1 unit	1AC	0.314	
	20		5SY5220-6			1AB	5SY5220-7		1	1 unit	1AC	0.324	
	25		5SY5225-6			1AB	5SY5225-7		1	1 unit	1AC	0.320	
	32		5SY5232-6			1AB	5SY5232-7		1	1 unit	1AC	0.323	
	40		5SY5240-6			1AB	5SY5240-7		1	1 unit	1AC	0.322	
50		5SY5250-6			1AB	5SY5250-7		1	1 unit	1AC	0.337		
63		5SY5263-6			1AB	5SY5263-7		1	1 unit	1AC	0.350		



<sup>1)</sup> 1 MW (modular width) = 18 mm.

For application examples, see Configuration Manual "Miniature Circuit Breakers" at: [www.siemens.com/lowvoltage/manuals](http://www.siemens.com/lowvoltage/manuals).

## Miniature Circuit Breakers

### 5SY and 5SP Miniature Circuit Breakers

5SY5, universal current, 10000 A

10000 3		$I_n$	Mounting width	DT	Characteristic B		PG	DT	Characteristic C		PU (UNIT, SET, M)	PS*/P. unit	PG	Weight per PU approx.
					Article No. <a href="http://www.siemens.com/product?ArticleNo.">www.siemens.com/product?Article No.</a>	Price per PU			Article No. <a href="http://www.siemens.com/product?ArticleNo.">www.siemens.com/product?Article No.</a>	Price per PU				
<b>Miniature circuit breakers 10000 A, universal current</b>														
		<b>4P, 400 V AC, 880 V DC (max. 1000 V DC)</b>												
		A	MW <sup>1)</sup>											kg
		0.3	1	--										
		0.5		--										
		1		--										
		1.6		--										
		2		--										
		3		--										
		4		--										
		6		5SY5406-6				1AB						
		8		--										
		10		5SY5410-6				1AB						
		13		5SY5413-6				1AB						
		16		5SY5416-6				1AB						
		20		5SY5420-6				1AB						
		25		5SY5425-6				1AB						
		32		5SY5432-6				1AB						
		40		5SY5440-6				1AB						
		50		5SY5450-6				1AB						
		63		5SY5463-6				1AB						

<sup>1)</sup> 1 MW (modular width) = 18 mm.

#### Note:

The 5ST3600 and 5ST3630 busbars enable simple wiring of 4-pole miniature circuit breakers, [see page 3/46](#).








For application examples, [see Configuration Manual "Miniature Circuit Breakers"](#) at: [www.siemens.com/lowvoltage/manuals](http://www.siemens.com/lowvoltage/manuals).



## Miniature Circuit Breakers

### 5SY and 5SP Miniature Circuit Breakers

**5SY7, 15000 A**
**Selection and ordering data**





15000		$I_n$	Mounting width	DT	Characteristic B	Price per PU	PU (UNIT, SET, M)	PS*/P. unit	PG	Weight per PU approx.					
											A	MW <sup>1)</sup>	Article No. <a href="http://www.siemens.com/product?Article No.">www.siemens.com/product?Article No.</a>	kg	
<b>Miniature circuit breakers 15000 A</b>															
	<b>1P, 230/400 V AC</b>		1												
	6										5SY7106-6	1	1 unit	1AB	0.161
	10										5SY7110-6	1	1 unit	1AB	0.160
	13										5SY7113-6	1	1 unit	1AB	0.162
	16										5SY7116-6	1	1 unit	1AB	0.162
	20										5SY7120-6	1	1 unit	1AB	0.161
	25										5SY7125-6	1	1 unit	1AB	0.163
	32										5SY7132-6	1	1 unit	1AB	0.165
	40										5SY7140-6	1	1 unit	1AB	0.212
	50										5SY7150-6	1	1 unit	1AB	0.170
63		5SY7163-6	1	1 unit	1AB	0.173									
	<b>1P+N, 230 V AC</b>		2												
	6										5SY7506-6	1	1 unit	1AB	0.314
	10										5SY7510-6	1	1 unit	1AB	0.313
	13										5SY7513-6	1	1 unit	1AB	0.318
	16										5SY7516-6	1	1 unit	1AB	0.315
	20										5SY7520-6	1	1 unit	1AB	0.311
	25										5SY7525-6	1	1 unit	1AB	0.309
	32										5SY7532-6	1	1 unit	1AB	0.321
	40										5SY7540-6	1	1 unit	1AB	0.322
	50										5SY7550-6	1	1 unit	1AB	0.330
63		5SY7563-6	1	1 unit	1AB	0.340									
	<b>2P, 400 V AC</b>		2												
	6										5SY7206-6	1	1 unit	1AB	0.314
	10										5SY7210-6	1	1 unit	1AB	0.310
	13										5SY7213-6	1	1 unit	1AB	0.296
	16										5SY7216-6	1	1 unit	1AB	0.317
	20										5SY7220-6	1	1 unit	1AB	0.291
	25										5SY7225-6	1	1 unit	1AB	0.317
	32										5SY7232-6	1	1 unit	1AB	0.344
	40										5SY7240-6	1	1 unit	1AB	0.324
	50										5SY7250-6	1	1 unit	1AB	0.328
63		5SY7263-6	1	1 unit	1AB	0.339									
	<b>3P, 400 V AC</b>		3												
	6										5SY7306-6	1	1 unit	1AB	0.463
	10										5SY7310-6	1	1 unit	1AB	0.458
	13										5SY7313-6	1	1 unit	1AB	0.467
	16										5SY7316-6	1	1 unit	1AB	0.462
	20										5SY7320-6	1	1 unit	1AB	0.460
	25										5SY7325-6	1	1 unit	1AB	0.474
	32										5SY7332-6	1	1 unit	1AB	0.476
	40										5SY7340-6	1	1 unit	1AB	0.474
	50										5SY7350-6	1	1 unit	1AB	0.486
63		5SY7363-6	1	1 unit	1AB	0.506									
	<b>3P+N, 400 V AC</b>		4												
	6										5SY7606-6	1	1 unit	1AB	0.632
	10										5SY7610-6	1	1 unit	1AB	0.591
	13										5SY7613-6	1	1 unit	1AB	0.622
	16										5SY7616-6	1	1 unit	1AB	0.624
	20										5SY7620-6	1	1 unit	1AB	0.614
	25										5SY7625-6	1	1 unit	1AB	0.617
	32										5SY7632-6	1	1 unit	1AB	0.634
	40										5SY7640-6	1	1 unit	1AB	0.637
	50										5SY7650-6	1	1 unit	1AB	0.648
63		5SY7663-6	1	1 unit	1AB	0.660									
	<b>4P, 400 V AC</b>		4												
	6										5SY7406-6	1	1 unit	1AB	0.621
	10										5SY7410-6	1	1 unit	1AB	0.610
	13										5SY7413-6	1	1 unit	1AB	0.633
	16										5SY7416-6	1	1 unit	1AB	0.601
	20										5SY7420-6	1	1 unit	1AB	0.613
	25										5SY7425-6	1	1 unit	1AB	0.630
	32										5SY7432-6	1	1 unit	1AB	0.652
	40										5SY7440-6	1	1 unit	1AB	0.611
	50										5SY7450-6	1	1 unit	1AB	0.647
63		5SY7463-6	1	1 unit	1AB	0.671									

<sup>1)</sup> 1 MW (modular width) = 18 mm.

## Miniature Circuit Breakers

### 5SY and 5SP Miniature Circuit Breakers

5SY7, 15000 A





15000		$I_n$	Mount- ing width	DT	Characteristic C Article No. <a href="http://www.siemens.com/product?Article.No.">www.siemens.com/ product?Article.No.</a>	Price per PU	PG	DT	Characteristic D Article No. <a href="http://www.siemens.com/product?Article.No.">www.siemens.com/ product?Article.No.</a>	Price per PU	PU (UNIT, SET, M)	PS*/ P. unit	PG	Weight per PU approx.
		A	MW <sup>1)</sup>											kg
<b>Miniature circuit breakers 15000 A</b>														
<b>1P, 230/400 V AC</b>														
		0,3	1		5SY7114-7		1AC		5SY7114-8		1	1 unit	1AA	0.160
		0,5			5SY7105-7		1AC		5SY7105-8		1	1 unit	1AA	0.153
		1			5SY7101-7		1AC		5SY7101-8		1	1 unit	1AA	0.164
		1,6			5SY7115-7		1AC		5SY7115-8		1	1 unit	1AA	0.163
		2			5SY7102-7		1AC		5SY7102-8		1	1 unit	1AA	0.162
		3			5SY7103-7		1AC		5SY7103-8		1	1 unit	1AA	0.161
		4			5SY7104-7		1AC		5SY7104-8		1	1 unit	1AA	0.159
		6			5SY7106-7		1AC		5SY7106-8		1	1 unit	1AA	0.160
		8			5SY7108-7		1AC		5SY7108-8		1	1 unit	1AA	0.154
		10			5SY7110-7		1AC		5SY7110-8		1	1 unit	1AA	0.157
		13			5SY7113-7		1AC		5SY7113-8		1	1 unit	1AA	0.159
		16			5SY7116-7		1AC		5SY7116-8		1	1 unit	1AA	0.156
		20			5SY7120-7		1AC		5SY7120-8		1	1 unit	1AA	0.165
		25			5SY7125-7		1AC		5SY7125-8		1	1 unit	1AA	0.163
		32			5SY7132-7		1AC		5SY7132-8		1	1 unit	1AA	0.165
		40			5SY7140-7		1AC		5SY7140-8		1	1 unit	1AA	0.166
		50			5SY7150-7		1AC		5SY7150-8		1	1 unit	1AA	0.172
		63			5SY7163-7		1AC		5SY7163-8		1	1 unit	1AA	0.165
<b>1P+N, 230 V AC</b>														
		0,3	2		5SY7514-7		1AC		5SY7514-8		1	1 unit	1AA	0.323
		0,5			5SY7505-7		1AC		5SY7505-8		1	1 unit	1AA	0.312
		1			5SY7501-7		1AC		5SY7501-8		1	1 unit	1AA	0.319
		1,6			5SY7515-7		1AC		5SY7515-8		1	1 unit	1AA	0.319
		2			5SY7502-7		1AC		5SY7502-8		1	1 unit	1AA	0.319
		3			5SY7503-7		1AC		5SY7503-8		1	1 unit	1AA	0.298
		4			5SY7504-7		1AC		5SY7504-8		1	1 unit	1AA	0.308
		6			5SY7506-7		1AC		5SY7506-8		1	1 unit	1AA	0.310
		8			5SY7508-7		1AC		5SY7508-8		1	1 unit	1AA	0.286
		10			5SY7510-7		1AC		5SY7510-8		1	1 unit	1AA	0.304
		13			5SY7513-7		1AC		5SY7513-8		1	1 unit	1AA	0.304
		16			5SY7516-7		1AC		5SY7516-8		1	1 unit	1AA	0.307
		20			5SY7520-7		1AC		5SY7520-8		1	1 unit	1AA	0.320
		25			5SY7525-7		1AC		5SY7525-8		1	1 unit	1AA	0.313
		32			5SY7532-7		1AC		5SY7532-8		1	1 unit	1AA	0.326
		40			5SY7540-7		1AC		5SY7540-8		1	1 unit	1AA	0.308
		50			5SY7550-7		1AC		5SY7550-8		1	1 unit	1AA	0.323
		63			5SY7563-7		1AC		5SY7563-8		1	1 unit	1AA	0.308
<b>2P, 400 V AC</b>														
		0,3	2		5SY7214-7		1AC		5SY7214-8		1	1 unit	1AA	0.322
		0,5			5SY7205-7		1AC		5SY7205-8		1	1 unit	1AA	0.325
		1			5SY7201-7		1AC		5SY7201-8		1	1 unit	1AA	0.321
		1,6			5SY7215-7		1AC		5SY7215-8		1	1 unit	1AA	0.330
		2			5SY7202-7		1AC		5SY7202-8		1	1 unit	1AA	0.318
		3			5SY7203-7		1AC		5SY7203-8		1	1 unit	1AA	0.318
		4			5SY7204-7		1AC		5SY7204-8		1	1 unit	1AA	0.308
		6			5SY7206-7		1AC		5SY7206-8		1	1 unit	1AA	0.313
		8			5SY7208-7		1AC		5SY7208-8		1	1 unit	1AA	0.302
		10			5SY7210-7		1AC		5SY7210-8		1	1 unit	1AA	0.305
		13			5SY7213-7		1AC		5SY7213-8		1	1 unit	1AA	0.320
		16			5SY7216-7		1AC		5SY7216-8		1	1 unit	1AA	0.304
		20			5SY7220-7		1AC		5SY7220-8		1	1 unit	1AA	0.316
		25			5SY7225-7		1AC		5SY7225-8		1	1 unit	1AA	0.318
		32			5SY7232-7		1AC		5SY7232-8		1	1 unit	1AA	0.309
		40			5SY7240-7		1AC		5SY7240-8		1	1 unit	1AA	0.330
		50			5SY7250-7		1AC		5SY7250-8		1	1 unit	1AA	0.308
		63			5SY7263-7		1AC		5SY7263-8		1	1 unit	1AA	0.332

1) 1 MW (modular width) = 18 mm.

## Miniature Circuit Breakers

### 5SY and 5SP Miniature Circuit Breakers

#### 5SY7, 15000 A

15000		$I_n$	Mounting width	DT	Characteristic C		Characteristic D		PU (UNIT, SET, M)	PS*/P. unit	PG	Weight per PU approx. kg	
					Article No. <a href="http://www.siemens.com/product?Article.No.">www.siemens.com/product?Article.No.</a>	Price per PU	PG	DT					Article No. <a href="http://www.siemens.com/product?Article.No.">www.siemens.com/product?Article.No.</a>
		A	MW <sup>1)</sup>										
<b>Miniature circuit breakers 15000 A</b>													
<b>3P, 400 V AC</b>													
		0,3	3		5SY7314-7		1AC	5SY7314-8	1	1 unit	1AA	0.480	
		0,5			5SY7305-7		1AC	5SY7305-8	1	1 unit	1AA	0.480	
		1			5SY7301-7		1AC	5SY7301-8	1	1 unit	1AA	0.458	
		1,6			5SY7315-7		1AC	5SY7315-8	1	1 unit	1AA	0.470	
		2			5SY7302-7		1AC	5SY7302-8	1	1 unit	1AA	0.451	
		3			5SY7303-7		1AC	5SY7303-8	1	1 unit	1AA	0.460	
		4			5SY7104-7		1AC	5SY7304-8	1	1 unit	1AA	0.452	
		6			5SY7306-7		1AC	5SY7306-8	1	1 unit	1AA	0.470	
		8			5SY7308-7		1AC	5SY7308-8	1	1 unit	1AA	0.457	
		10			5SY7310-7		1AC	5SY7310-8	1	1 unit	1AA	0.450	
		13			5SY7313-7		1AC	5SY7313-8	1	1 unit	1AA	0.445	
		16			5SY7316-7		1AC	5SY7316-8	1	1 unit	1AA	0.451	
		20			5SY7320-7		1AC	5SY7320-8	1	1 unit	1AA	0.473	
		25			5SY7325-7		1AC	5SY7325-8	1	1 unit	1AA	0.469	
		32			5SY7332-7		1AC	5SY7332-8	1	1 unit	1AA	0.480	
	40			5SY7340-7		1AC	5SY7340-8	1	1 unit	1AA	0.478		
	50			5SY7350-7		1AC	5SY7350-8	1	1 unit	1AA	0.484		
	63			5SY7363-7		1AC	5SY7363-8	1	1 unit	1AA	0.492		
<b>3P+N, 400 V AC</b>													
		0,3	4		5SY7614-7		1AC	5SY7614-8	1	1 unit	1AA	0.660	
		0,5			5SY7605-7		1AC	5SY7605-8	1	1 unit	1AA	0.660	
		1			5SY7601-7		1AC	5SY7601-8	1	1 unit	1AA	0.660	
		1,6			5SY7615-7		1AC	5SY7615-8	1	1 unit	1AA	0.660	
		2			5SY7602-7		1AC	5SY7602-8	1	1 unit	1AA	0.624	
		3			5SY7603-7		1AC	5SY7603-8	1	1 unit	1AA	0.660	
		4			5SY7604-7		1AC	5SY7604-8	1	1 unit	1AA	0.608	
		6			5SY7606-7		1AC	5SY7606-8	1	1 unit	1AA	0.590	
		8			5SY7608-7		1AC	5SY7608-8	1	1 unit	1AA	0.600	
		10			5SY7610-7		1AC	5SY7610-8	1	1 unit	1AA	0.593	
		13			5SY7613-7		1AC	5SY7613-8	1	1 unit	1AA	0.599	
		16			5SY7616-7		1AC	5SY7616-8	1	1 unit	1AA	0.585	
		20			5SY7620-7		1AC	5SY7620-8	1	1 unit	1AA	0.617	
		25			5SY7625-7		1AC	5SY7625-8	1	1 unit	1AA	0.621	
		32			5SY7632-7		1AC	5SY7632-8	1	1 unit	1AA	0.634	
	40			5SY7640-7		1AC	5SY7640-8	1	1 unit	1AA	0.645		
	50			5SY7650-7		1AC	5SY7650-8	1	1 unit	1AA	0.660		
	63			5SY7663-7		1AC	5SY7663-8	1	1 unit	1AA	0.643		
<b>4P, 400 V AC</b>													
		0,3	4		5SY7414-7		1AC	5SY7414-8	1	1 unit	1AA	0.635	
		0,5			5SY7405-7		1AC	5SY7405-8	1	1 unit	1AA	0.655	
		1			5SY7401-7		1AC	5SY7401-8	1	1 unit	1AA	0.630	
		1,6			5SY7415-7		1AC	5SY7415-8	1	1 unit	1AA	0.660	
		2			5SY7402-7		1AC	5SY7402-8	1	1 unit	1AA	0.624	
		3			5SY7403-7		1AC	5SY7403-8	1	1 unit	1AA	0.616	
		4			5SY7404-7		1AC	5SY7404-8	1	1 unit	1AA	0.624	
		6			5SY7406-7		1AC	5SY7406-8	1	1 unit	1AA	0.615	
		8			5SY7408-7		1AC	5SY7408-8	1	1 unit	1AA	0.603	
		10			5SY7410-7		1AC	5SY7410-8	1	1 unit	1AA	0.602	
		13			5SY7413-7		1AC	5SY7413-8	1	1 unit	1AA	0.608	
		16			5SY7416-7		1AC	5SY7416-8	1	1 unit	1AA	0.598	
		20			5SY7420-7		1AC	5SY7420-8	1	1 unit	1AA	0.624	
		25			5SY7425-7		1AC	5SY7425-8	1	1 unit	1AA	0.622	
		32			5SY7432-7		1AC	5SY7432-8	1	1 unit	1AA	0.638	
	40			5SY7440-7		1AC	5SY7440-8	1	1 unit	1AA	0.636		
	50			5SY7450-7		1AC	5SY7450-8	1	1 unit	1AA	0.658		
	63			5SY7463-7		1AC	5SY7463-8	1	1 unit	1AA	0.654		

<sup>1)</sup> 1 MW (modular width) = 18 mm.

# Miniature Circuit Breakers

## 5SY and 5SP Miniature Circuit Breakers

5SY8, 25000 A

### Selection and ordering data

$I_n$	Mounting width	DT	Characteristic C			Characteristic D			PU (UNIT, SET, M)	PS*/P. unit	PG	Weight per PU approx.
			Article No. <a href="http://www.siemens.com/product?Article.No.">www.siemens.com/product?Article.No.</a>	Price per PU	PG DT	Article No. <a href="http://www.siemens.com/product?Article.No.">www.siemens.com/product?Article.No.</a>	Price per PU	PG DT				
A	MW <sup>1)</sup>										kg	
<b>Miniature circuit breakers 25000 A</b>												
<b>1P, 230/400 V AC</b>												
	0.3	1	5SY8114-7		1AC	5SY8114-8		1	1 unit	1AA	0.165	
	0.5		5SY8105-7		1AC	5SY8105-8		1	1 unit	1AA	0.165	
	1		5SY8101-7		1AC	5SY8101-8		1	1 unit	1AA	0.172	
	1.6		5SY8115-7		1AC	5SY8115-8		1	1 unit	1AA	0.162	
	2		5SY8102-7		1AC	5SY8102-8		1	1 unit	1AA	0.162	
	3		5SY8103-7		1AC	5SY8103-8		1	1 unit	1AA	0.161	
	4		5SY8104-7		1AC	5SY8104-8		1	1 unit	1AA	0.158	
	6		5SY8106-7		1AC	5SY8106-8		1	1 unit	1AA	0.158	
	8		5SY8108-7		1AC	5SY8108-8		1	1 unit	1AA	0.156	
	10		5SY8110-7		1AC	5SY8110-8		1	1 unit	1AA	0.157	
	13		5SY8113-7		1AC	5SY8113-8		1	1 unit	1AA	0.154	
	16		5SY8116-7		1AC	5SY8116-8		1	1 unit	1AA	0.147	
	20		5SY8120-7		1AC	5SY8120-8		1	1 unit	1AA	0.165	
	25		5SY8125-7		1AC	5SY8125-8		1	1 unit	1AA	0.162	
	32		5SY8132-7		1AC	5SY8132-8		1	1 unit	1AA	0.165	
	40		5SY8140-7		1AC	5SY8140-8		1	1 unit	1AA	0.155	
	50		5SY8150-7		1AC	5SY8150-8		1	1 unit	1AA	0.170	
	63		5SY8163-7		1AC	5SY8163-8		1	1 unit	1AA	0.160	
<b>1P+N, 230 V AC</b>												
	0.3	2	5SY8514-7		1AC	5SY8514-8		1	1 unit	1AA	0.322	
	0.5		5SY8505-7		1AC	5SY8505-8		1	1 unit	1AA	0.323	
	1		5SY8501-7		1AC	5SY8501-8		1	1 unit	1AA	0.330	
	1.6		5SY8515-7		1AC	5SY8515-8		1	1 unit	1AA	0.324	
	2		5SY8502-7		1AC	5SY8502-8		1	1 unit	1AA	0.317	
	3		5SY8503-7		1AC	5SY8503-8		1	1 unit	1AA	0.318	
	4		5SY8504-7		1AC	5SY8504-8		1	1 unit	1AA	0.307	
	6		5SY8506-7		1AC	5SY8506-8		1	1 unit	1AA	0.319	
	8		5SY8508-7		1AC	5SY8508-8		1	1 unit	1AA	0.313	
	10		5SY8510-7		1AC	5SY8510-8		1	1 unit	1AA	0.320	
	13		5SY8513-7		1AC	5SY8513-8		1	1 unit	1AA	0.305	
	16		5SY8516-7		1AC	5SY8516-8		1	1 unit	1AA	0.297	
	20		5SY8520-7		1AC	5SY8520-8		1	1 unit	1AA	0.313	
	25		5SY8525-7		1AC	5SY8525-8		1	1 unit	1AA	0.312	
	32		5SY8532-7		1AC	5SY8532-8		1	1 unit	1AA	0.323	
	40		5SY8540-7		1AC	5SY8540-8		1	1 unit	1AA	0.325	
	50		5SY8550-7		1AC	5SY8550-8		1	1 unit	1AA	0.326	
	63		5SY8563-7		1AC	5SY8563-8		1	1 unit	1AA	0.336	
<b>2P, 400 V AC</b>												
	0.3	2	5SY8214-7		1AC	5SY8214-8		1	1 unit	1AA	0.330	
	0.5		5SY8205-7		1AC	5SY8205-8		1	1 unit	1AA	0.325	
	1		5SY8201-7		1AC	5SY8201-8		1	1 unit	1AA	0.313	
	1.6		5SY8215-7		1AC	5SY8215-8		1	1 unit	1AA	0.316	
	2		5SY8202-7		1AC	5SY8202-8		1	1 unit	1AA	0.318	
	3		5SY8203-7		1AC	5SY8203-8		1	1 unit	1AA	0.346	
	4		5SY8204-7		1AC	5SY8204-8		1	1 unit	1AA	0.310	
	6		5SY8206-7		1AC	5SY8206-8		1	1 unit	1AA	0.309	
	8		5SY8208-7		1AC	5SY8208-8		1	1 unit	1AA	0.306	
	10		5SY8210-7		1AC	5SY8210-8		1	1 unit	1AA	0.301	
	13		5SY8213-7		1AC	5SY8213-8		1	1 unit	1AA	0.305	
	16		5SY8216-7		1AC	5SY8216-8		1	1 unit	1AA	0.304	
	20		5SY8220-7		1AC	5SY8220-8		1	1 unit	1AA	0.305	
	25		5SY8225-7		1AC	5SY8225-8		1	1 unit	1AA	0.332	
	32		5SY8232-7		1AC	5SY8232-8		1	1 unit	1AA	0.340	
	40		5SY8240-7		1AC	5SY8240-8		1	1 unit	1AA	0.332	
	50		5SY8250-7		1AC	5SY8250-8		1	1 unit	1AA	0.330	
	63		5SY8263-7		1AC	5SY8263-8		1	1 unit	1AA	0.330	

<sup>1)</sup> 1 MW (modular width) = 18 mm.

## Miniature Circuit Breakers

### 5SY and 5SP Miniature Circuit Breakers

#### 5SY8, 25000 A

$I_n$	Mounting width	DT	Characteristic C			Characteristic D			PU (UNIT, SET, M)	PS*/P. unit	PG	Weight per PU approx. kg
			Article No. <a href="http://www.siemens.com/product?Article.No.">www.siemens.com/product?Article.No.</a>	Price per PU	PG	DT	Article No. <a href="http://www.siemens.com/product?Article.No.">www.siemens.com/product?Article.No.</a>	Price per PU				
<b>Miniature circuit breakers 25000 A</b>												
<b>3P, 400 V AC</b>												
0,3	3		5SY8314-7		1AC	5SY8314-8		1	1 unit	1AA	0,477	
0,5			5SY8305-7			5SY8305-8						
1			5SY8301-7			5SY8301-8						
1,6			5SY8315-7			5SY8315-8						
2			5SY8302-7			5SY8302-8						
3			5SY8303-7			5SY8303-8						
4			5SY8304-7			5SY8304-8						
6			5SY8306-7			5SY8306-8						
8			5SY8308-7			5SY8308-8						
10			5SY8310-7			5SY8310-8						
13			5SY8313-7			5SY8313-8						
16			5SY8316-7			5SY8316-8						
20			5SY8320-7			5SY8320-8						
25			5SY8325-7			5SY8325-8						
32			5SY8332-7			5SY8332-8						
40			5SY8340-7			5SY8340-8						
50	5SY8350-7	5SY8350-8										
63	5SY8363-7	5SY8363-8										
<b>3P+N, 400 V AC</b>												
0,3	4		5SY8614-7		1AC	5SY8614-8		1	1 unit	1AA	0,660	
0,5			5SY8605-7			5SY8605-8						
1			5SY8601-7			5SY8601-8						
1,6			5SY8615-7			5SY8615-8						
2			5SY8602-7			5SY8602-8						
3			5SY8603-7			5SY8603-8						
4			5SY8604-7			5SY8604-8						
6			5SY8606-7			5SY8606-8						
8			5SY8608-7			5SY8608-8						
10			5SY8610-7			5SY8610-8						
13			5SY8613-7			5SY8613-8						
16			5SY8616-7			5SY8616-8						
20			5SY8620-7			5SY8620-8						
25			5SY8625-7			5SY8625-8						
32			5SY8632-7			5SY8632-8						
40			5SY8640-7			5SY8640-8						
50	5SY8650-7	5SY8650-8										
63	5SY8663-7	5SY8663-8										
<b>4P, 400 V AC</b>												
0,3	4		5SY8414-7		1AC	5SY8414-8		1	1 unit	1AA	0,637	
0,5			5SY8405-7			5SY8405-8						
1			5SY8401-7			5SY8401-8						
1,6			5SY8415-7			5SY8415-8						
2			5SY8402-7			5SY8402-8						
3			5SY8403-7			5SY8403-8						
4			5SY8404-7			5SY8404-8						
6			5SY8406-7			5SY8406-8						
8			5SY8408-7			5SY8408-8						
10			5SY8410-7			5SY8410-8						
13			5SY8413-7			5SY8413-8						
16			5SY8416-7			5SY8416-8						
20			5SY8420-7			5SY8420-8						
25			5SY8425-7			5SY8425-8						
32			5SY8432-7			5SY8432-8						
40			5SY8440-7			5SY8440-8						
50	5SY8450-7	5SY8450-8										
63	5SY8463-7	5SY8463-8										

<sup>1)</sup> 1 MW (modular width) = 18 mm.

### Overview

Miniature circuit breakers with plug-in terminals are used for the protection of socket outlets and lighting circuits with the most common rated currents of 10 to 20 A.


### Benefits



- Double, self-contained, screwless outgoing terminals for fast connection of conductors.



- Removal of individual conductors requires no tools and ensures high operating reliability.
- No end sleeves required for finely stranded conductors. This saves mounting time.



- Conventional pin busbars are used for the incoming terminal. This ensures clear, manageable and convenient access to all terminals as part of the uniform Siemens connection concept.

## Miniature Circuit Breakers

### 5SJ6...-KS miniature circuit breakers, with plug-in terminals






#### Technical specifications

		<b>5SJ6...-KS</b>	
<b>Standards</b>		EN 60898-1	
<b>Approvals</b>		see chapter "Appendix"	
<b>Rated voltage <math>U_n</math></b>	V AC	230/400	
<b>Operational voltage</b>			
• Min.	V AC/DC/pole	24	
• Max.	V AC V DC/pole	250/440 60 <sup>1)</sup>	
<b>Rated breaking capacity</b>	Acc. to EN 60898-1	kA AC	6
<b>Insulation coordination</b>			
• Rated insulation voltage	V AC	250/440	
• Pollution degree for overvoltage category		2/III	
<b>Rated frequency</b>		Hz	50/60
<b>Touch protection</b>	Acc. to EN 50274	Yes	
<b>Handle end position</b> , sealable		Yes	
<b>Degree of protection</b>	Acc. to EN 60529	IP20 with connected conductors, IP40 in the area of the handle with distribution cover	
<b>CFC and silicone-free</b>		Yes	
<b>Terminals</b>		Screwless terminals on the outgoing terminals for 1.5 ... 4 mm <sup>2</sup>	
<b>Conductor cross-sections</b>			
• Top, plug-in terminals			
- Solid, stranded and finely stranded, without end sleeve	mm <sup>2</sup>	1.5 ... 4	
- Finely stranded, with end sleeve	mm <sup>2</sup>	1.5 ... 2.5	
• Bottom, tunnel terminal ± Screw (Pozidriv)		2	
- Solid, stranded or finely stranded, with end sleeve	mm <sup>2</sup>	0.75 ... 25	
<b>Mounting position</b>		Any	
<b>Service life</b>			
On average, with rated load		20000 actuations	
<b>Ambient temperature</b>	°C	-25 ... +45, occasionally +55, max. 95 % humidity	
<b>Storage temperature</b>	°C	-40 ... +75	
<b>Resistance to climate</b>	Acc. to IEC 60068-2-30	6 cycles	

<sup>1)</sup> The operational voltage 60 V DC/pole takes into account a battery charging voltage with a peak value of 72 V.

## 5SJ6...-KS miniature circuit breakers, with plug-in terminals

## Selection and ordering data

6000 3		$I_n$	Mounting width	DT	Characteristic B			Characteristic C			PU (UNIT, SET, M)	PS* / P. unit	PG	Weight per PU approx. kg
					Article No. <a href="http://www.siemens.com/product?Article.No.">www.siemens.com/product?Article No.</a>	Price per PU	PG DT	Article No. <a href="http://www.siemens.com/product?Article.No.">www.siemens.com/product?Article No.</a>	Price per PU					
<b>Miniature circuit breakers with plug-in terminal</b>														
	<b>1P</b>	10	1			5SJ6110-6KS		1AB	5SJ6110-7KS		1	1 unit	1AC	0.115
		13				5SJ6113-6KS			5SJ6113-7KS					
		16				5SJ6116-6KS			5SJ6116-7KS					
		20				5SJ6120-6KS			5SJ6120-7KS					
	<b>1P+N</b>	10	2			5SJ6510-6KS		1AB	5SJ6510-7KS		1	1 unit	1AC	0.220
		13				5SJ6513-6KS			5SJ6513-7KS					
		16				5SJ6516-6KS			5SJ6516-7KS					
		20				5SJ6520-6KS			5SJ6520-7KS					
	<b>2P</b>	10	2			5SJ6210-6KS		1AB	5SJ6210-7KS		1	1 unit	1AC	0.239
		13				5SJ6213-6KS			5SJ6213-7KS					
		16				5SJ6216-6KS			5SJ6216-7KS					
		20				5SJ6220-6KS			5SJ6220-7KS					
	<b>3P</b>	10	3			5SJ6310-6KS		1AB	5SJ6310-7KS		1	1/4 units	1AC	0.356
		13				5SJ6313-6KS			5SJ6313-7KS					
		16				5SJ6316-6KS			5SJ6316-7KS					
		20				5SJ6320-6KS			5SJ6320-7KS					

1) 1 MW (modular width) = 18 mm.



## Miniature Circuit Breakers

### 5SY Miniature Circuit Breakers, 1+N in 1 MW

#### Introduction

#### Overview


These miniature circuit breakers are used for the protection of systems and installations with switched neutral conductors in distribution boards with little space. They are just a single modular width.

Compact busbars facilitate installation in space-saving distribution boards.

#### Benefits



- Auxiliary switches and fault signal contacts from the high-capacity range can be freely mounted on these miniature circuit breakers. This increases availability and cuts down on logistics.



- The infeed can be implemented either from the top or the bottom. Additional terminals with lateral cable entry facilitate mounting when using large conductor cross-sections.

#### Technical specifications



		5SY30..	5SY60..
<b>Standards</b>		EN 60898-1	
<b>Approvals</b>		<a href="#">see chapter 'Appendix'</a>	
<b>Rated voltage <math>U_n</math></b>	V AC	230	
<b>Operational voltage</b>			
• Min.	V AC/DC	24	
• Max.	V AC	250	
	V	72	
	DC/pole		
<b>Rated making and breaking capacity <math>I_{cn}</math></b>	kA AC	4.5	6
<b>Insulation coordination</b>			
• Rated insulation voltage	V AC	250	
• Pollution degree for overvoltage category		2/III	
<b>Rated frequency</b>	Hz	50/60	
<b>Touch protection</b>	Acc. to EN 50274	Yes	
<b>Handle end position, sealable</b>		Yes	
<b>Degree of protection</b>	Acc. to EN 60259	IP20 with connected conductors, IP40 in the area of the handle with distribution cover	
<b>CFC and silicone-free</b>		Yes	
<b>Terminals</b>	± Screw (Pozidriv)	2	
• Solid and stranded, top and bottom terminal	mm <sup>2</sup>	0.75 ... 16	
• Finely stranded, with end sleeve, top and bottom terminal	mm <sup>2</sup>	0.75 ... 10	
• Terminal tightening torque	Nm	2.0 ... 2.5	
<b>Mounting position</b>		Any	
<b>Service life</b>			
On average, with rated load		20000 actuations at 2 A/4 A and 40 A: 8000 actuations	
<b>Ambient temperature</b>	°C	-25 ... +45, occasionally +55, max. 95 % humidity	
<b>Storage temperature</b>	°C	-40 ... +75	
<b>Resistance to climate</b>	Acc. to IEC 60068-2-30	6 cycles	
<b>Resistance to vibrations</b>	Acc. to IEC 60068-2-6	m/s <sup>2</sup>	50 at 25 ... 150 Hz and 60 at 35 Hz (4 sec)

## Miniature Circuit Breakers

### 5SY Miniature Circuit Breakers, 1+N in 1 MW

5SY30, 4500 A

#### Selection and ordering data

4 500 3	$I_n$	Mounting width	DT	Characteristic B			Characteristic C			PU (UNIT, SET, M)	PS*/P. unit	PG	Weight per PU approx.
				Article No. <a href="http://www.siemens.com/product?Article No.">www.siemens.com/product?Article No.</a>	Price per PU	PG DT	Article No. <a href="http://www.siemens.com/product?Article No.">www.siemens.com/product?Article No.</a>	Price per PU	PG				
	A	MW <sup>1)</sup>										kg	
<b>Miniature circuit breakers 4500 A</b>													
<b>1P+N, 230 V AC</b>													
	N connection, right												
	2	--					5SY3002-7		1	1 unit	1AE	0.121	
	4	--					5SY3004-7		1	1 unit	1AE	0.121	
	6	5SY3006-6			1AE		5SY3006-7		1	1 unit	1AE	0.108	
	8	--					5SY3008-7		1	1 unit	1AE	0.107	
	10	5SY3010-6			1AE		5SY3010-7		1	1 unit	1AE	0.110	
	13	5SY3013-6			1AE		5SY3013-7		1	1 unit	1AE	0.118	
	16	5SY3016-6			1AE		5SY3016-7		1	1 unit	1AE	0.108	
	20	5SY3020-6			1AE		5SY3020-7		1	1 unit	1AE	0.110	
	25	5SY3025-6			1AE		5SY3025-7		1	1 unit	1AE	0.116	
32	5SY3032-6			1AE		5SY3032-7		1	1 unit	1AE	0.126		
40	5SY3040-6			1AE		5SY3040-7		1	1 unit	1AE	0.127		
	N connection, left												
	2	--					5SY3002-7KL		1	1 unit	1AE	0.112	
	4	--					5SY3004-7KL		1	1 unit	1AE	0.120	
	6	5SY3006-6KL			1AE		5SY3006-7KL		1	1 unit	1AE	0.117	
	8	--					5SY3008-7KL		1	1 unit	1AE	0.121	
	10	5SY3010-6KL			1AE		5SY3010-7KL		1	1 unit	1AE	0.110	
	13	5SY3013-6KL			1AE		5SY3013-7KL		1	1 unit	1AE	0.120	
	16	5SY3016-6KL			1AE		5SY3016-7KL		1	1 unit	1AE	0.108	
	20	5SY3020-6KL			1AE		5SY3020-7KL		1	1 unit	1AE	0.115	
	25	5SY3025-6KL			1AE		5SY3025-7KL		1	1 unit	1AE	0.126	
32	5SY3032-6KL			1AE		5SY3032-7KL		1	1 unit	1AE	0.117		
40	5SY3040-6KL			1AE		5SY3040-7KL		1	1 unit	1AE	0.125		




<sup>1)</sup> 1 MW (modular width) = 18 mm.

## Miniature Circuit Breakers

5SY Miniature Circuit Breakers, 1+N in 1 MW

5SY60, 6000 A







### Selection and ordering data

6000 3		$I_n$	Mount- ing width	DT	Characteristic B		Characteristic C		PU (UNIT, SET, M)	PS*/ P. unit	PG	Weight per PU approx.
					Article No. <a href="http://www.siemens.com/product?Article No.">www.siemens.com/ product?Article No.</a>	Price per PU	PG DT	Article No. <a href="http://www.siemens.com/product?Article No.">www.siemens.com/ product?Article No.</a>				
Miniature circuit breakers, compact, 1+N (1P+N), 230 V AC												
	<b>N pole, right</b>											
	2	1	--						1	1 unit	1AC	0.121
	4		--						1	1 unit	1AC	0.120
	6		<a href="#">5SY6006-6</a>			1AB			1	1 unit	1AC	0.108
	8		--						1	1 unit	1AC	0.120
	10		<a href="#">5SY6010-6</a>			1AB			1	1 unit	1AC	0.109
	13		<a href="#">5SY6013-6</a>			1AB			1	1 unit	1AC	0.109
	16		<a href="#">5SY6016-6</a>			1AB			1	1 unit	1AC	0.108
	20		<a href="#">5SY6020-6</a>			1AB			1	1 unit	1AC	0.110
	25		<a href="#">5SY6025-6</a>			1AB			1	1 unit	1AC	0.117
	32		<a href="#">5SY6032-6</a>			1AB			1	1 unit	1AC	0.126
40		<a href="#">5SY6040-6</a>			1AB			1	1 unit	1AC	0.127	
	<b>N pole, left</b>											
	2	1	--						1	1 unit	1AC	0.101
	4		--						1	1 unit	1AC	0.122
	6		<a href="#">5SY6006-6KL</a>			1AB			1	1 unit	1AC	0.126
	8		--						1	1 unit	1AC	0.122
	10		<a href="#">5SY6010-6KL</a>			1AB			1	1 unit	1AC	0.118
	13		<a href="#">5SY6013-6KL</a>			1AB			1	1 unit	1AC	0.111
	16		<a href="#">5SY6016-6KL</a>			1AB			1	1 unit	1AC	0.103
	20		<a href="#">5SY6020-6KL</a>			1AB			1	1 unit	1AC	0.122
	25		<a href="#">5SY6025-6KL</a>			1AB			1	1 unit	1AC	0.126
	32		<a href="#">5SY6032-6KL</a>			1AB			1	1 unit	1AC	0.133
40		<a href="#">5SY6040-6KL</a>			1AB			1	1 unit	1AC	0.100	

## Miniature Circuit Breakers

### 5SY Miniature Circuit Breakers, 1+N in 1 MW

5SY60, 6000 A

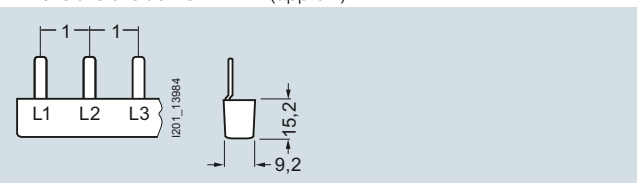
	Pin spacing	Length	DT	Article No. <a href="http://www.siemens.com/product?Article No.">www.siemens.com/ product?Article No.</a>	Price per PU	PU (UNIT, SET, M)	PS*/P. unit	PG	Weight per PU approx.	
									MW <sup>1)</sup>	mm
<b>5ST37 busbar system, 10 mm<sup>2</sup>, for 1+N miniature circuit breakers in 1 MW of the compact range, can be cut, with end caps</b>										
	<b>Single-phase, 12 MW</b> For 12 MCBs 1+N, gray		1	216	5ST3762		1	10 units	1AD	0.034
	For 12 MCBs 1+N, blue			216						
	<b>Single-phase</b> For MCBs 1+N, gray		1	1016	5ST3764		1	10 units	1AD	0.134
	For MCBs 1+N, blue			1016						
<b>End caps for 5ST376 busbars</b>										
	1 set comprises a right and a left cap Gray				5ST3766		1	10 sets	1AD	0.001
	Blue									
<b>5ST36 busbar systems, 10 mm<sup>2</sup>, for miniature circuit breakers, fixed lengths, cannot be cut, fully insulated</b>										
	<b>Three-phase</b> For 6 MCBs 1+N		1	102	5ST3613 5ST3614 5ST3615		1	10 units	1AD	0.033
	For 9 MCBs 1+N			257.5						
	For 12 MCBs 1+N			210						
<b>Terminals for 5ST376</b>										
	Side terminal version For conductors up to 25 mm <sup>2</sup>				5ST3768		1	25 units	1AD	0.012

1) 1 MW (modular width) = 18 mm.

### Dimensional drawings

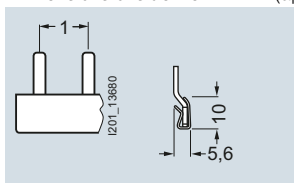
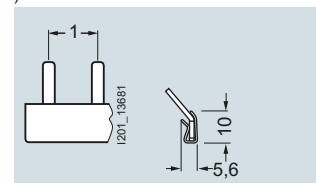
#### 5ST36 Pin spacing in MW

Dimensions of side view in mm (approx.).

5ST3613  
5ST3614  
5ST3615

#### 5ST37 Pin spacing in MW

Dimensions of side view in mm (approx.).

5ST3762  
5ST37645ST3763  
5ST3765

## Miniature Circuit Breakers

### Additional Components

#### Electrical components

##### Overview

The Siemens mounting concept supports the combination of all 5ST3 additional components with 5SY and 5SP miniature circuit breakers and with 5SU1 RCBOs.

5SL and 5SY60... miniature circuit breakers are suitable for mounting auxiliary switches and fault signal contacts. Auxiliary switches can also be mounted on 5TE8 flush-mounting circuit breakers and 5SG71 MINIZED switch disconnectors.

##### Auxiliary switches (AS)

The auxiliary switch (AS) always signals the contact position of the miniature circuit breaker, regardless of whether the miniature circuit breaker was tripped manually or as the result of a fault. An additional version is also available for the switching of small currents and voltages for the control of programmable control systems (PLCs) acc. to EN 61131-2. The auxiliary switch with test button enables the testing of control circuits without the need to switch the miniature circuit breaker.

##### Fault signal contacts (FC)

The fault signal contact (FC) signals the automatic tripping of the miniature circuit breaker in the event of a fault, such as an overload or a short circuit. If the fault signal contact is activated, the contact position does not change if the miniature circuit breaker is tripped manually. Fault signal contacts with TEST and RESET buttons enable the testing of control circuits without the need to trip the miniature circuit breaker. The red RESET button integrated in the handle also indicates the automatic tripping of the MCB. The signal can be acknowledged manually using the RESET button.

##### Shunt trips (ST)

Shunt trips are used for remote tripping of miniature circuit breakers.

##### Undervoltage releases (UR)

Undervoltage releases are integrated (e.g. in EMERGENCY-STOP loops), thus ensuring that the miniature circuit breaker trips in the event of an emergency, which, in turn, ensures disconnection of the control circuit according to EN 60204. In the event that the voltage is interrupted or too low, it also trips, i.e. prevents activation of the miniature circuit breaker.

##### Remote controlled mechanisms (RC)

Remote controlled mechanisms are used for the remote ON/OFF switching of miniature circuit breakers and the remote ON switching of RC units, as well as the local manual switching of these devices. A blocking function permits maintenance work. In the event that a miniature circuit breaker or RC unit is tripped, an acknowledgment must be carried out prior to switching back on. The remote controlled mechanism has an operating mode selector switch with the functions: "Locked", "Manual" and "Remote Switching".

##### Selector switch position:

OFF: The remote controlled mechanism is switched off, blocked mechanically and can be sealed and/or locked.

RC OFF: Only manual operation is possible.

RC ON: Both manual and remote operation are possible.

In the event that a device is tripped by a fault (RC units, miniature circuit breakers), the handle of the basic device and remote controlled mechanism switches to the OFF position. The operator must then acknowledge the tripping by resetting the remote controlled mechanism (OFF command) before it can be reactivated. This serves the safety of the installation or to protect personnel during maintenance work.

In an RC unit/minimature circuit breaker combination, the RC unit is switched on asynchronously, i.e. before switching on the miniature circuit breaker. The RC units for 5SY and 5SP4 can be switched ON via the MCB handle jumper using the supplied actuator attachment. There is no need to switch off the RC unit via the remote controlled mechanism as the MCB contacts ensure disconnection of the electrical circuit.

The switching frequency is max. 2 actuations per minute. If this actuation frequency is exceeded it may cause internal tripping of the remote controlled mechanism as a protection against possible overload. In this case, the remote controlled mechanism must be switched OFF at the function selector switch and not switched back on again for at least 5 minutes. More additional 5ST3... components, such as AS, FC, ST and UR, can be added to the right-hand side of the remote controlled mechanism in line with the Siemens mounting concept.

##### RC units

RC units can be combined with miniature circuit breakers of characteristics A, B, C and D. They then form a combination of RCCB and miniature circuit breakers for personnel, fire and line protection. The combinations can be tailored to meet individual requirements.

For information on RC units, see chapter "Residual Current Protective Devices / Arc Fault Detection Devices (AFDDs)".

##### Benefits

##### Can be universally retrofitted with all additional components



- The 5SL, 5SY and 5SP miniature circuit breakers are ideal for the quick and easy mounting of auxiliary switches and fault signal contacts. Captive metal brackets on the additional components ensure the quick and easy mounting of devices on the miniature circuit breakers without the need for tools.



- Fault signal contacts with TEST and RESET button enable the simple testing of auxiliary circuits and, in the event of a fault, acknowledgement of the fault over the RESET button, without the need to switch the miniature circuit breakers.



- The auxiliary switches with TEST button enable the simple manual testing of control circuits during operation of the entire installation without the need to switch the miniature circuit breakers.

### Technical specifications

	Auxiliary switches (AS)		Fault signal contacts (FC)
	5ST3010, 5ST3010-2 5ST3011, 5ST3011-2 5ST3012, 5ST3012-2	5ST3013 <sup>1)</sup> , 5ST3013-2 <sup>2)</sup> 5ST3014 <sup>1)</sup> , 5ST3014-2 <sup>2)</sup> 5ST3015 <sup>1)</sup> , 5ST3015-2 <sup>2)</sup>	5ST3020, 5ST3020-2 5ST3021, 5ST3021-2 5ST3022, 5ST3022-2
<b>Standards</b>	EN 62019; IEC/EN 60947-5-1; UL 1077; CSA C22.2 No. 235		
<b>Approvals</b>	see chapter "Appendix"		
<b>Short-circuit protection</b>	Miniature circuit breaker or gG 6 A fuse		
<b>Contact load</b>			
• Min.	50 mA, 24 V	1 mA/5 V DC	50 mA, 24 V
• Max.	--	1) = 100 mA/30 V DC 2) = 50 mA/30 V DC	--
• 400 V AC, AC-14, NO	A 2	--	2
• 230 V AC, AC-14, NO	A 6	--	6
• 400 V AC, AC-13, NC	A 2	--	2
• 230 V AC, AC-13, NC	A 6	--	6
• 220 V DC, DC-13, NO+NC	A 1	--	1
• 110 V DC, DC-13, NO+NC	A 1	--	1
• 60 V DC, DC-13, NO+NC	A 3	--	3
• 24 V DC, DC-13, NO+NC	A 6	--	6
<b>Service life, on average, with rated load</b>	20000 actuations	20000 actuations	20000 actuations
<b>Conductor cross-sections</b>	mm <sup>2</sup> AWG	0.5 ... 2.5 22 ... 14	0.5 ... 2.5 22 ... 14
<b>Terminals</b>			
• Terminal tightening torque	Nm lbs/in.	0.5 4.5	0.5 4.5
<b>Rated frequency</b>	Hz	50/60	
<b>Mounting position</b>	Any		
<b>Ambient temperature</b>	°C	-25 ... +55	-25 ... +55
<b>Storage temperature</b>	°C	-40 ... +75	-40 ... +75
<b>Resistance to climate</b>	Acc. to IEC 60068-2-30	Cycles 28	
<b>Shock</b>	Acc. to IEC 60068-2-27	m/s 50 at 11 ms half-sine	
<b>Resistance to vibrations</b>	Acc. to IEC 60068-2-6	m/s <sup>2</sup> 50 at 10 ... 150 Hz	

	Undervoltage releases (UR)		Shunt trips (ST)		Remote controlled mechanisms (RC)
	5ST304.		5ST3030	5ST3031	5ST3050, 5ST3052
<b>Standards</b>	EN 60947-1				
<b>Rated voltages <math>U_n</math></b>	V AC	230	110 ... 415	24 ... 48	230
	V DC	24, 110	110	24 ... 48	--
• Operating range $U_n$		0.85 ... 1.1 x $U_n$	0.7 ... 1.1 x $U_n$		0.9 ... 1.15 x $U_n$
• Rated frequency $f_n$	Hz	--	50 ... 60		50 ... 60
<b>Response limits</b>					
• Tripping		< 0.35 ... 0.7 x $U_n$	--		--
<b>Short-circuit protection</b>	Miniature circuit breakers B/C 6 A or fuse gG 6 A				
<b>Minimum contact load</b>	50 mA, 24 V		50 mA, 24 V		--
<b>Tripping operations</b>	max. 2000		max. 2000		--
<b>Service life, on average, with rated load</b>	20000 actuations		20000 actuations		20000 actuations 5000 at RC unit
<b>Conductor cross-sections</b>	mm <sup>2</sup> AWG	0.5 ... 2.5 22 ... 14	0.5 ... 2.5 22 ... 14		0.5 ... 2.5 22 ... 14
<b>Terminals</b>					
• Terminal tightening torque	Nm lbs/in.	0.8 6.8	0.8 6.8		0.4 ... 0.5 4.5
<b>Mounting position</b>	Any				
<b>Ambient temperature</b>	°C	-25 ... +55	-25 ... +55		-20 ... +55
<b>Storage temperature</b>	°C	-40 ... +75	-40 ... +75		-40 ... +75
<b>Resistance to climate</b>	Acc. to IEC 60068-2-30	Cycles 28			
<b>Shock</b>	Acc. to IEC 60068-2-27	m/s 50 at 11 ms half-sine			
<b>Resistance to vibrations</b>	Acc. to IEC 60068-2-6	m/s <sup>2</sup> 50 at 10 ... 150 Hz			
<b>Switching frequency</b>					2 actuations per minute
<b>Switching duration</b>	s	--			< 2
<b>Minimum command duration</b>	s	--			0.2 continuous command possible
<b>Rated power dissipation</b>	VA	--			No power consumption, in switching operation 26
<b>Rated frequency</b>	Hz	50/60			
<b>Behavior in the event of control voltage failure</b>					No change








For technical specifications of RC units, see chapter "Residual Current Protective Devices / Arc Fault Detection Devices (AFDDs)".

# Miniature Circuit Breakers






## Additional Components

### Electrical components

#### Selection and ordering data

	Rated voltage $U_n$ V	Mounting width MW <sup>1)</sup>	DT	Article No. <a href="http://www.siemens.com/product?ArticleNo.">www.siemens.com/ product?Article No.</a>	Price per PU	PU (UNIT, SET, M)	PS*/P. unit	PG	Weight per PU approx. kg
	<b>Auxiliary switches (AS)</b> For 5SL, 5SY, 5SP and 5TL1 miniature circuit breakers, 5SU1 RCBOs, for 5SV residual current protective device and 5TE8 switches								
	1 NO + 1 NC For low power	0.5	▶	<a href="#">5ST3010</a> <a href="#">5ST3013</a>		1	1 unit	1AD	0.055
	2 NO For low power		▶	<a href="#">5ST3011</a> <a href="#">5ST3014</a>		1	1 unit	1AD	0.066
	2 NC For low power			<a href="#">5ST3012</a> <a href="#">5ST3015</a>		1	1 unit	1AD	0.067
						1	1 unit	1AD	0.064
	<b>Auxiliary switches (AS) with TEST button</b> For 5SL, 5SY, 5SP and 5TL1 miniature circuit breakers, 5SU1, 5TL1 RCBOs, for 5SV residual current protective device and 5TE8 switches								
	1 NO + 1 NC For low power	0.5		<a href="#">5ST3010-2</a> <a href="#">5ST3013-2</a>		1	1 unit	1AD	0.071
	2 NO For low power			<a href="#">5ST3011-2</a> <a href="#">5ST3014-2</a>		1	1 unit	1AD	0.068
	2 NC For low power			<a href="#">5ST3012-2</a> <a href="#">5ST3015-2</a>		1	1 unit	1AD	0.071
						1	1 unit	1AD	0.063
	<b>Fault signal contacts (FC)</b> For 5SL, 5SY, 5SP miniature circuit breakers, 5SU1 RCBOs, for 5SV residual current protective device								
	1 NO + 1 NC	0.5	▶	<a href="#">5ST3020</a>		1	1 unit	1AD	0.066
	2 NO 2 NC			<a href="#">5ST3021</a> <a href="#">5ST3022</a>		1	1 unit	1AD	0.068
	<b>Fault signal contacts (FC) with TEST and ACKNOWLEDGE button</b> For 5SL, 5SY, 5SP miniature circuit breakers, 5SU1 RCBOs, for 5SV residual current protective device								
	1 NO + 1 NC	0.5	▶	<a href="#">5ST3020-2</a>		1	1 unit	1AD	0.072
	2 NO 2 NC			<a href="#">5ST3021-2</a> <a href="#">5ST3022-2</a>		1	1 unit	1AD	0.048
	<b>Undervoltage releases (UR)</b> For 5SL4, 5SY, 5SP miniature circuit breakers, 5SU1 RCBOs, for 5SV residual current protective device, but not for 5SY60.. and 5SL6 miniature circuit breakers								
	With integrated auxiliary switch								
	230 AC	1	▶	<a href="#">5ST3040</a>		1	1 unit	1AD	0.114
	110 DC			<a href="#">5ST3041</a>		1	1 unit	1AD	0.112
	24 DC			<a href="#">5ST3042</a>		1	1 unit	1AD	0.111
	Without integrated auxiliary switch								
230 AC	1	▶	<a href="#">5ST3043</a>		1	1 unit	1AD	0.102	
110 DC			<a href="#">5ST3044</a>		1	1 unit	1AD	0.089	
24 DC			<a href="#">5ST3045</a>		1	1 unit	1AD	0.097	
	<b>Shunt trips (ST)</b> For 5SL4, 5SY, 5SP miniature circuit breakers, 5SU1 RCBOs, for 5SV residual current protective device, but not for 5SY60.. and 5SL6 miniature circuit breakers								
	110 ... 415 V AC 24 ... 48 V AC/DC	1 1	▶ ▶	<a href="#">5ST3030</a> <a href="#">5ST3031</a>		1 1	1 unit 1 unit	1AD 1AD	0.102 0.102
	<b>Remote controlled mechanisms (RC)</b> For 5SY and 5SP miniature circuit breakers and 5SU1 RCBOs, but not for 5SL3, 5SL6, 5TE8...CC miniature circuit breakers								
	230 AC	3.5	▶	<a href="#">5ST3050</a>		1	1 unit	1AD	0.447
For 5SL4 miniature circuit breakers only <b>NEW</b>									
	230 AC	3.5		<a href="#">5ST3052</a>		1	1 unit	1AD	0.447

<sup>1)</sup> 1 MW (modular width) = 18 mm.

	Rated residual current	Rated current	Mounting width	DT	Article No. <a href="http://www.siemens.com/product?ArticleNo.">www.siemens.com/ product?Article No.</a>	Price per PU	PU (UNIT, SET, M)	PS*/P. unit	PG	Weight per PU approx.	
	$I_{\Delta n}$ mA	$I_n$ A	MW <sup>1)</sup>							kg	
<b>RC units, type A, instantaneous tripping</b>											
	<b>For 5SY miniature circuit breakers,</b> but not for 5SY5, 5SY8, 5SY60... and 5SL miniature circuit breakers										
	<b>2P, 230 ... 400 V AC, 50 ... 60 Hz</b>										
		10	0.3 ... 16	2	▶	<a href="#">5SM2121-6</a>		1	1 unit	1AH	0.203
		30	0.3 ... 40			<a href="#">5SM2322-6</a>		1	1 unit	1AH	0.201
		300				<a href="#">5SM2622-6</a>		1	1 unit	1AH	0.194
		30	0.3 ... 63			<a href="#">5SM2325-6</a>		1	1 unit	1AH	0.212
	100				<a href="#">5SM2425-6</a>		1	1 unit	1AH	0.207	
	300				<a href="#">5SM2625-6</a>		1	1 unit	1AH	0.194	
	500				<a href="#">5SM2725-6</a>		1	1 unit	1AH	0.197	
	<b>For 5SY miniature circuit breakers,</b> but not for 5SY5, 5SY8, 5SY60... and 5SL miniature circuit breakers										
	<b>3P; 230 ... 400 V AC; 50 ... 60 Hz</b>										
		30	0.3 ... 40	3		<a href="#">5SM2332-6</a>		1	1 unit	1AH	0.300
		300				<a href="#">5SM2632-6</a>		1	1 unit	1AH	0.288
		30	0.3 ... 63			<a href="#">5SM2335-6</a>		1	1 unit	1AH	0.338
		100				<a href="#">5SM2435-6</a>		1	1 unit	1AH	0.312
	300				<a href="#">5SM2635-6</a>		1	1 unit	1AH	0.289	
	500				<a href="#">5SM2735-6</a>		1	1 unit	1AH	0.294	
	<b>For 5SY miniature circuit breakers,</b> but not for 5SY5, 5SY8, 5SY60... and 5SL miniature circuit breakers										
	<b>4P, 230 ... 400 V AC, 50 ... 60 Hz</b>										
		30	0.3 ... 40	3	▶	<a href="#">5SM2342-6</a>		1	1 unit	1AH	0.327
		300			▶	<a href="#">5SM2642-6</a>		1	1 unit	1AH	0.322
		30	0.3 ... 63			<a href="#">5SM2345-6</a>		1	1 unit	1AH	0.375
		100				<a href="#">5SM2445-6</a>		1	1 unit	1AH	0.338
	300				<a href="#">5SM2645-6</a>		1	1 unit	1AH	0.319	
	500				<a href="#">5SM2745-6</a>		1	1 unit	1AH	0.319	
	<b>For 5SP4 miniature circuit breakers (B and C characteristics)</b>										
	<b>2P, 125 ... 230 V AC, 50 ... 60 Hz</b>										
		30	80 ... 100	3.5		<a href="#">5SM2327-6</a>		1	1 unit	1AH	0.516
	300				<a href="#">5SM2627-6</a>		1	1 unit	1AH	0.467	
	<b>For 5SP4 miniature circuit breakers (B and C characteristics)</b>										
	<b>4P, 230 ... 400 V AC, 50 ... 60 Hz</b>										
		30	80 ... 100	5		<a href="#">5SM2347-6</a>		1	1 unit	1AH	0.899
	300				<a href="#">5SM2647-6</a>		1	1 unit	1AH	0.682	

<sup>1)</sup> 1 MW (modular width) = 18 mm.



## Miniature Circuit Breakers

### Additional Components

#### Electrical components

	Rated residual current	Rated current	Mounting width	DT	Article No. <a href="http://www.siemens.com/product?ArticleNo.">www.siemens.com/product?Article No.</a>	Price per PU	PU (UNIT, SET, M)	PS* / P. unit	PG	Weight per PU approx.	
	$I_{\Delta n}$ mA	$I_n$ A		MW <sup>1)</sup>						kg	
<b>RC units, type A, super resistant <span style="border: 1px solid black; padding: 0 2px;">K</span></b>											
	<b>For 5SY miniature circuit breakers,</b> but not for 5SY5, 5SY8, 5SY60... and 5SL miniature circuit breakers										
	<b>2P; 230 ... 400 V AC, 50 ... 60 Hz</b>										
		30	0.3 ... 40		2	<a href="#">5SM2322-6KK01</a>		1	1 unit	1AH	0.211
		30	0.3 ... 63			<a href="#">5SM2325-6KK01</a>		1	1 unit	1AH	0.215
	<b>For 5SY miniature circuit breakers,</b> but not for 5SY5, 5SY8, 5SY60... and 5SL miniature circuit breakers										
	<b>3P; 230 ... 400 V AC; 50 ... 60 Hz</b>										
	30	0.3 ... 40		3	<a href="#">5SM2332-6KK01</a>		1	1 unit	1AH	0.351	
	30	0.3 ... 63			<a href="#">5SM2335-6KK01</a>		1	1 unit	1AH	0.338	
<b>For 5SY miniature circuit breakers,</b> but not for 5SY5, 5SY8, 5SY60... and 5SL miniature circuit breakers											
<b>4P; 230 ... 400 V AC, 50 ... 60 Hz</b>											
	30	0.3 ... 40		3	<a href="#">5SM2342-6KK01</a>		1	1 unit	1AH	0.381	
	30	0.3 ... 63			<a href="#">5SM2345-6KK01</a>		1	1 unit	1AH	0.386	
<b>RC units, type A, selective <span style="border: 1px solid black; padding: 0 2px;">S</span></b>											
	<b>For 5SY miniature circuit breakers,</b> but not for 5SY5, 5SY8, 5SY60... and 5SL miniature circuit breakers										
	<b>2P; 230 ... 400 V AC, 50 ... 60 Hz</b>										
		300	0.3 ... 40		2	<a href="#">5SM2622-8</a>		1	1 unit	1AH	0.207
		300	0.3 ... 63			<a href="#">5SM2625-8</a>		1	1 unit	1AH	0.205
	<b>For 5SY miniature circuit breakers,</b> but not for 5SY5, 5SY8, 5SY60... and 5SL miniature circuit breakers										
	<b>3P; 230 ... 400 V AC; 50 ... 60 Hz</b>										
	300	0.3 ... 63		3	<a href="#">5SM2635-8</a>		1	1 unit	1AH	0.338	
	500				<a href="#">5SM2735-8</a>		1	1 unit	1AH	0.301	
	1000				<a href="#">5SM2835-8</a>		1	1 unit	1AH	0.295	
	<b>For 5SY miniature circuit breakers,</b> but not for 5SY5, 5SY8, 5SY60... and 5SL miniature circuit breakers										
	<b>4P; 230 ... 400 V AC, 50 ... 60 Hz</b>										
		300	0.3 ... 63		3	<a href="#">5SM2645-8</a>		1	1 unit	1AH	0.366
		500				<a href="#">5SM2745-8</a>		1	1 unit	1AH	0.333
		1000				<a href="#">5SM2845-8</a>		1	1 unit	1AH	0.327
	<b>For 5SP4 miniature circuit breakers (B and C characteristics)</b>										
<b>2P; 125 ... 230 V AC, 50 ... 60 Hz</b>											
	300	80 ... 100		3.5	<a href="#">5SM2627-8</a>		1	1 unit	1AH	0.514	
	<b>For 5SP4 miniature circuit breakers (B and C characteristics)</b>										
	<b>4P; 230 ... 400 V AC, 50 ... 60 Hz</b>										
		300	80 ... 100		5	<a href="#">5SM2647-8</a>		1	1 unit	1AH	0.798
		1000				<a href="#">5SM2847-8</a>		1	1 unit	1AH	0.703

<sup>1)</sup> 1 MW (modular width) = 18 mm.

### Selection and ordering data







Version	Mounting width (MW <sup>1</sup> )	DT	Article No. <a href="http://www.siemens.com/product?ArticleNo.">www.siemens.com/product?Article No.</a>	Price per PU	PU (UNIT, SET, M)	PS*/P. unit	PG	Weight per PU approx. kg
 <p><b>Mechanical rotary operating mechanism complete with handle</b> <b>NEW</b></p> <ul style="list-style-type: none"> <li>For 5SY, but not for 5SYx0 1+N in 1 MW</li> <li>For 5SP4, 5SL, 5TL1, 5TE2, 5TE8, 5SU1</li> </ul> <p>Versions</p> <ul style="list-style-type: none"> <li>Handle black</li> <li>Handle red/yellow</li> </ul>			5ST3060 5ST3061		1 1	1 unit 1 unit	1AD	0.244 0.242
 <p><b>Terminal covers</b></p> <p>For miniature circuit breakers, but not for 5SY60...</p> <p>For additional covering of the screw openings per pole, sealable. In the case of 5SY, also prevents removal of device from the standard mounting rail.</p>			5ST3800		1	10 units	1AD	0.002
 <p><b>Handle locking devices</b></p> <p>Sealable to prevent undesired mechanical ON/OFF switching</p> <p>For 5SP and 5SY miniature circuit breakers For padlock with max. 3 mm shackle</p>			5ST3801		1	1 unit	1AD	0.012
 <p>For 5SL, 5SV, 5TL1 miniature circuit breakers For padlock with 3 ... 6 mm shackle</p>			5ST3806		1	5 units	1AD	0.003
 <p><b>Padlocks</b></p> <p>For 5ST3801 and 5ST3806 handle locking device</p>			5ST3802		1	1 unit	1AD	0.033
<p><b>Locking devices</b></p> <p>For 5SP and 5SY miniature circuit breakers comprising 5ST3801 handle locking device and 5ST3802 padlock</p>			5ST3803		1	1 set	1AD	0.044
<p><b>Locking devices</b></p> <p>For 5SL, 5SV, 5TL1 miniature circuit breakers, comprising 5ST3806 handle locking device and 5ST3802 padlock</p>			5ST3807		1	1 set	1AD	0.024
 <p><b>Spacers</b></p> <p>Can be placed on either side of the standard mounting rail. Two spacers allow for convenient cable routing</p>	0.5		5TG8240		1	2 units	1BK	0.017
 <p><b>Fixing parts</b></p> <p>Made of plastic, for use on a mounting plate</p>			5ST2201		1	1 unit	1AD	0.012
 <p><b>Device labels</b> <b>NEW</b></p> <p>Adhesive, for modular installation devices, e.g. 5SY, 5SL, 5TL1, etc.</p> <p>Versions</p> <ul style="list-style-type: none"> <li>15 mm x 6 mm, white (WIN 098)</li> <li>15 mm x 6 mm, yellow (WIN 099)</li> </ul>			8WH8210-0AA35 8WH8210-0AA36		100 100	3740 units 3740 units	1BT	0.010 0.010

\* You can order this quantity or a multiple thereof.

## Miniature Circuit Breakers

### Additional Components


#### Mechanical components

Version	DT	Article No. <a href="http://www.siemens.com/product?Article No.">www.siemens.com/ product?Article No.</a>	Price per PU	PU (UNIT, SET, M)	PS*/ P. unit	PG	Weight per PU approx.  kg
<b>Labeling system</b>		Available from: Murrplastik Systemtechnik GmbH Postfach 1143 71570 Oppenweiler, Germany Telephone: +49 7191-482-0 e-mail: <a href="mailto:info@murrplastik.de">info@murrplastik.de</a>					
	<b>Terminal covers, gray</b> For surface mounting, degree of protection IP40, sealable, with 35 mm standard mounting rail • Up to 2.5 MW • Up to 4.5 MW	<b>5SW3004</b> <b>5SW3005</b>		1 1	1 unit 1 unit	1BE 1BE	0.089 0.185
	<b>Wall enclosures, gray</b> For flush mounting, degree of protection IP40 with 35 mm standard mounting rail • Up to 2.5 MW • Up to 4.5 MW	<b>5SW3006</b> <b>5SW3007</b>		1 1	1/4 units 1 unit	1BE 1BE	0.131 0.162
	<b>Molded-plastic enclosures, gray</b> For surface mounting, degree of protection IP54, with 35 mm standard mounting rail, sealable with transparent hinged lid For 4.5 MW	<b>5SW1200</b>		1	1 unit	1BE	0.476
	<b>Covers</b> Can be assembled as mini distribution board, suitable for all devices, cover parts prepared for rail mounting of conventional label caps, comprising: • End plates (for snapping onto standard mounting rail) ▶ • Angled profile (approx. 1 m long) • Alternative flat profiles (as a cover between the rows of devices length approx. 1 m)	<b>5ST2134</b> <b>5ST2135</b> <b>5ST2136</b>		1 1 1	10 units 5 units 5 units	1AD 1AD 1AD	0.026 0.288 0.239
	<b>Holders for front panel installation</b> Universal use for devices from 1 to 6 MW Cutout dimensions: Height 45 <sup>+0.5</sup> mm Width: 23, 41, 59, 77, 95 or 113 mm	<b>7LF9006</b>		1	1 unit	1BK	0.070
	<b>Intermediate frames for 70 mm devices in 55 mm ALPHA SIMBOX small distribution boards</b> Versions • 1-tier • 2-tier • 3-tier • 4-tier	<b>8GB4561</b> <b>8GB4562</b> <b>8GB4563</b> <b>8GB4564</b>		1 1 1 1	1 unit 1 unit 1 unit 1 unit	1BO 1BO 1BO 1BO	0.795 0.911 1.111 1.238
For further information on ALPHA distribution boards, ALPHA SIMBOX small distribution boards and intermediate frames, see chapter "Distribution Boards / Power Distribution Boards".							

**More information**

The Siemens mounting concept supports the combination of all 5ST3 additional components with miniature circuit breakers of the 5SY and 5SP series and RCBOs of the 5SU1 series.

5SL and 5SY60.. miniature circuit breakers are suitable for mounting auxiliary switches and fault signal contacts. Auxiliary switches can also be mounted on 5TE8 flush-mounting circuit breakers and 5SG71 MINIZED switch disconnectors. In the case of the 5SY6 miniature circuit breaker and in the case of the RCBO, the arc fault detection device can be mounted on the left-hand side.



For further information on the mounting concept for RCBOs, see chapter "Residual Current Protective Devices / Arc Fault Detection Devices (AFDDs)".

## Miniature Circuit Breakers

### Busbars

#### 5ST standard busbars

##### Overview

The busbar system with pin-type connections can be used for all 5SL6 and 5SJ6 miniature circuit breakers . . . . KS and 5SY miniature circuit breakers with or without mounted auxiliary switch (AS) or fault signal contact (FC).

Busbars in 10 mm<sup>2</sup> and 16 mm<sup>2</sup> versions are available.

With bars that can be cut to length, the 5ST37 busbar system can be tailored to any requirements.

The extremely flexible 5ST36 busbar system with fixed lengths also enables installation in any length as the busbars can be overlapped.

No further need for time-consuming tasks, such as cutting, cutting to length, deburring, cleaning of cut surfaces and mounting of end caps.


Any free pins on the busbars can be made safe by covering with touch protection.

For further information on the bus-mounting of miniature circuit breakers with residual current operated circuit breakers, [please refer to the chapter "Residual Current Protective Devices/ Arc Fault Detection Devices \(AFDDs\)"](#).


##### Benefits



- Between the rows of devices, the busbar, that is located at the bottom and behind the conductor, provides an optimum wiring space with easy view of the inserted conductor. This enables easy control of connections.



- The ability to overlap when mounting the busbars enables a cross-section enlargement of up to 32 mm<sup>2</sup> using the respective components, 10 mm<sup>2</sup> and 16 mm<sup>2</sup>



- By overlapping the busbars with fixed lengths, it is possible to achieve device combinations with any number of devices

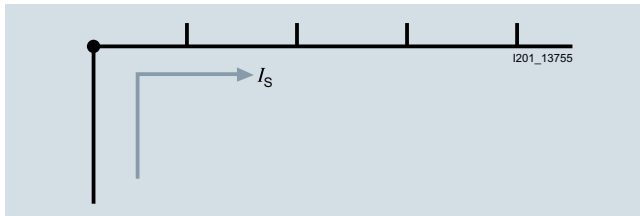


- The fact that the connection of the conductor is always clearly visible facilitates cable entry of all pole types and considerably reduces mounting times

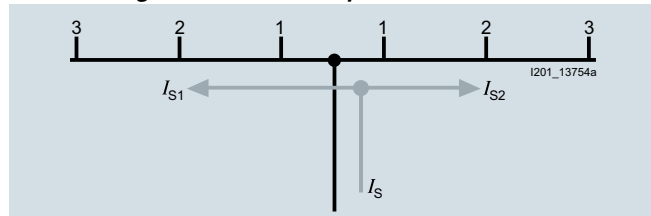
### Technical specifications

		5ST3
<b>Standards</b>		EN 60439-1 (VDE 0660-500): 2005-01
<b>Busbar material</b>		SF-Cu F 24
<b>Partition material</b>		Plastic, Cycloyol 3600 heat-resistant over 90 °C flame-retardant and self-extinguishing, dioxin and halogen-free
<b>Rated operational voltage <math>U_c</math></b>	V AC	400
<b>Rated current <math>I_n</math></b>		
• Cross-section 10 mm <sup>2</sup>	A	63
• Cross-section 16 mm <sup>2</sup>	A	80
<b>Rated impulse withstand voltage <math>U_{imp}</math></b>	kV	4
<b>Test pulse voltage (1.2/50)</b>	kV	6.2
<b>Rated conditional short-circuit current <math>I_{cc}</math></b>	kA	25
<b>Resistance to climate</b>		
• Constant atmosphere	Acc. to DIN 50015	23/83; 40/92; 55/20
• Humid heat	Acc. to IEC 60068-2-30	28 cycles
<b>Insulation coordination</b>		
• Overvoltage category		III
• Pollution degree		2
<b>Maximum busbar current <math>I_S</math>/phase</b>		
• Infeed at the start of the busbar		
- Cross-section 10 mm <sup>2</sup>	A	63
- Cross-section 16 mm <sup>2</sup>	A	80
• Infeed at the center of the busbar		
- Cross-section 10 mm <sup>2</sup>	A	100
- Cross-section 16 mm <sup>2</sup>	A	130

#### Infeed at the start or end of the busbar



#### Infeed along the busbar or midpoint infeed







The sum of the outgoing current per branch (1, 2, 3 ... n) must not be greater than the max. busbar current  $I_S$ /phase.

# Miniature Circuit Breakers

## Busbars

### 5ST standard busbars

#### Selection and ordering data

	Pin spacing	Length	DT	Article No. <a href="http://www.siemens.com/product?ArticleNo.">www.siemens.com/ product?ArticleNo.</a>	Price per PU	PU (UNIT, SET, M)	PS*/P. unit	PG	Weight per PU approx.
	MW <sup>1)</sup>	mm							kg
<b>5ST36 busbar systems, 10 mm<sup>2</sup>, for miniature circuit breakers, fixed lengths, cannot be cut, fully insulated</b>									
	<b>Single-phase</b>								
	For 2 MCBs 1P	1	33	<a href="#">5ST3600</a>		1	10 units	1AD	0.008
	For 6 MCBs 1P		105	<a href="#">5ST3601</a>		1	10 units	1AD	0.024
	For 12 MCBs 1P		210	<a href="#">5ST3602</a>		1	10 units	1AD	0.047
	<b>Single-phase, for MCBs with AS or FC</b>								
	For 2 MCBs 1P	1.5	40	<a href="#">5ST3603</a>		1	10 units	1AD	0.010
	For 6 MCBs 1P		156.5	<a href="#">5ST3604</a>		1	10 units	1AD	0.033
	For 9 MCBs 1P		237	<a href="#">5ST3605</a>		1	10 units	1AD	0.050
	<b>Two-phase</b>								
	For 2 MCBs 2P	1	75.5	<a href="#">5ST3606</a>		1	10 units	1AD	0.018
	For 3 MCBs 2P		105	<a href="#">5ST3607</a>		1	10 units	1AD	0.028
	For 6 MCBs 2P		210	<a href="#">5ST3608</a>		1	10 units	1AD	0.063
	<b>Three-phase</b>								
	For 2 MCBs 3P	1	102	<a href="#">5ST3613</a>		1	10 units	1AD	0.033
	For 3 MCBs 3P		157.5	<a href="#">5ST3614</a>		1	10 units	1AD	0.055
	For 4 MCBs 3P		210	<a href="#">5ST3615</a>		1	10 units	1AD	0.079
	<b>Three-phase, for MCBs with AS or FC</b>								
	For 2 MCBs 3P	1+1+1.5	115	<a href="#">5ST3616</a>		1	10 units	1AD	0.037
	For 4 MCBs 3P		237	<a href="#">5ST3617</a>		1	10 units	1AD	0.090
	For 6 MCBs 1P	1.5	125	<a href="#">5ST3618</a>		1	10 units	1AD	0.046
	For 9 MCBs 1P		229	<a href="#">5ST3620</a>		1	10 units	1AD	0.079
	<b>Three-phase</b>								
	For 1 RCCB 4P N right and 8 MCBs 1P	1	210	<a href="#">5ST3624</a>		1	10 units	1AD	0.078
	For 1 RCCB 4P N left and 8 MCBs 1P	1	192	<a href="#">5ST3667</a>		1	10 units	1AD	0.070
	<b>Four-phase</b>								
	For 2 MCBs 4P or 3P+N	1	145	<a href="#">5ST3621</a>		1	10 units	1AD	0.054
	For 3 MCBs 4P or 3P+N		215	<a href="#">5ST3622</a>		1	10 units	1AD	0.092
	For 6 MCBs 2P or 1P+N		215	<a href="#">5ST3623</a>		1	10 units	1AD	0.087
<b>5ST36 busbars, 16 mm<sup>2</sup>, for miniature circuit breakers, fixed lengths, cannot be cut, fully insulated</b>									
	<b>Single-phase</b>								
	For 2 MCBs 1P	1	33	<a href="#">5ST3630</a>		1	10 units	1AD	0.009
	For 6 MCBs 1P		105	<a href="#">5ST3631</a>		1	10 units	1AD	0.026
	For 12 MCBs 1P		210	<a href="#">5ST3632</a>		1	10 units	1AD	0.052
	<b>Single-phase, for MCBs with AS or FC</b>								
	For 2 MCBs 1P	1.5	40	<a href="#">5ST3633</a>		1	10 units	1AD	0.011
	For 6 MCBs 1P		156.5	<a href="#">5ST3634</a>		1	10 units	1AD	0.036
	For 9 MCBs 1P		237	<a href="#">5ST3635</a>		1	10 units	1AD	0.055
	<b>Two-phase</b>								
	For 2 MCBs 2P	1	75.5	<a href="#">5ST3636</a>		1	10 units	1AD	0.026
	For 3 MCBs 2P		105	<a href="#">5ST3637</a>		1	10 units	1AD	0.042
	For 6 MCBs 2P		210	<a href="#">5ST3638</a>		1	10 units	1AD	0.089
	<b>Two-phase for MCBs with AS or FC</b>								
	For 2 MCBs 2P	1 + 1.5	75.5	<a href="#">5ST3640</a>		1	10 units	1AD	0.029
	For 3 MCBs 2P		120.5	<a href="#">5ST3641</a>		1	10 units	1AD	0.048
	For 5 MCBs 2P		210	<a href="#">5ST3642</a>		1	10 units	1AD	0.086

<sup>1)</sup> 1 MW (modular width) = 18 mm.

	Pin spacing	Length	DT	Article No. <a href="http://www.siemens.com/product?ArticleNo.">www.siemens.com/ product?Article No.</a>	Price per PU	PU (UNIT, SET, M)	PS*/P. unit	PG	Weight per PU approx. kg
	MW <sup>1)</sup>	mm							
<b>5ST36 busbars, 16 mm<sup>2</sup>, for miniature circuit breakers, fixed lengths, cannot be cut, fully insulated</b>									
<b>Three-phase</b>									
For 2 MCBs 3P	1	102.5		<a href="#">5ST3643</a>		1	10 units	1AD	0.048
For 3 MCBs 3P		157.5		<a href="#">5ST3644</a>		1	10 units	1AD	0.082
For 4 MCBs 3P		210	▶	<a href="#">5ST3645</a>		1	10 units	1AD	0.114
<b>Three-phase, for MCBs with AS or FC</b>									
For 2 MCBs 3P	1+1+1.5	115		<a href="#">5ST3646</a>		1	10 units	1AD	0.051
For 4 MCBs 3P		237		<a href="#">5ST3647</a>		1	10 units	1AD	0.132
For 6 MCBs 1P	1.5	156		<a href="#">5ST3648</a>		1	10 units	1AD	0.067
For 9 MCBs 1P		245		<a href="#">5ST3650</a>		1	10 units	1AD	0.110
<b>Three-phase,</b>									
For 1 RCCB 4P N right and 8 MCBs 1P	1	210		<a href="#">5ST3654</a>		1	10 units	1AD	0.113
For 1 RCCB 4P N left and 8 MCBs 1P	1	210		<a href="#">5ST3668</a>		1	10 units	1AD	0.100
<b>Four-phase</b>									
For 2 MCBs 4P or 3P+N	1			<a href="#">5ST3651</a>		1	10 units	1AD	0.080
For 3 MCBs 4P or 3P+N				<a href="#">5ST3652</a>		1	10 units	1AD	0.137
For 6 MCBs 2P or 1P+N				<a href="#">5ST3653</a>		1	10 units	1AD	0.126
<b>Touch protection</b>									
For free connections, yellow (RAL 1004) 5 x 1 pin			▶	<a href="#">5ST3655</a>		1	10 units	1AD	0.008
<b>10 mm<sup>2</sup></b>				<a href="#">5ST3656</a>		1	1 set	1AD	5.348
20 x 5ST3613 + 10 x 5ST3614 + 50 x 5ST3615 + 50 x 5ST3655									
<b>16 mm<sup>2</sup></b>				<a href="#">5ST3657</a>		1	1 set	1AD	7.765
20 x 5ST3643 + 10 x 5ST3644 + 50 x 5ST3645 + 50 x 5ST3655									
<b>5ST37 busbar system, 10 mm<sup>2</sup>, 12 MW for miniature circuit breakers, can be cut, with end caps</b>									
<b>Single-phase, angled</b>									
For 12 MCBs 1P	1	214		<a href="#">5ST3730</a>		1	1 unit	1AD	0.033
For 9 MCBs 1P with AS or FC	1.5			<a href="#">5ST3732</a>		1	1 unit	1AD	0.030
<b>Two-phase</b>									
For 6 MCBs 2P	1			<a href="#">5ST3734</a>		1	1 unit	1AD	0.072
For 4 MCBs 2P with AS or FC	1+1.5			<a href="#">5ST3736</a>		1	1 unit	1AD	0.071
<b>Three-phase</b>									
For 4 MCBs 3P	1		▶	<a href="#">5ST3738</a>		1	1 unit	1AD	0.086
For 3 MCBs 3P with AS or FC	1+1+1.5			<a href="#">5ST3741</a>		1	1 unit	1AD	0.074
For 3 MCBs 1P with AS or FC	1.5			<a href="#">5ST3743</a>		1	1 unit	1AD	0.075
<b>Four-phase</b>									
For 3 MCBs 4P or 3P+N	1			<a href="#">5ST3745</a>		1	1 unit	1AD	0.108
<b>5ST37 busbar system, 10 mm<sup>2</sup>, 56 MW for miniature circuit breakers, can be cut, without end caps</b>									
<b>Single-phase, angled</b>									
For MCBs 1P	1	1016		<a href="#">5ST3731</a>		1	1 unit	1AD	0.153
For MCBs 1P with AS or FC	1.5			<a href="#">5ST3733</a>		1	1 unit	1AD	0.157
<b>Two-phase</b>									
For MCBs 1P and UR or AR	2			<a href="#">5ST3735-2</a>		1	1 unit	1AD	0.505
For MCBs 2P	1			<a href="#">5ST3735</a>		1	1 unit	1AD	0.343
For MCBs 2P with AS or FC	1+1.5			<a href="#">5ST3737</a>		1	1 unit	1AD	0.327
<b>Three-phase</b>									
For MCBs 3P	1		▶	<a href="#">5ST3740</a>		1	1 unit	1AD	0.430
For MCBs 3P with AS or FC	1+1+1.5			<a href="#">5ST3742</a>		1	1 unit	1AD	0.421
For MCBs 1P with AS or FC	1.5			<a href="#">5ST3744</a>		1	1 unit	1AD	0.420
<b>Four-phase</b>									
For MCBs 4P or 3P+N	1			<a href="#">5ST3746</a>		1	1 unit	1AD	0.600
For MCBs 2P with AS or FC and RCBOs 1P+N with AS or FC	1+1.5			<a href="#">5ST3746-2</a>		1	1 unit	1AD	0.505




<sup>1)</sup> 1 MW (modular width) = 18 mm.










# Miniature Circuit Breakers

## Busbars

### 5ST standard busbars

	Pin spacing	Length	DT	Article No. <a href="http://www.siemens.com/product?Article No.">www.siemens.com/ product?Article No.</a>	Price per PU	PU (UNIT, SET, M)	PS*/ P. unit	PG	Weight per PU approx.
	MW <sup>1)</sup>	mm							kg
<b>5ST37 busbar system, 16 mm<sup>2</sup>, 12 MW for miniature circuit breakers, can be cut, with end caps</b>									
	<b>Single-phase, angled</b>								
	For MCBs 1P	1	214	▶ <a href="#">5ST3700</a>		1	1 unit	1AD	0.042
	For MCBs 1P with AS or FC	1.5		▶ <a href="#">5ST3702</a>		1	1 unit	1AD	0.040
	<b>Two-phase</b>								
	For MCBs 2P	1		▶ <a href="#">5ST3704</a>		1	1 unit	1AD	0.097
	For MCBs 2P with AS or FC	1+1.5		▶ <a href="#">5ST3706</a>		1	1 unit	1AD	0.090
	<b>Three-phase</b>								
	For MCBs 3P	1		▶ <a href="#">5ST3708</a>		1	1 unit	1AD	0.116
	For MCBs 3P with AS or FC	1+1+1.5		▶ <a href="#">5ST3711</a>		1	1 unit	1AD	0.100
	For MCBs 1P with AS or FC	1.5		▶ <a href="#">5ST3713</a>		1	1 unit	1AD	0.102
	<b>Four-phase</b>								
	For MCBs 4P or 3P+N	1		▶ <a href="#">5ST3715</a>		1	1 unit	1AD	0.152
<b>5ST37 busbar system, 16 mm<sup>2</sup>, 56 MW for miniature circuit breakers, can be cut, without end caps</b>									
	<b>Single-phase, angled</b>								
	For MCBs 1P	1	1016	▶ <a href="#">5ST3701</a>		1	1 unit	1AD	0.190
	For MCBs 1P with AS or FC	1.5		▶ <a href="#">5ST3703</a>		1	1 unit	1AD	0.185
	<b>Two-phase</b>								
	For MCBs 2P	1		▶ <a href="#">5ST3705</a>		1	1 unit	1AD	0.452
	For MCBs 2P with AS or FC	1+1.5		▶ <a href="#">5ST3707</a>		1	1 unit	1AD	0.446
	<b>Three-phase</b>								
	For MCBs 3P	1		▶ <a href="#">5ST3710</a>		1	1 unit	1AD	0.610
	For MCBs 3P with AS or FC	1+1+1.5		▶ <a href="#">5ST3712</a>		1	1 unit	1AD	0.580
	For MCBs 1P with AS or FC	1.5		▶ <a href="#">5ST3714</a>		1	1 unit	1AD	0.540
	<b>Four-phase</b>								
	For MCBs 4P or 3P+N	1		▶ <a href="#">5ST3716</a>		1	1 unit	1AD	0.798
<b>5ST37 busbar system, 10 mm<sup>2</sup>, 56 MW, can be cut, without end caps, with touch protection</b>									
<b>Four-phase</b>									
For MCBs 2P and RCBOs 1P+N	1	1000	▶ <a href="#">5ST3770-2</a>		1	10 units	1AD	0.578	
<b>5ST37 busbar system, 16 mm<sup>2</sup>, 56 MW, can be cut, without end caps, with touch protection</b>									
<b>Four-phase</b>									
For MCBs 2P and RCBOs 1P+N	1	1000	▶ <a href="#">5ST3770-3</a>		1	10 units	1AD	0.779	
<b>5ST37 busbar system, 10 mm<sup>2</sup>, 16 MW, can be cut, with end caps, with touch protection</b>									
<b>Four-phase</b>									
For RCCBs 4P, N right and 6 MCBs 1P+N	1	292	▶ <a href="#">5ST3770-4</a>		1	10 units	1AD	0.153	
<b>5ST37 busbar system, 16 mm<sup>2</sup>, 16 MW, can be cut, with end caps, with touch protection</b>									
<b>Four-phase</b>									
For RCCBs 4P, N right and 6 MCBs 1P+N	1	292	▶ <a href="#">5ST3770-5</a>		1	10 units	1AD	0.203	
<b>End caps for 5ST37, can be cut</b>									
	For single-phase busbars		▶ <a href="#">5ST3748</a>		1	10 units	1AD	0.001	
	For two-phase and three-phase busbars		▶ <a href="#">5ST3750</a>		1	10 units	1AD	0.002	
	For four-phase busbars		▶ <a href="#">5ST3718</a>		1	10 units	1AD	0.001	

<sup>1)</sup> 1 MW (modular width) = 18 mm.

	Pin spacing	Length	DT	Article No. <a href="http://www.siemens.com/product?Article No.">www.siemens.com/ product?Article No.</a>	Price per PU	PU (UNIT, SET, M)	PS*/P. unit	PG	Weight per PU approx. kg
<b>5ST37 busbar system, 10 mm<sup>2</sup>, 12 MW for 1+N miniature circuit breakers in 1 MW of the compact range, can be cut, with end caps</b>									
 	<b>Single-phase</b>								
	For 12 MCBs 1+N, gray	1	216	<a href="#">5ST3762</a>		1	10 units	1AD	0.034
	For 12 MCBs 1+N, blue	1		<a href="#">5ST3763</a>		1	10 units	1AD	0.034
<b>5ST37 busbar system, 10 mm<sup>2</sup>, 56 MW for 1+N miniature circuit breakers in 1 MW of the compact range, can be cut, without end caps</b>									
 	<b>Single-phase</b>								
	For MCBs 1+N, gray	1	1016	<a href="#">5ST3764</a>		1	10 units	1AD	0.134
	For MCBs 1+N, blue	1		<a href="#">5ST3765</a>		1	10 units	1AD	0.134
<b>End caps for 5ST376</b>									
 	1 set comprises a right and a left cap								
	Gray			<a href="#">5ST3766</a>		1	10 sets	1AD	0.001
	Blue			<a href="#">5ST3767</a>		1	10 sets	1AD	0.001
<b>Terminals for 5ST376</b>									
	Terminal version S For conductors up to 25 mm <sup>2</sup>			<a href="#">5ST3768</a>		1	25 units	1AD	0.012

<sup>1)</sup> 1 MW (modular width) = 18 mm.

# Miniature Circuit Breakers

## Busbars

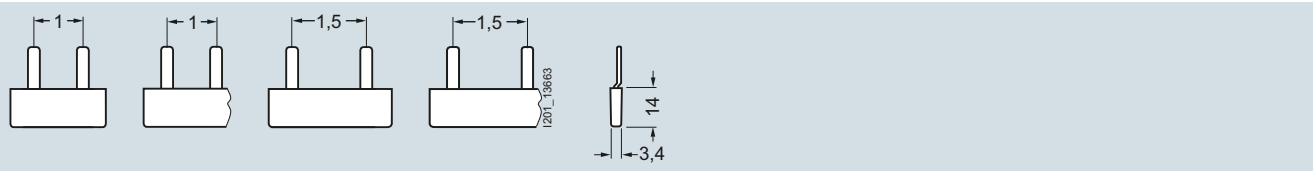
### 5ST standard busbars

#### Dimensional drawings


##### 5ST36

##### Pin spacing in MW (modular width; 1 MW = 18 mm)

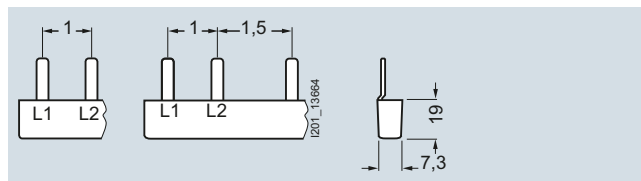
Dimensions of side view in mm (approx.)



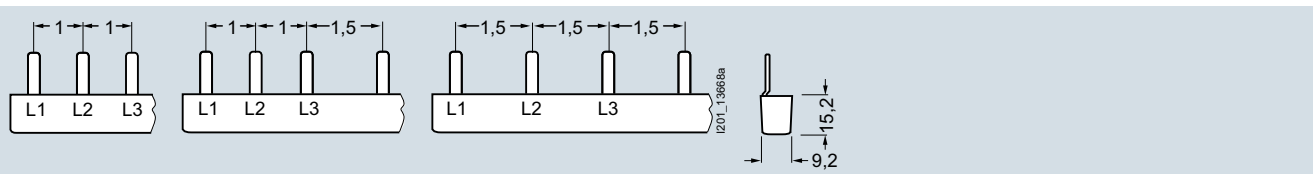
- |                    |  |                    |  |
|--------------------|--|--------------------|--|
| 5ST3600<br>5ST3630 | 5ST3601<br>5ST3602<br>5ST3631<br>5ST3632 | 5ST3603<br>5ST3633 | 5ST3604<br>5ST3605<br>5ST3634<br>5ST3635 |
|--------------------|--|--------------------|--|



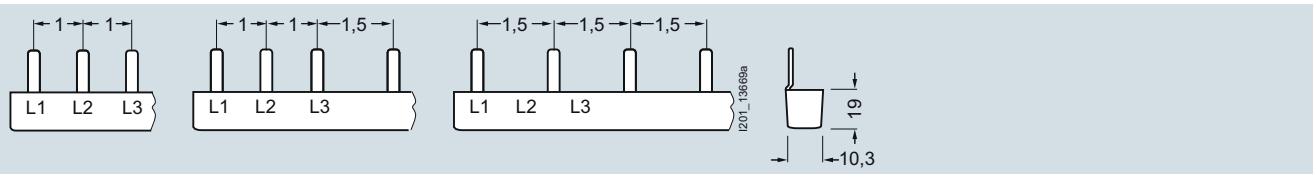
- 5ST3606  
5ST3607  
5ST3608



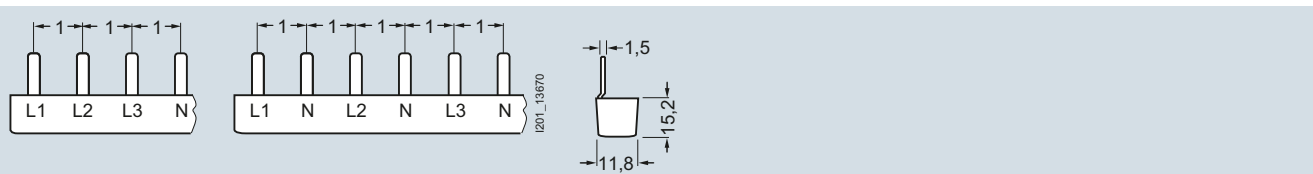
- |                               |                               |
|-------------------------------|-------------------------------|
| 5ST3636<br>5ST3637<br>5ST3638 | 5ST3640<br>5ST3641<br>5ST3642 |
|-------------------------------|-------------------------------|



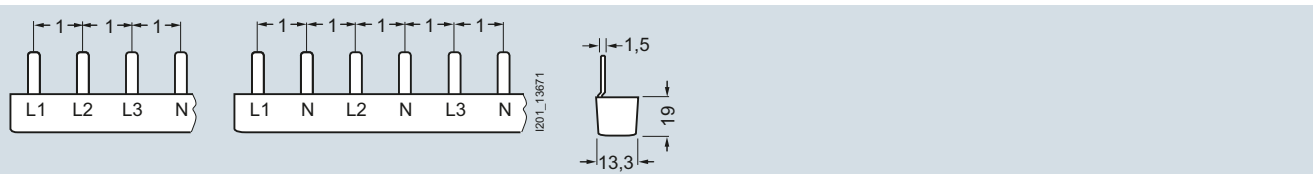
- |  |                    |                    |
|--|--------------------|--------------------|
| 5ST3613<br>5ST3614<br>5ST3615<br>5ST3667 | 5ST3616<br>5ST3617 | 5ST3618<br>5ST3620 |
|--|--------------------|--------------------|



- |  |                    |                    |
|--|--------------------|--------------------|
| 5ST3643<br>5ST3644<br>5ST3645<br>5ST3668 | 5ST3646<br>5ST3647 | 5ST3648<br>5ST3650 |
|--|--------------------|--------------------|



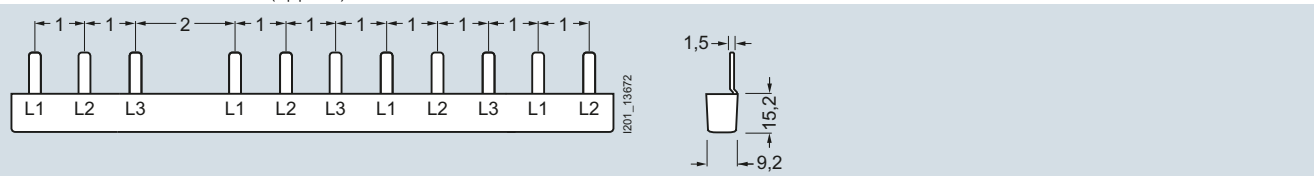
- |                    |         |
|--------------------|---------|
| 5ST3621<br>5ST3622 | 5ST3623 |
|--------------------|---------|



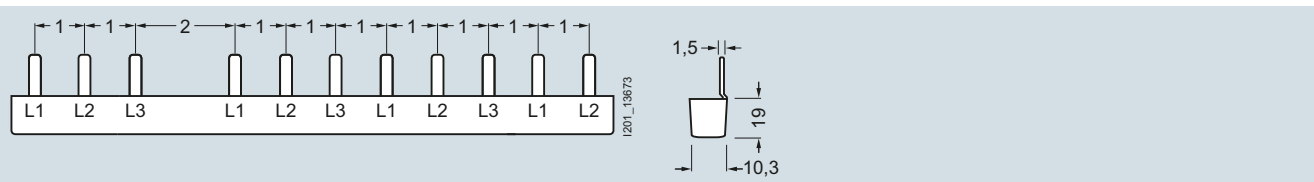
- |                    |         |
|--------------------|---------|
| 5ST3651<br>5ST3652 | 5ST3653 |
|--------------------|---------|

**5ST36**  
Pin spacing in MW (modular width; 1 MW = 18 mm)

Dimensions of side view in mm (approx.)



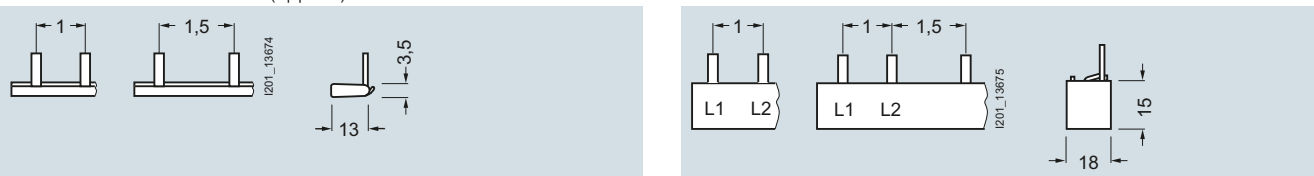
5ST3624



5ST3654

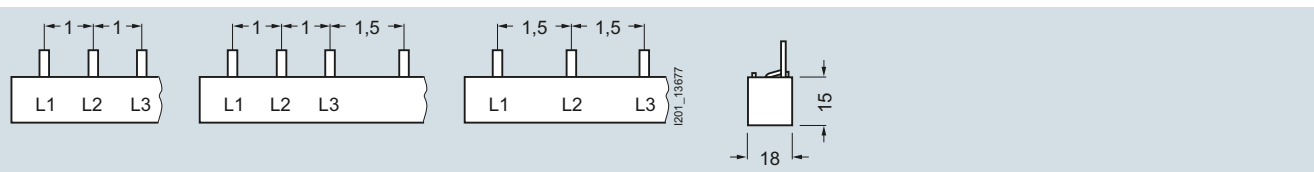
**5ST37**  
Pin spacing in MW (modular width; 1 MW = 18 mm)

Dimensions of side view in mm (approx.)

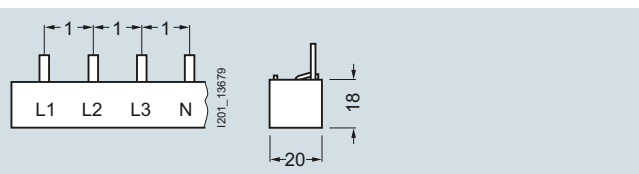


5ST3700 5ST3702  
5ST3701 5ST3703  
5ST3730 5ST3732  
5ST3731 5ST3733  
Single-phase Single-phase

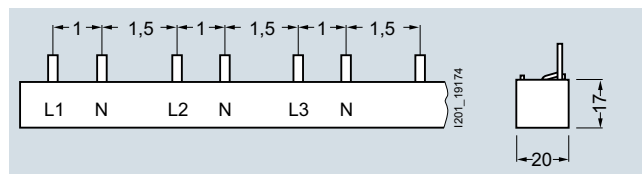
5ST3704 5ST3706  
5ST3705 5ST3707  
5ST3734 5ST3736  
5ST3735 5ST3737  
Two-phase Two-phase



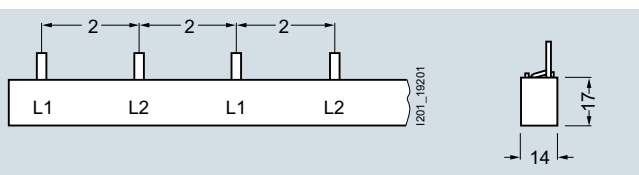
5ST3708 5ST3711 5ST3713  
5ST3710 5ST3712 5ST3714  
5ST3738 5ST3741 5ST3743  
5ST3740 5ST3742 5ST3744



5ST3715  
5ST3716  
5ST3745  
5ST3746



5ST3746-2



5ST3735-2

# Miniature Circuit Breakers

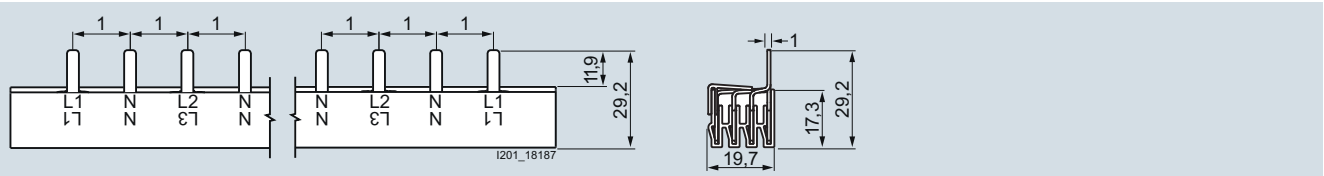
## Busbars

### 5ST standard busbars

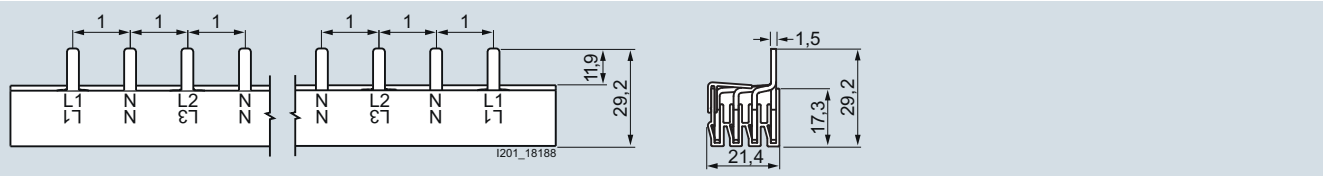
#### 5ST37

Pin spacing in MW (modular width; 1 MW = 18 mm)

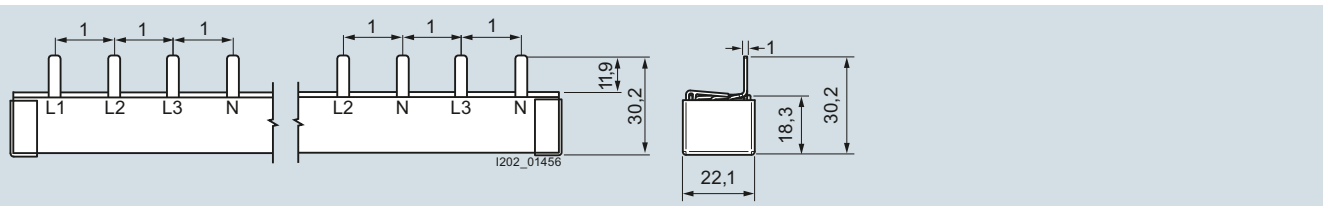
Dimensions of side view in mm (approx.)



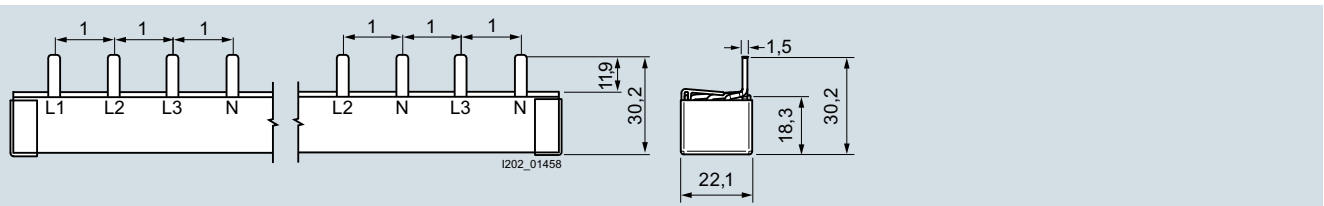
5ST3770-2




5ST3770-3




5ST3770-4



5ST3770-5



5ST3762  
5ST3764



5ST3763  
5ST3765

3

### Overview

Products according to UL standards are used in North America, but also in several other countries. This is important in particular for exporting machines or electrical switchboard assemblies and equipment to the USA. Acceptance and delivery are possible only if the relevant UL standards are satisfied.

The 5ST37 busbar system according to UL 508 and CSA is suitable for both universal use worldwide with all 5SY and 5SP miniature circuit breakers for "Supplementary Protection" certified according to UL 1077 and for 3NW and 3NC fuse holders certified according to UL 512. Not approved for use in feeder circuits.

The busbars are available in single-, two- and three-phase versions with different pin spacings and with two cross-sections 18 mm<sup>2</sup> and 25 mm<sup>2</sup>. Infeed can be directly into the terminals of the miniature circuit breaker or through connection terminals.

The connection terminals are available in two versions – for direct infeed at the busbar or for infeed directly at the miniature circuit breaker/fuse holder. Pins that are not required can be covered with touch protection covers.


### Benefits



- Busbar with infeed through a connection terminal directly on the miniature circuit breaker up to a conductor cross-section of 35 mm<sup>2</sup>



- Infeed directly on the miniature circuit breaker up to a cross-section of 35 mm<sup>2</sup> and connection terminal for connection directly on the busbar up to conductor cross-sections of 50 mm<sup>2</sup>
- Suitable for universal use according to both IEC and UL standards
- Can be used for 5SY, 5SP miniature circuit breakers and for Class CC, SITOR cylindrical and semiconductor fuse holders
- UL-tested combination – device and busbar
- Different cross-sections 18 mm<sup>2</sup> and 25 mm<sup>2</sup>



- Bus mounting with infeed at the fuse holder for conductor cross-sections up to 35 mm<sup>2</sup>

# Miniature Circuit Breakers

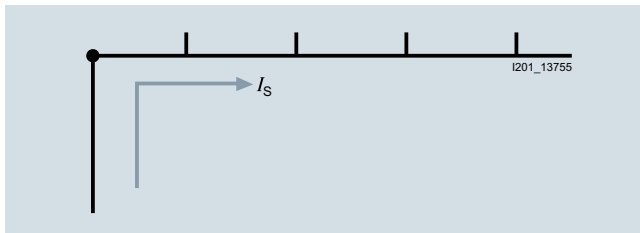
## Busbars

### 5ST3 busbars acc. to UL 508

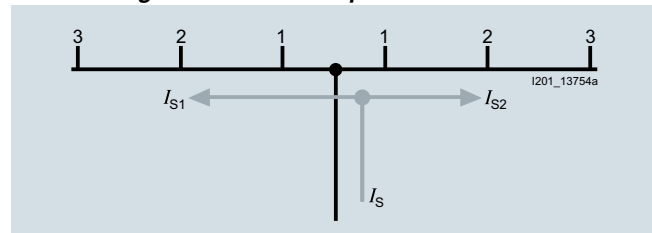
#### Technical specifications

		5ST37...-0HG	5ST37...-2HG	5ST3770-0HG	5ST3770-1HG
<b>Standards</b>		UL 508, CSA C22.2 No. 14-M 95 / IEC 60999			
<b>Approvals</b>		UL 508 File No. E328403 CSA			
<b>Operational voltage</b>					
• Acc. to IEC		V AC	690		
• Acc. to UL 508		V AC	600		
<b>Rated conditional short-circuit current</b>		kA	10		
• Dielectric strength		kV/mm	25		
• Surge strength		kV	> 9.5		
<b>Max.current</b>		UL	A	--	115
		IEC	A	--	160
<b>Maximum busbar current <math>I_S</math>/phase</b>					
• Infeed at the start of the busbar		A	80	100	--
• Infeed at the center of the busbar		A	160	200	--
<b>Insulation coordination</b>					
• Overvoltage category		III			
• Pollution degree		2			
<b>Short-circuit current load capability</b>		10000 A RMS sym. 600 V for three connections			
18 mm <sup>2</sup>		100000 A RMS sym. for protection with Class J 175 A			
25 mm <sup>2</sup>		100000 A RMS sym. for protection with Class J 200 A			
<b>Busbar cross-section</b>		mm <sup>2</sup> Cu	18	25	--
<b>Infeed</b>		Any			
<b>Conductor cross-sections</b>		Solid	AWG	--	--
			mm <sup>2</sup>	--	--
				10 ... 1/0	10 ... 1
				6 ... 35 (Cu 60 °C)	6 ... 50 (Cu 75 °C)
		Stranded	AWG	--	--
			mm <sup>2</sup>	--	--
				10 ... 2	
				6 ... 35	
<b>Terminals</b>		± Screw (Pozidriv)	--	--	2
• Terminal tightening torque		Nm	--	--	5
		lbs/in.	--	--	35

#### Infeed at the start or end of the busbar



#### Infeed along the busbar or midpoint infeed



The sum of the outgoing current per branch (1, 2, 3 ... n) must not be greater than the max. busbar current  $I_S$ /phase.

### Selection and ordering data

	Pin spacing	Length	DT	Article No. <a href="http://www.siemens.com/product?ArticleNo.">www.siemens.com/ product?Article No.</a>	Price per PU	PU (UNIT, SET, M)	PS*/P. unit	PG	Weight per PU approx.
	MW <sup>1)</sup>	mm							kg
<b>5ST37...-HG busbars acc. to UL 508, 18 mm<sup>2</sup>, can be cut, without end caps</b>									
	<b>Single-phase</b>								
	For MCBs 1P (5SY) or fuse holders 10 x 38 mm/class CC (3NC1091, 3NW7513-0HG)	1	1000	<a href="#">5ST3701-0HG</a>		1	1 unit	1AE	0.320
	For MCBs 1P (5SY, 5SP) with AS or FC or fuse holders 14 x 51 mm (3NC1491, 3NW7111)	1.5	1000	<a href="#">5ST3703-0HG</a>		1	1 unit	1AE	0.277
	<b>Two-phase</b>								
	For MCBs 2P (5SY) or fuse holders 10 x 38 mm/class CC (3NC1092, 3NW7523-0HG)	1	1000	<a href="#">5ST3705-0HG</a>		1	1 unit	1AE	0.640
	For MCBs 2P (5SY) with AS or FC	1+1.5	1000	<a href="#">5ST3707-0HG</a>		1	1 unit	1AE	0.690
	<b>Three-phase</b>								
	For MCBs 3P (5SY) or fuse holders 10 x 38 mm/class CC (3NC1093, 3NW7533-0HG)	1	1000	<a href="#">5ST3710-0HG</a>		1	1 unit	1AE	0.820
	For MCBs 3P (5SY) with AS or FC	1+1+1.5	1000	<a href="#">5ST3712-0HG</a>		1	1 unit	1AE	0.800
	For MCBs 1P (5SY, 5SP) with AS or FC or fuse holders 14 x 51 mm (3NC1493, 3NW7131)	1.5	1000	<a href="#">5ST3714-0HG</a>		1	1 unit	1AE	0.780
<b>5ST37...-HG busbars acc. to UL 508, 25 mm<sup>2</sup>, can be cut, without end caps</b>									
	<b>Single-phase</b>								
	For MCBs 1P (5SP) or fuse holders 14 x 51 mm (3NC1491, 3NW7111)	1.5	1000	<a href="#">5ST3701-2HG</a>		1	1 unit	1AE	0.340
	<b>Two-phase</b>								
	For MCBs 2P (5SP) or fuse holders 14 x 51 mm (3NC1492, 3NW7121)	1.5	1000	<a href="#">5ST3705-2HG</a>		1	1 unit	1AE	0.770
	<b>Three-phase</b>								
	For MCBs 3P (5SP) or fuse holders 14 x 51 mm (3NC1493, 3NW7131)	1.5	1000	<a href="#">5ST3710-2HG</a>		1	1 unit	1AE	1.090
<b>End caps for 5ST37...-HG</b>									
	For single-phase busbars			<a href="#">5ST3748-0HG</a>		1	10 units	1AE	0.001
	For two- and three-phase busbars			<a href="#">5ST3750-0HG</a>		1	10 units	1AE	0.002
<b>Terminals according to UL 508</b>									
	<b>Infeed to device</b> 35 mm <sup>2</sup>			<a href="#">5ST3770-0HG</a>		1	10 units	1AE	0.033
	<b>Infeed to busbar</b> 50 mm <sup>2</sup>			<a href="#">5ST3770-1HG</a>		1	10 units	1AE	0.033
<b>Touch protection cover for busbars according to UL 508</b>									
	5 x 1 pin			<a href="#">5ST3655-0HG</a>		1	10 units	1AE	0.011

1) 1 MW (modular width) = 18 mm.



# Miniature Circuit Breakers

## Busbars

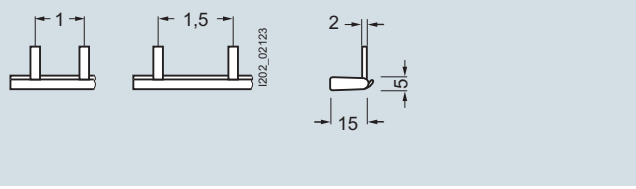
### 5ST3 busbars acc. to UL 508

#### Dimensional drawings

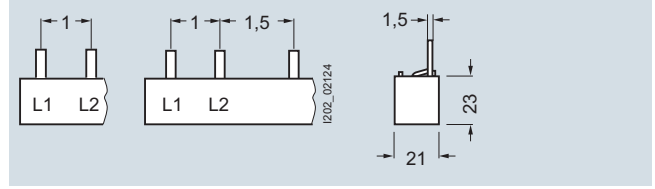
##### 5ST37 busbars

##### Pin spacing in MW (modular width; 1 MW = 18 mm)

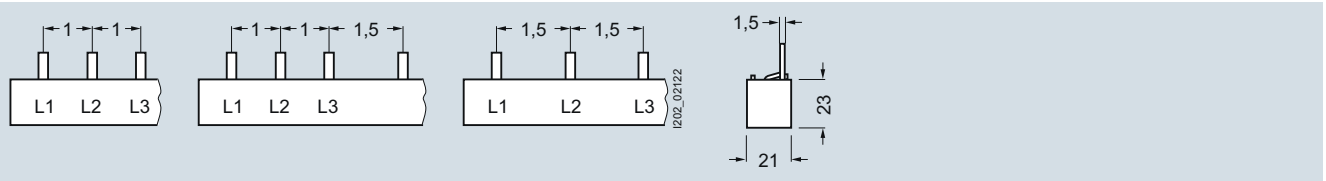
Dimensions of side view in mm (approx.)



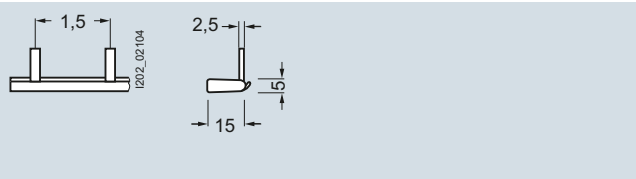
5ST3701-0HG 5ST3703-0HG




5ST3705-0HG 5ST3707-0HG



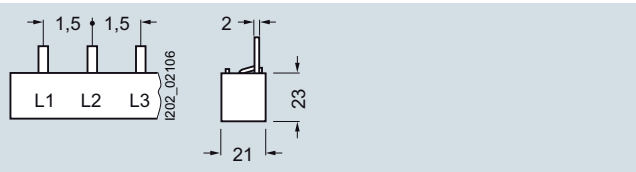
5ST3710-0HG 5ST3712-0HG 5ST3714-0HG



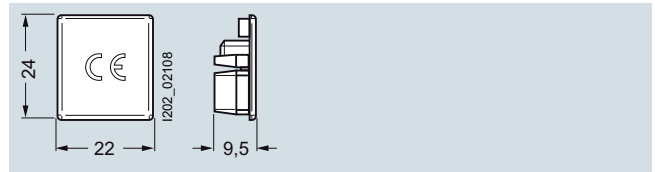
5ST3701-2HG



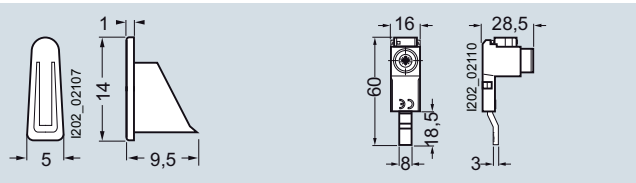
5ST3705-2HG



5ST3710-2HG

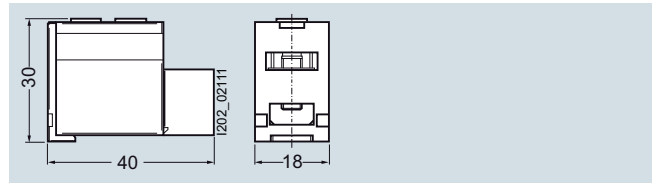


5ST3750-0HG



5ST3748-0HG

5ST3770-0HG

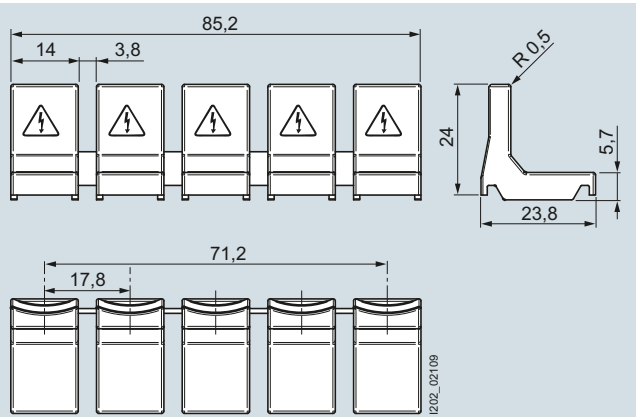


5ST3770-1HG

##### 5ST36 touch protection covers

##### Pin spacing in MW (modular width; 1 MW = 18 mm)

Dimensions of side view in mm (approx.)



5ST3655-0HG

3

### Overview

#### Distribution blocks for standard rail mounting

Using distribution blocks it is possible to implement one, two, three and four-phase systems with a rated current of up to 400 A. This allows supply terminals to be divided into several load circuits with different cable cross-sections.

The distribution blocks are made of thermoplastic with electrical and mechanical components, which enables their use under high thermal and mechanical load acc. to IEC 60947-7-1.

### Technical specifications

				5ST2501	5ST2502	5ST2503	
<b>Standards, certifications</b>				IEC 60947-7-1			
<b>Degree of protection</b>				IP 20			
<b>Poles</b>				4			
<b>Approved cable</b>				Copper			
<b>Conductor cross-section</b>							
• Inputs per pole							
- Solid/stranded conductor acc. to IEC	Neutral conductor	Large	mm <sup>2</sup>	1 x 2.5 ... 16	1 x 6 ... 35	1 x 10 ... 35	
		Small	mm <sup>2</sup>	--	1 x 6 ... 35	--	
- Finely stranded with end sleeve	Neutral conductor	Large	mm <sup>2</sup>	1 x 2.5 ... 10	1 x 6 ... 25	1 x 10 ... 25	
		Small	mm <sup>2</sup>	--	1 x 6 ... 25	--	
• Outputs per pole							
- Solid/stranded conductor acc. to IEC	Neutral conductor	Large	mm <sup>2</sup>	8 x 1.5 ... 10	2 x 4 ... 16	3 x 6 ... 25	
		Small	mm <sup>2</sup>	--	5 x 1.5 ... 6	8 x 2.5 ... 16	
- Finely stranded with end sleeve	Neutral conductor	Large	mm <sup>2</sup>	--	6 x 4 ... 16	--	
		Small	mm <sup>2</sup>	--	4 x 1.5 ... 10	--	
- Finely stranded with end sleeve	Neutral conductor	Large	mm <sup>2</sup>	8 x 1.5 ... 10	2 x 4 ... 10	3 x 6 ... 16	
		Small	mm <sup>2</sup>	--	5 x 1.5 ... 6	8 x 2.5 ... 10	
- Finely stranded with end sleeve	Neutral conductor	Large	mm <sup>2</sup>	--	6 x 4 ... 10	--	
		Small	mm <sup>2</sup>	--	4 x 1.5 ... 6	--	
<b>Tightening torque</b>							
• Inputs							
- Solid/stranded conductor acc. to IEC	Plug-in connection	Large	lbs/in. Nm	13.5 1.5	13.5 1.5	3.5 ... 5 2	
		Small	lbs/in. Nm	PZ2	PZ2	PZ2	
• Outputs							
- Solid/stranded conductor acc. to IEC	Plug-in connection	Large	lbs/in. Nm	13.5 1.5	13.5 1.5	13.5 1.5	
		Small	lbs/in. Nm	PZ1	PZ2	PZ2	
- Finely stranded with end sleeve	Plug-in connection	Large	lbs/in. Nm	-- --	7.2 0.8	13.5 1.5	
		Small	lbs/in. Nm	-- --	PZ1	PZ2	
<b>Operational voltage</b>							
• IEC, max.				V	690	690	1000 V AC 1500 V DC
<b>Overcurrent protection</b>							
• Max. rated current				A	80	125	175
• Rated peak withstand current ( $I_{pk}$ )				kA	21.6	24	20
• Rated short-time withstand current ( $I_{cw}$ 1 s)				kA	3	4.2	6.2
<b>Block dimensions (D x H x W)</b>				mm	88 x 49 x 85	75 x 45 x 98	102 x 47 x 87

# Miniature Circuit Breakers

## Busbars





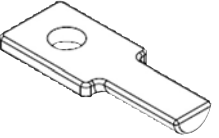
### 5ST2 distribution blocks

#### UL types

			5ST2504	5ST2505	5ST2507	5ST2508	5ST2511
<b>Standards, certifications</b>			UL 1059 / UL 486E / IEC 60947-7-1 UL File No. E80027 / XCFR2 C22.2 No. 158 -1987 / XCFR8			UL 1059 / UL 486E / IEC 60947-7-1 UL File No. E80027 / XCFR2	
<b>Degree of protection</b>			IP 20				
<b>Poles</b>			1				
<b>Approved cable</b>			Copper				
<b>Wiring type</b>			Factory and field wiring				
<b>• Front/back</b>			Pressure wire connector				
<b>Conductor cross-section</b>							
<b>• Inputs</b>							
- Solid and stranded conductor acc. to UL	Large	AWG	1 x 14 ... 4	1 x 8 ... 2	1 x 8 ... 2 / 0	1 x 2 ... 4 / 0	1 x 3 / 0 ... 350 MCM
- Solid and stranded acc. to IEC		mm <sup>2</sup>	2.5 ... 16	10 ... 35	10 ... 70	35 ... 120	95 ... 185
- Solid and stranded conductor acc. to UL	Small	AWG	--	1 x 14 ... 6	--	--	--
- Solid and stranded acc. to IEC		mm <sup>2</sup>	--	6 ... 16	--	--	--
- Finely stranded with end sleeve acc. to UL	Large	AWG	1 x 14 ... 4	1 x 8 ... 2	1 x 8 ... 1	1 x 2 ... 3 / 0	3 / 0 ... 5 / 0
- Finely stranded with end sleeve acc. to IEC		mm <sup>2</sup>	2.5 ... 16	10 ... 35	10 ... 50	35 ... 95	95 ... 150
- Finely stranded with end sleeve acc. to UL	Small	AWG	--	1 x 14 ... 6	--	--	--
- Finely stranded with end sleeve acc. to IEC		mm <sup>2</sup>	--	6 ... 16	--	--	--
<b>• Outputs</b>							
- Solid and stranded conductor acc. to UL	Top	AWG	4 x 14 ... 10	6 x 14 ... 6	6 x 14 ... 6	4 x 16 ... 8	--
- Solid and stranded acc. to IEC		mm <sup>2</sup>	2.5 ... 6	2.5 ... 16	2.5 ... 16	1.5 ... 10	--
- Solid and stranded conductor acc. to UL	Medium	AWG	--	--	--	5 x 16 ... 6	--
- Solid and stranded acc. to IEC		mm <sup>2</sup>	--	--	--	1.5 ... 16	--
- Solid and stranded conductor acc. to UL	Bottom	AWG	2 x 14 ... 6	--	--	2 x 14 ... 2	--
- Solid and stranded acc. to IEC		mm <sup>2</sup>	2.5 ... 16	--	--	2 x 2.5 ... 35	--
- Finely stranded with end sleeve acc. to UL	Top	AWG	4 x 14 ... 10	6 x 14 ... 6	6 x 14 ... 6	2 x 14 ... 4	--
- Finely stranded with end sleeve acc. to IEC		mm <sup>2</sup>	2.5 ... 6	2.5 ... 16	2.5 ... 16	2 x 2.5 ... 25	--
- Finely stranded with end sleeve acc. to UL	Bottom	AWG	2 x 14 ... 6	--	--	2 x 14 ... 4	--
- Finely stranded with end sleeve acc. to IEC		mm <sup>2</sup>	2.5 ... 16	--	--	2 x 2.5 ... 25	--
<b>Tightening torque</b>							
<b>• Inputs</b>		lbs/in. Nm	13.2 ... 26.5 1.5 ... 3	31 ... 44 3.5 ... 5	44 ... 53 5 ... 6	170 ... 186 19 ... 21	222 25
	Plug-in connection			Allen key (4 mm)	Allen key (5 mm)	Allen key (6 mm)	Allen key (8 mm)
<b>• Outputs</b>	Large	lbs/in. Nm	13.2 ... 26.5 1.5 ... 3	17.7 ... 26.5 2 ... 3	13.2 ... 26.5 1.5 ... 3	31 ... 62 3.5 ... 7	Standard screwdriver
	Plug-in connection		PZ2				
	Small	lbs/in. Nm	7 ... 13.2 0.8 ... 1.5	-- --	-- --	18 ... 27 2 ... 3	Standard screwdriver
	Plug-in connection		PZ1				
<b>Ampere per pole, max. (UL/IEC)</b>	A		80/80	115/125	160/160	230/250	310/400
<b>Operational voltage</b>							
<b>• UL, max. (AC)</b>	V		600				
<b>• IEC, max. (AC/DC)</b>	V		1000/1500				
<b>Overcurrent protection</b>							
<b>• Required Class</b>			J				
<b>• Max. rated current (UL/IEC)</b>	A		80/80	115/125	160/160	230/250	310/400
<b>• SCCR RMS Sym A</b>	kA		100				
<b>• Rated peak withstand current (<math>I_{pk}</math>)</b>	kA		2.7		30	51	
<b>• Rated short-time withstand current (<math>I_{cw}</math> 1 s)</b>	kA		1.9		4.2	11	
<b>Clearance</b>							
<b>• Air</b>	inches (mm)		3 / 8 (9.5)				
<b>• Creepage distance</b>	inches (mm)		1 / 2 (12.7)				
<b>Fire class</b>			UL 94V-0				
<b>Block dimensions (D x H x W)</b>	mm		66 x 47 x 27	74 x 47 x 27	92 x 49 x 35	96 x 49 x 45	96 x 49 x 45
<b>Connections</b>			With cable up to 16 mm <sup>2</sup>	With connector or cable up to 16 mm <sup>2</sup> 1)	Lateral incoming feeder for parallel connection with copper bar (max. 16 x 5 mm)	--	--

1) Copper jumper is tested for a rated current of 100 A

### Selection and ordering data

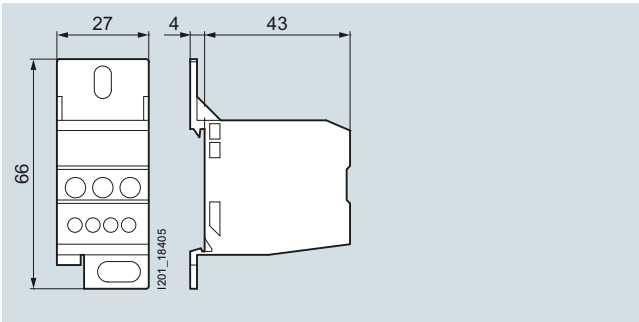
Version	Standard	I	U	Mounting width	DT	Article No. <a href="http://www.siemens.com/product?ArticleNo.">www.siemens.com/ product?Article No.</a>	Price per PU	PU (UNIT, SET, M)	PS*/P. unit	PG	Weight per PU approx. kg	
		A	V	MW								
<b>Distribution blocks</b>												
 5ST2504	1-pole	UL 1059 / UL 486E / IEC 60947-7-1	80	600	1.5		5ST2504		1	1 unit	1AD	0.076
		UL File No. E80027 / XCFR2	125	600	1.5		5ST2505		1	1 unit	1AD	0.149
		C22.2 No158 -1987 / XCFR8	160	600	2	▶	5ST2507		1	1 unit	1AD	0.259
		UL 486E / IEC 60947-7-1	250	600	2.5	▶	5ST2508		1	1 unit	1AD	0.430
		UL File No. E80027 / XCFR2	350	600	2.5	▶	5ST2511		1	1 unit	1AD	0.407
 5ST2501	4-pole	IEC 60947-7-1	80	500	5		5ST2501		1	1 unit	1AD	0.224
		IEC 60947-7-1	125	690	5.5		5ST2502		1	1 unit	1AD	0.337
		IEC 60947-7-1	160	500	9		5ST2503		1	1 unit	1AD	0.716
 5ST2503		IEC 60947-7-1	160	500	9		5ST2503		1	1 unit	1AD	0.716
<b>Accessories</b>												
 5ST2506	<b>Connector for 5ST2505 distribution board</b>		--	--	--		5ST2506		1	10 units	1AD	0.015
	<ul style="list-style-type: none"> <li>• With touch protection</li> <li>• 20 mm<sup>2</sup></li> <li>• Single-phase</li> <li>• 32 mm</li> </ul>											
 5ST2506	<b>Terminal lug ring terminal end for distribution block <i>NEW</i></b>											
	<b>Versions</b> <ul style="list-style-type: none"> <li>• For 5ST2508 distribution block</li> <li>• For 5ST2511 distribution block</li> </ul>						5ST2510		1	10 units	1AD	0.057
							5ST2512		1	10 units	1AD	0.086

# Miniature Circuit Breakers

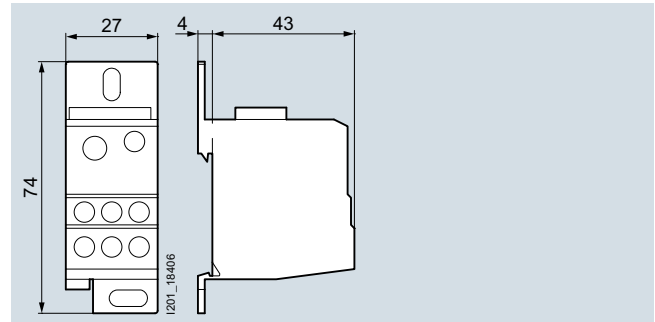
## Busbars

### 5ST2 distribution blocks

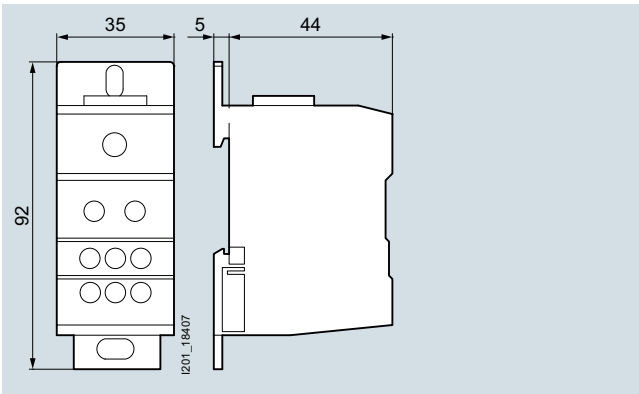
#### Dimensional drawings



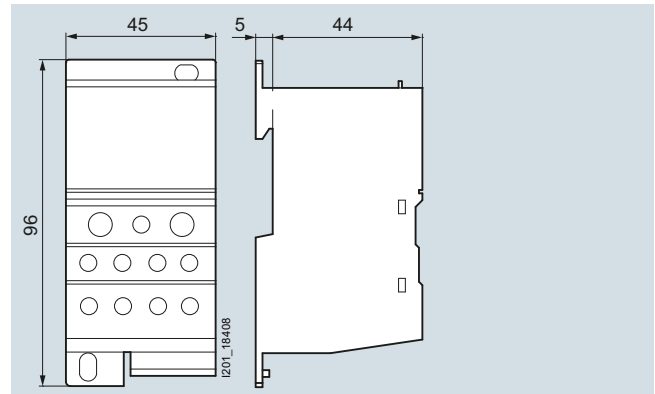
5ST2504



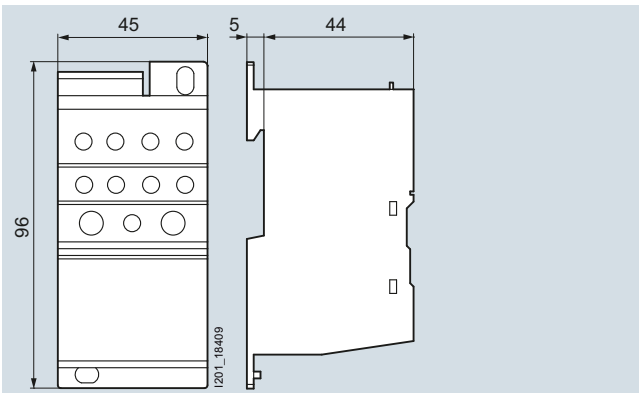
5ST2505



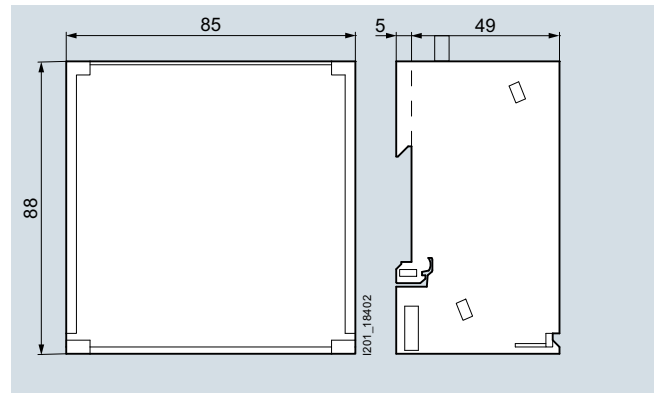
5ST2507



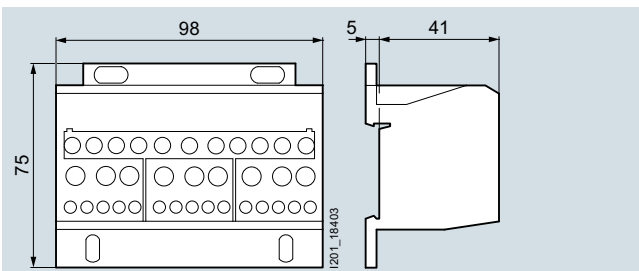
5ST2508



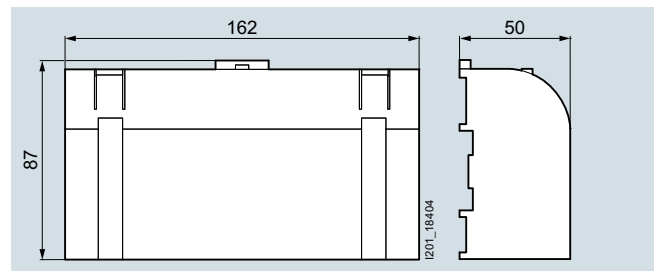
5ST2511



5ST2501



5ST2502



5ST2503

3

### Overview

SIKclip is a fast wiring system that simplifies the connection of control switches:

- For mounting directly on the rear vertical CU busbar system
- Mounting using brackets on the rear of the DIN rail.

The 4-pole busbar can handle loads of up to 250 A, each individual contact up to 63 A.





High degree of protection because each contact is locked individually.

SIKclip is made of thermoplastic acc. to IEC 60439-3 and is suitable for high thermal loads.

### Technical specifications

			5ST25..
<b>Test specifications</b>			EN 60947-1, EN 61439-1
<b>Degree of protection</b>			IP20
<b>Max. rated current <math>I_n</math></b>	A	250 at 40 °C ambient temperature	
<b>Max. rated output current <math>I_n</math></b>	A	63 at 40 °C ambient temperature	
<b>Rated operational voltage <math>U_n</math></b>	V AC	400	
<b>Rated insulation voltage</b>	V AC	660	
<b>Test voltage</b>	kV	2.5, 50 Hz	
<b>Connecting cables</b>	40 A (6 mm <sup>2</sup> ), 63 A (10 mm <sup>2</sup> )		
<b>Connecting cable type</b>	H07VK		
<b>Ambient temperature</b>	°C	-5 ... +60	

### Selection and ordering data

	Length	Conductor cross-section	Color of insulation	DT	Article No. <a href="http://www.siemens.com/product?Article No.">www.siemens.com/ product?Article No.</a>	Price per PU	PU (UNIT, SET, M)	PS*/P. unit	PG	Weight per PU approx.
	mm	mm <sup>2</sup>								kg
	<b>SIKclip busbar</b>									
	12 MW				▶ 5ST2520		1	1 unit	1AD	0.781
	24 MW				▶ 5ST2521		1	1 unit	1AD	1.460
	36 MW				▶ 5ST2522		1	1 unit	1AD	2.041
	<b>Connecting cables with plug</b>									
	120	6	Black	▶	5ST2523		1	10 units	1AD	0.012
			Blue	▶	5ST2524		1	10 units	1AD	0.012
	220	10	Black		5ST2525		1	10 units	1AD	0.019
			Blue		5ST2526		1	10 units	1AD	0.018
	220	6	Black		5ST2527		1	10 units	1AD	0.018
Blue				5ST2528		1	10 units	1AD	0.018	
	10	Black		5ST2530		1	10 units	1AD	0.031	
		Blue		5ST2531		1	10 units	1AD	0.028	
	<b>Crimp connectors</b>									
					▶ 5ST2532		1	20 units	1AD	0.006
	For connection to cables 4/6 mm <sup>2</sup>									
	<b>Fixing brackets</b>									
				▶	5ST2533		1	2 units	1AD	0.056
	For mounting on the rear of the standard mounting rail (pair)									

#### Note:

To install the SIKclip wiring system in the ALPHA AS, the busbars must be installed in a vertical rear position, but not recessed. If the busbars are in a recessed position the cables will not reach the circuit breakers.

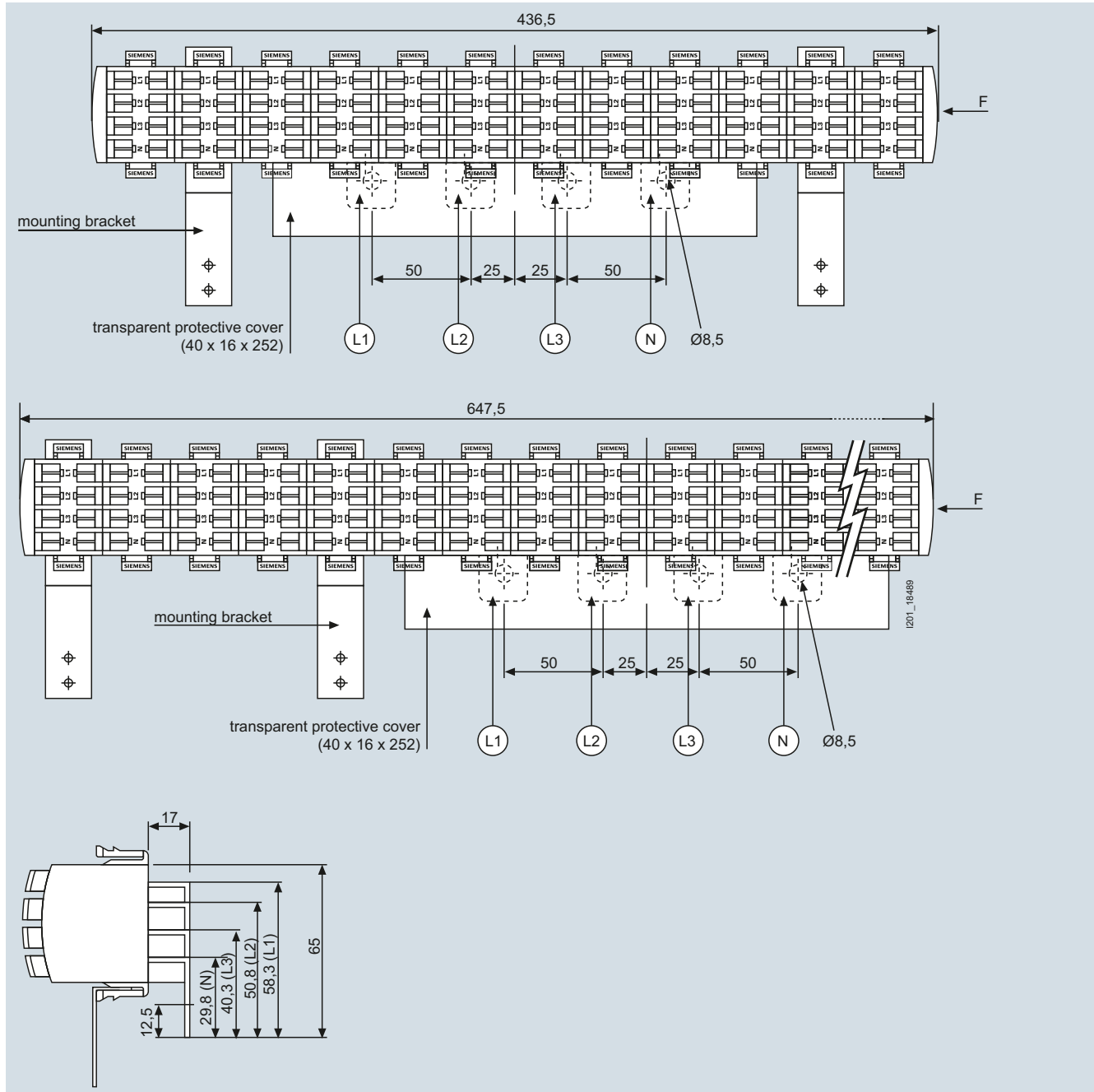
# Miniature Circuit Breakers

## Busbars

### SIKclip wiring system

#### Dimensional drawings

3



## Overview

UL standards are used in North America as well as in several other countries. This is of particular importance to European exporters of electrical switchboard assemblies and equipment for machines who export to the USA, as their products will only be accepted if they meet the relevant UL standards.

A wide range of low-voltage circuit protection devices from Siemens comply with UL standards and are therefore suitable for implementation worldwide in both IEC/EN and UL applications within the framework of their specified use.

Miniature circuit breakers certified to UL 489 permit use as an all-round solution for protection tasks in distribution boards, control cabinets and control systems to UL 508A as "branch protectors". In particular, they are also approved for the protection of electrical circuits in heating, ventilating and cooling systems (HVAC), as well as for DC applications up to 60 V/125 V.

This covers a wide range of protection tasks, in residential and non-residential buildings, as well as in industry. The tripping characteristics B, C and D to EN/IEC 60898-1 have been adapted so that they fall in the permissible tripping range according to UL 489, as well as for applications at 25 °C and 40 °C.

This means that the devices are approved for use according to both standards. The enclosure dimensions of the devices correspond to DIN format. This means that the device series are suitable for universal use worldwide according to IEC or UL standards.

The key difference between the three device series is their application in different power supply systems.

- 5SJ4...-HG40: 240/120 V AC, 1-pole, "same polarity only",
- 5SJ4...-HG41: 240 V AC, 1-, 2- and 3-pole,
- 5SJ4...-HG42: 480Y/277 V AC, 1-, 2- and 3-pole.

The terminals are suitable for "field wiring". This means that the devices can be installed not only in factory-built distribution boards and control cabinets, but also on-site in a customer system.

Using this mounting concept, all additional 5ST3...-HG components can be combined with miniature circuit breakers of the 5SJ4...-HG range. The auxiliary switch (AS) signals the contact position. In the event of a fault, the fault signal contact (FC) signals the automatic tripping of the miniature circuit breaker as well as the contact position. Shunt trips (ST) are used for remote tripping of miniature circuit breakers. Captive metal brackets on the additional components ensure fast mounting on the devices.

Single, two and three-phase busbars in 3 lengths with 6, 12 or 18 pins are available as accessories for all device series for "field wiring". The infeed is via connection terminals, which are available in two versions, for direct infeed at either the busbar or the miniature circuit breakers. Pins that are not required can be covered with touch protection covers.

## Benefits

- Can be used globally for all applications in residential, non-residential and industrial buildings. This facilitates the planning of installations and enhances export opportunities
- The devices can be used according to IEC/EN 60898-1 and UL 489, which means these devices can be installed anywhere in the world
- Miniature circuit breakers with 480Y/277 V up to 40 A, with 240/120 V and 240 V up to 63 A
- Can be used for both AC voltage and DC voltage up to 125 V
- Rated making and breaking capacity up to 14 kA in acc. with UL 489 and up to 15 kA in acc. with IEC 60947-2
- Fast mounting with busbars up to 115 A and feeder terminals up to 50 mm<sup>2</sup>.



- Infeed direct at miniature circuit breaker for conductor cross-sections up to 35 mm<sup>2</sup>



- Bus mounting with central infeed directly on the busbar up to conductor cross-section of 50 mm<sup>2</sup>



- Accessories: Auxiliary switches, fault signal contacts and shunt trips up to 480 V can be easily mounted onto the miniature circuit breaker



# Miniature Circuit Breakers

## 5SJ4 . . . - . HG miniature circuit breakers acc. to UL 489 and IEC, and accessories

### Technical specifications

		5SJ4...-HG40	5SJ4...-HG41	5SJ4...-HG42
<b>Standards</b>		EN 60947-2; UL 489 (UL File E243414); UL 489A (UL File E332105); CSA C22.2 No. 5-02		
<b>Approvals</b>		see chapter "Appendix"		
<b>Tripping characteristic</b>		B, C, D	C, D	
<b>Rated voltage</b>				
• Acc. to EN 60947-2	V AC	230/400	230/400	230/400
• Acc. to UL 489 and CSA C22.2 No.5-02	V AC	240/120	240	480/277
	DC V/1P	60	60	60
	DC V/2P	--	125	125
<b>Operational voltage</b>	Min.	V AC/DC per pole	24	
• Acc. to IEC 60898-1	Max.	V DC/pole	60	
	Max.	V AC	250/440	
• Acc. to UL 489	Max.	V DC/pole	72	
<b>Rated breaking capacity</b>				
• $I_{cn}$ acc. to IEC 60898-1	kA AC	10		
• $I_{cu}$ acc. to IEC 60947-2	kA AC	15		
• Acc. to UL 489/UL 489A and CSA C22.2 No. 5-02	kA AC	14/10 <sup>1)</sup>	14/10 <sup>1)</sup>	10 <sup>1)</sup>
<b>Insulation coordination</b>				
• Rated insulation voltage	V AC	250	250/440	
• Pollution degree for overvoltage category		3/III		
<b>Rated frequency</b>	Hz	50/60		
<b>Touch protection according to EN 50274</b>		Yes		
<b>Handle end position, sealable</b>		Yes		
<b>Degree of protection in accordance with EN 60529</b>		IP40 in the area of the handle		
<b>CFC and silicone-free</b>		Yes		
<b>Mounting</b>		On standard mounting rail		
<b>Terminals</b>	± Screw (Pozidriv)	2		
• Combined terminals at both ends		Yes		
• Terminal tightening torque, only for Cu, 60/75 °C	Nm	3.5		
	lbs/in.	31		
<b>Conductor cross-sections</b>				
• Solid and stranded, acc. to UL489 and CSA C22.2 No.5-02	AWG	14 ... 4		
• Solid and stranded, according to IEC 60898-1	mm <sup>2</sup>	1.5 ... 25		
• Finely stranded, with end sleeve	mm <sup>2</sup>	1.5 ... 25		
<b>Mains connection</b>		Any		
<b>Mounting position</b>		Any		
<b>Service life, on average, with rated load</b>		20000 actuations		
<b>EMC environment</b>				
• Acc. to EN 60947-2		Suitable for environment "B" (immunity to interference not applicable)		
<b>Ambient temperature</b>	°C	-25 ... +55, max. 95 % humidity		
<b>Storage temperature</b>	°C	-40 ... +75		
<b>Resistance to climate acc. to IEC 60068-2-30</b>		6 cycles		
<b>Resistance to vibrations acc. to IEC 60068-2-6</b>	m/s <sup>2</sup>	50 at 25 ... 150 Hz and 60 at 35 Hz (4 sec)		

<sup>1)</sup> For detailed information about rated switching capacity, see Configuration Manual "Miniature circuit breakers" at: [www.siemens.com/lowvoltage/manuals](http://www.siemens.com/lowvoltage/manuals).

## 5SJ4 . . . - HG miniature circuit breakers acc. to UL 489 and IEC, and accessories

Additional components	Auxiliary switches (AS)		Fault signal contacts (FC)		Shunt trips (ST)	
	5ST3010-0HG 5ST3011-0HG 5ST3012-0HG		5ST3020-0HG 5ST3021-0HG 5ST3022-0HG		5ST3030-0HG	5ST3031-0HG
<b>Standards</b>	UL 489, UL File E321559; CSA 22.2 No. 5-02 IEC/EN 62019, IEC/EN 60947-5-1				IEC/EN 60947-1	
<b>Operational voltage/operational current (load)</b>						
• Acc. to IEC	V AC A AC V DC A DC	400 2 220 1	230 6 (NC: 13 AC, S: AC14) 110 1	60 24 3 6 (DC13)		110 ... 415 -- 24 ... 60 --
• Acc. to UL	V AC A AC V DC A DC	480 1.5 125 1	277 3 60 3	240 4 6	120 6	110 ... 480 -- 24 ... 60 --
<b>Rated frequency</b>	Hz	50/60				
<b>Short-circuit protection</b>	Miniature circuit breaker or 6 A fuse					
<b>Minimum contact load</b>	50 mA, 24 V					
<b>Tripping operations</b>	--		--		max. 2000	
<b>Service life, on average, with rated load</b>	12000 actuations					
<b>Primary operating range</b>	x $U_n$	--				0.7 ... 1.1
<b>Conductor cross-sections</b>	AWG mm <sup>2</sup>	22 ... 14 0.5 ... 2.5		22 ... 14 0.5 ... 2.5		
<b>Terminals</b>	± Screw (Pozidriv)	1		1		1
• Terminal tightening torque	Nm lbs/in.	0.5 4.5		0.8 6.8		0.8 6.8

Version	Busbars	Busbars, can be cut	Terminals			
Type	5ST3663-.HG <sup>1)</sup> 5ST3664-.HG <sup>1)</sup> 5ST3665-.HG <sup>1)</sup>	5ST3701-3HG 5ST3703-3HG 5ST3705-3HG 5ST3707-3HG 5ST3710-3HG 5ST3712-3HG 5ST3714-3HG	5ST3666-0HG <sup>1)</sup>	5ST3666-2HG <sup>1)</sup>	5ST3770-3HG	
<b>Standards</b>	UL 489; UL File No. E321559	UL 489; UL File No. E315616	UL 489; UL File No. E321559		UL 489; UL File No. E315616	
<b>Operational voltage</b>	V AC V AC	1000/1-pole 1000/1-pole	600/2- to 3-pole 600/2- to 3-pole (60 Hz)			
<b>Rated conditional short-circuit current</b>	kA	10 kA at 600 V	10 kA at 600 V with J 175 A fuse	10 kA at 600 V	10 kA at 600 V with J 175 A fuse	
• Dielectric strength • Surge strength	kV/mm kV	35 > 9.5	> 10	> 9.5	> 10	
<b>Rated current</b>	A	115 At 40 °C ambient temperature	80 (infeed end) 160 (infeed center) at 35 °C ambient temperature	115 (Cu 75 °C) 95 (Cu 60 °C) at 40 °C ambient temperature	115 (Cu 75 °C) 110 (Cu 60 °C) at 40 °C ambient temperature	115 (Cu 75 °C) 95 (Cu 60 °C) at 35 °C ambient temperature
<b>Insulation coordination</b>	• Pollution degree • Overvoltage category	2 III				
<b>Busbar cross-section (Cu)</b>	mm <sup>2</sup>	16	18	16	18	
<b>Infeed</b>	Any					
<b>Conductor cross-sections</b>	• AWG cables • Solid and stranded	AWG mm <sup>2</sup>	-- --	14 ... 2 2.5 ... 35	14 ... 1 2.5 ... 50	14 ... 2 2.5 ... 35
<b>Terminals</b>	• Terminal tightening torque	Nm lbs/in.	-- --	6 mm Allen key 5.5 50	± Screw (Pozidriv) 2 4 35	6 mm Allen key 5.5 50
<b>Temperature resistance</b>	°C	125 – UL 94-V0/0.4 mm				
<b>Interrupting rating</b>	10 kA at 600 V AC/DC					

<sup>1)</sup> Note:

The busbars and terminals are suitable for applications up to 80 A if installed in distribution boards with min. dimensions of 18 x 18 x 6.25 inches, or up to 115 A if installed in distribution boards with min. dimensions of 30 x 30 x 10 inches.

# Miniature Circuit Breakers

## 5SJ4 . . . - HG miniature circuit breakers acc. to UL 489 and IEC, and accessories



### Selection and ordering data

$I_n$	Mounting width	DT	Characteristic B		PU (UNIT, SET, M)	PS* P. unit	PG	Weight per PU approx.
			Article No. <a href="http://www.siemens.com/product?ArticleNo.">www.siemens.com/ product?Article No.</a>	Price per PU				
A	MW <sup>1)</sup>							kg
<b>Miniature circuit breakers "same polarity only" 1P, 240 V AC</b>								
6	1		<a href="#">5SJ4106-6HG40</a>		1	1 unit	1AE	0.160
10			<a href="#">5SJ4110-6HG40</a>		1	1 unit	1AE	0.165
13			<a href="#">5SJ4113-6HG40</a>		1	1 unit	1AE	0.163
15			<a href="#">5SJ4118-6HG40</a>		1	1 unit	1AE	0.153
16			<a href="#">5SJ4116-6HG40</a>		1	1 unit	1AE	0.168
20			<a href="#">5SJ4120-6HG40</a>		1	1 unit	1AE	0.164
25			<a href="#">5SJ4125-6HG40</a>		1	1 unit	1AE	0.166
30			<a href="#">5SJ4130-6HG40</a>		1	1 unit	1AE	0.166
32			<a href="#">5SJ4132-6HG40</a>		1	1 unit	1AE	0.164
35			<a href="#">5SJ4135-6HG40</a>		1	1 unit	1AE	0.164
40			<a href="#">5SJ4140-6HG40</a>		1	1 unit	1AE	0.167
45			<a href="#">5SJ4145-6HG40</a>		1	1 unit	1AE	0.190
50			<a href="#">5SJ4150-6HG40</a>		1	1 unit	1AE	0.159
60			<a href="#">5SJ4160-6HG40</a>		1	1 unit	1AE	0.175
63			<a href="#">5SJ4163-6HG40</a>		1	1 unit	1AE	0.162

<sup>1)</sup> 1 MW (modular width) = 18 mm.



## 5SJ4 . . . - HG miniature circuit breakers acc. to UL 489 and IEC, and accessories

$I_n$	Mounting width	DT	Characteristic C			Characteristic D			PU (UNIT, SET, M)	PS*/P. unit	PG	Weight per PU approx.
			Article No. <a href="http://www.siemens.com/product?Article.No.">www.siemens.com/product?Article.No.</a>	Price per PU	PG DT	Article No. <a href="http://www.siemens.com/product?Article.No.">www.siemens.com/product?Article.No.</a>	Price per PU	PG				
A	MW <sup>1)</sup>										kg	
<b>Miniature circuit breakers "same polarity only" 1P, 240 V AC</b>												
	0.3	1	5SJ4114-7HG40		1AE	5SJ4114-8HG40		1	1 unit	1AE	0.152	
	0.5		5SJ4105-7HG40		1AE	5SJ4105-8HG40		1	1 unit	1AE	0.152	
	1		5SJ4101-7HG40		1AE	5SJ4101-8HG40		1	1 unit	1AE	0.165	
	1.6		5SJ4115-7HG40		1AE	5SJ4115-8HG40		1	1 unit	1AE	0.162	
	2		5SJ4102-7HG40		1AE	5SJ4102-8HG40		1	1 unit	1AE	0.163	
	3		5SJ4103-7HG40		1AE	5SJ4103-8HG40		1	1 unit	1AE	0.162	
	4		5SJ4104-7HG40		1AE	5SJ4104-8HG40		1	1 unit	1AE	0.163	
	5		5SJ4111-7HG40		1AE	5SJ4111-8HG40		1	1 unit	1AE	0.161	
	6		5SJ4106-7HG40		1AE	5SJ4106-8HG40		1	1 unit	1AE	0.161	
	8		5SJ4108-7HG40		1AE	5SJ4108-8HG40		1	1 unit	1AE	0.164	
	10		5SJ4110-7HG40		1AE	5SJ4110-8HG40		1	1 unit	1AE	0.163	
	13		5SJ4113-7HG40		1AE	5SJ4113-8HG40		1	1 unit	1AE	0.147	
	15		5SJ4118-7HG40		1AE	5SJ4118-8HG40		1	1 unit	1AE	0.163	
	16		5SJ4116-7HG40		1AE	5SJ4116-8HG40		1	1 unit	1AE	0.159	
	20		5SJ4120-7HG40		1AE	5SJ4120-8HG40		1	1 unit	1AE	0.165	
	25		5SJ4125-7HG40		1AE	5SJ4125-8HG40		1	1 unit	1AE	0.161	
	30		5SJ4130-7HG40		1AE	5SJ4130-8HG40		1	1 unit	1AE	0.158	
	32		5SJ4132-7HG40		1AE	5SJ4132-8HG40		1	1 unit	1AE	0.168	
	35		5SJ4135-7HG40		1AE	5SJ4135-8HG40		1	1 unit	1AE	0.161	
40		5SJ4140-7HG40		1AE	5SJ4140-8HG40		1	1 unit	1AE	0.165		
45		5SJ4145-7HG40		1AE	5SJ4145-8HG40		1	1 unit	1AE	0.159		
50		5SJ4150-7HG40		1AE	5SJ4150-8HG40		1	1 unit	1AE	0.162		
60		5SJ4160-7HG40		1AE	5SJ4160-8HG40		1	1 unit	1AE	0.170		
63		5SJ4163-7HG40		1AE	5SJ4163-8HG40		1	1 unit	1AE	0.169		
<b>Miniature circuit breakers 1P, 240 V AC</b>												
	0.3	1	5SJ4114-7HG41		1AE	5SJ4114-8HG41		1	1 unit	1AE	0.177	
	0.5		5SJ4105-7HG41		1AE	5SJ4105-8HG41		1	1 unit	1AE	0.184	
	1		5SJ4101-7HG41		1AE	5SJ4101-8HG41		1	1 unit	1AE	0.173	
	1.6		5SJ4115-7HG41		1AE	5SJ4115-8HG41		1	1 unit	1AE	0.169	
	2		5SJ4102-7HG41		1AE	5SJ4102-8HG41		1	1 unit	1AE	0.171	
	3		5SJ4103-7HG41		1AE	5SJ4103-8HG41		1	1 unit	1AE	0.171	
	4		5SJ4104-7HG41		1AE	5SJ4104-8HG41		1	1 unit	1AE	0.169	
	5		5SJ4111-7HG41		1AE	5SJ4111-8HG41		1	1 unit	1AE	0.169	
	6		5SJ4106-7HG41		1AE	5SJ4106-8HG41		1	1 unit	1AE	0.169	
	8		5SJ4108-7HG41		1AE	5SJ4108-8HG41		1	1 unit	1AE	0.166	
	10		5SJ4110-7HG41		1AE	5SJ4110-8HG41		1	1 unit	1AE	0.171	
	13		5SJ4113-7HG41		1AE	5SJ4113-8HG41		1	1 unit	1AE	0.174	
	15		5SJ4118-7HG41		1AE	5SJ4118-8HG41		1	1 unit	1AE	0.170	
	16		5SJ4116-7HG41		1AE	5SJ4116-8HG41		1	1 unit	1AE	0.175	
	20		5SJ4120-7HG41		1AE	5SJ4120-8HG41		1	1 unit	1AE	0.172	
	25		5SJ4125-7HG41		1AE	5SJ4125-8HG41		1	1 unit	1AE	0.170	
	30		5SJ4130-7HG41		1AE	5SJ4130-8HG41		1	1 unit	1AE	0.177	
	32		5SJ4132-7HG41		1AE	5SJ4132-8HG41		1	1 unit	1AE	0.155	
	35		5SJ4135-7HG41		1AE	5SJ4135-8HG41		1	1 unit	1AE	0.155	
40		5SJ4140-7HG41		1AE	5SJ4140-8HG41		1	1 unit	1AE	0.175		
45		5SJ4145-7HG41		1AE	5SJ4145-8HG41		1	1 unit	1AE	0.155		
50		5SJ4150-7HG41		1AE	5SJ4150-8HG41		1	1 unit	1AE	0.177		
60		5SJ4160-7HG41		1AE	5SJ4160-8HG41		1	1 unit	1AE	0.177		
63		5SJ4163-7HG41		1AE	5SJ4163-8HG41		1	1 unit	1AE	0.155		

1) 1 MW (modular width) = 18 mm.

# Miniature Circuit Breakers

## 5SJ4 . . . - HG miniature circuit breakers acc. to UL 489 and IEC, and accessories

$I_n$	Mounting width	DT	Characteristic C			Characteristic D			PU (UNIT, SET, M)	PS*/P. unit	PG	Weight per PU approx. kg
			Article No. <a href="http://www.siemens.com/product?Article.No.">www.siemens.com/product?Article.No.</a>	Price per PU	PG DT	Article No. <a href="http://www.siemens.com/product?Article.No.">www.siemens.com/product?Article.No.</a>	Price per PU	PG DT				
<b>Miniature circuit breakers 2P, 240 V AC</b>												
A	MW <sup>1)</sup>											
0.3	2		5SJ4214-7HG41		1AE	5SJ4214-8HG41		1	1 unit	1AE	0.310	
0.5			5SJ4205-7HG41		1AE	5SJ4205-8HG41		1	1 unit	1AE	0.341	
1			5SJ4201-7HG41		1AE	5SJ4201-8HG41		1	1 unit	1AE	0.332	
1.6			5SJ4215-7HG41		1AE	5SJ4215-8HG41		1	1 unit	1AE	0.310	
2			5SJ4202-7HG41		1AE	5SJ4202-8HG41		1	1 unit	1AE	0.326	
3			5SJ4203-7HG41		1AE	5SJ4203-8HG41		1	1 unit	1AE	0.328	
4			5SJ4204-7HG41		1AE	5SJ4204-8HG41		1	1 unit	1AE	0.322	
5			5SJ4211-7HG41		1AE	5SJ4211-8HG41		1	1 unit	1AE	0.325	
6			5SJ4206-7HG41		1AE	5SJ4206-8HG41		1	1 unit	1AE	0.325	
8			5SJ4208-7HG41		1AE	5SJ4208-8HG41		1	1 unit	1AE	0.333	
10			5SJ4210-7HG41		1AE	5SJ4210-8HG41		1	1 unit	1AE	0.330	
13			5SJ4213-7HG41		1AE	5SJ4213-8HG41		1	1 unit	1AE	0.329	
15			5SJ4218-7HG41		1AE	5SJ4218-8HG41		1	1 unit	1AE	0.328	
16			5SJ4216-7HG41		1AE	5SJ4216-8HG41		1	1 unit	1AE	0.329	
20			5SJ4220-7HG41		1AE	5SJ4220-8HG41		1	1 unit	1AE	0.323	
25			5SJ4225-7HG41		1AE	5SJ4225-8HG41		1	1 unit	1AE	0.334	
30			5SJ4230-7HG41		1AE	5SJ4230-8HG41		1	1 unit	1AE	0.346	
32			5SJ4232-7HG41		1AE	5SJ4232-8HG41		1	1 unit	1AE	0.340	
35			5SJ4235-7HG41		1AE	5SJ4235-8HG41		1	1 unit	1AE	0.310	
40			5SJ4240-7HG41		1AE	5SJ4240-8HG41		1	1 unit	1AE	0.343	
45			5SJ4245-7HG41		1AE	5SJ4245-8HG41		1	1 unit	1AE	0.310	
50			5SJ4250-7HG41		1AE	5SJ4250-8HG41		1	1 unit	1AE	0.340	
60			5SJ4260-7HG41		1AE	5SJ4260-8HG41		1	1 unit	1AE	0.343	
63			5SJ4263-7HG41		1AE	5SJ4263-8HG41		1	1 unit	1AE	0.339	
<b>Miniature circuit breakers 3P, 240 V AC</b>												
0.3	3		5SJ4314-7HG41		1AE	5SJ4314-8HG41		1	1 unit	1AE	0.499	
0.5			5SJ4305-7HG41		1AE	5SJ4305-8HG41		1	1 unit	1AE	0.465	
1			5SJ4301-7HG41		1AE	5SJ4301-8HG41		1	1 unit	1AE	0.489	
1.6			5SJ4315-7HG41		1AE	5SJ4315-8HG41		1	1 unit	1AE	0.482	
2			5SJ4302-7HG41		1AE	5SJ4302-8HG41		1	1 unit	1AE	0.479	
3			5SJ4303-7HG41		1AE	5SJ4303-8HG41		1	1 unit	1AE	0.487	
4			5SJ4304-7HG41		1AE	5SJ4304-8HG41		1	1 unit	1AE	0.465	
5			5SJ4311-7HG41		1AE	5SJ4311-8HG41		1	1 unit	1AE	0.465	
6			5SJ4306-7HG41		1AE	5SJ4306-8HG41		1	1 unit	1AE	0.485	
8			5SJ4308-7HG41		1AE	5SJ4308-8HG41		1	1 unit	1AE	0.491	
10			5SJ4310-7HG41		1AE	5SJ4310-8HG41		1	1 unit	1AE	0.491	
13			5SJ4313-7HG41		1AE	5SJ4313-8HG41		1	1 unit	1AE	0.465	
15			5SJ4318-7HG41		1AE	5SJ4318-8HG41		1	1 unit	1AE	0.488	
16			5SJ4316-7HG41		1AE	5SJ4316-8HG41		1	1 unit	1AE	0.490	
20			5SJ4320-7HG41		1AE	5SJ4320-8HG41		1	1 unit	1AE	0.484	
25			5SJ4325-7HG41		1AE	5SJ4325-8HG41		1	1 unit	1AE	0.504	
30			5SJ4330-7HG41		1AE	5SJ4330-8HG41		1	1 unit	1AE	0.506	
32			5SJ4332-7HG41		1AE	5SJ4332-8HG41		1	1 unit	1AE	0.465	
35			5SJ4335-7HG41		1AE	5SJ4335-8HG41		1	1 unit	1AE	0.507	
40			5SJ4340-7HG41		1AE	5SJ4340-8HG41		1	1 unit	1AE	0.498	
45			5SJ4345-7HG41		1AE	5SJ4345-8HG41		1	1 unit	1AE	0.500	
50			5SJ4350-7HG41		1AE	5SJ4350-8HG41		1	1 unit	1AE	0.523	
60			5SJ4360-7HG41		1AE	5SJ4360-8HG41		1	1 unit	1AE	0.506	
63			5SJ4363-7HG41		1AE	5SJ4363-8HG41		1	1 unit	1AE	0.504	

<sup>1)</sup> 1 MW (modular width) = 18 mm.

## 5SJ4 . . . - HG miniature circuit breakers acc. to UL 489 and IEC, and accessories

$I_n$	Mounting width	DT	Characteristic C			Characteristic D			PU (UNIT, SET, M)	PS*/P. unit	PG	Weight per PU approx. kg
			Article No. <a href="http://www.siemens.com/product?Article.No.">www.siemens.com/product?Article.No.</a>	Price per PU	PG DT	Article No. <a href="http://www.siemens.com/product?Article.No.">www.siemens.com/product?Article.No.</a>	Price per PU	PG DT				
<b>Miniature circuit breakers 1P, 480Y/277 V AC</b>												
0.3	1		5SJ4114-7HG42		1AE	5SJ4114-8HG42		1	1 unit	1AE	0.155	
0.5			5SJ4105-7HG42		1AE	5SJ4105-8HG42		1	1 unit	1AE	0.179	
1			5SJ4101-7HG42		1AE	5SJ4101-8HG42		1	1 unit	1AE	0.179	
1.6			5SJ4115-7HG42		1AE	5SJ4115-8HG42		1	1 unit	1AE	0.155	
2			5SJ4102-7HG42		1AE	5SJ4102-8HG42		1	1 unit	1AE	0.175	
3			5SJ4103-7HG42		1AE	5SJ4103-8HG42		1	1 unit	1AE	0.173	
4			5SJ4104-7HG42		1AE	5SJ4104-8HG42		1	1 unit	1AE	0.175	
5			5SJ4111-7HG42		1AE	5SJ4111-8HG42		1	1 unit	1AE	0.171	
6			5SJ4106-7HG42		1AE	5SJ4106-8HG42		1	1 unit	1AE	0.175	
8			5SJ4108-7HG42		1AE	5SJ4108-8HG42		1	1 unit	1AE	0.155	
10			5SJ4110-7HG42		1AE	5SJ4110-8HG42		1	1 unit	1AE	0.175	
13			5SJ4113-7HG42		1AE	5SJ4113-8HG42		1	1 unit	1AE	0.155	
15			5SJ4118-7HG42		1AE	5SJ4118-8HG42		1	1 unit	1AE	0.175	
16			5SJ4116-7HG42		1AE	5SJ4116-8HG42		1	1 unit	1AE	0.173	
20			5SJ4120-7HG42		1AE	5SJ4120-8HG42		1	1 unit	1AE	0.174	
25			5SJ4125-7HG42		1AE	5SJ4125-8HG42		1	1 unit	1AE	0.155	
30			5SJ4130-7HG42		1AE	5SJ4130-8HG42		1	1 unit	1AE	0.182	
32			5SJ4132-7HG42		1AE	5SJ4132-8HG42		1	1 unit	1AE	0.155	
35			5SJ4135-7HG42		1AE	--						
40			5SJ4140-7HG42		1AE	--						
<b>Miniature circuit breakers 2P, 480Y/277 V AC</b>												
0.3	2		5SJ4214-7HG42		1AE	5SJ4214-8HG42		1	1 unit	1AE	0.346	
0.5			5SJ4205-7HG42		1AE	5SJ4205-8HG42		1	1 unit	1AE	0.342	
1			5SJ4201-7HG42		1AE	5SJ4201-8HG42		1	1 unit	1AE	0.338	
1.6			5SJ4215-7HG42		1AE	5SJ4215-8HG42		1	1 unit	1AE	0.335	
2			5SJ4202-7HG42		1AE	5SJ4202-8HG42		1	1 unit	1AE	0.336	
3			5SJ4203-7HG42		1AE	5SJ4203-8HG42		1	1 unit	1AE	0.330	
4			5SJ4204-7HG42		1AE	5SJ4204-8HG42		1	1 unit	1AE	0.335	
5			5SJ4211-7HG42		1AE	5SJ4211-8HG42		1	1 unit	1AE	0.330	
6			5SJ4206-7HG42		1AE	5SJ4206-8HG42		1	1 unit	1AE	0.334	
8			5SJ4208-7HG42		1AE	5SJ4208-8HG42		1	1 unit	1AE	0.339	
10			5SJ4210-7HG42		1AE	5SJ4210-8HG42		1	1 unit	1AE	0.332	
13			5SJ4213-7HG42		1AE	5SJ4213-8HG42		1	1 unit	1AE	0.334	
15			5SJ4218-7HG42		1AE	5SJ4218-8HG42		1	1 unit	1AE	0.337	
16			5SJ4216-7HG42		1AE	5SJ4216-8HG42		1	1 unit	1AE	0.334	
20			5SJ4220-7HG42		1AE	5SJ4220-8HG42		1	1 unit	1AE	0.342	
25			5SJ4225-7HG42		1AE	5SJ4225-8HG42		1	1 unit	1AE	0.338	
30			5SJ4230-7HG42		1AE	5SJ4230-8HG42		1	1 unit	1AE	0.342	
32			5SJ4232-7HG42		1AE	5SJ4232-8HG42		1	1 unit	1AE	0.350	
35			5SJ4235-7HG42		1AE	--						
40			5SJ4240-7HG42		1AE	--						

<sup>1)</sup> 1 MW (modular width) = 18 mm.

# Miniature Circuit Breakers

## 5SJ4 . . . - HG miniature circuit breakers acc. to UL 489 and IEC, and accessories

$I_n$	Mounting width	DT	Characteristic C			Characteristic D			PU (UNIT, SET, M)	PS*/P. unit	PG	Weight per PU approx. kg
			Article No. <a href="http://www.siemens.com/product?ArticleNo.">www.siemens.com/product?Article No.</a>	Price per PU	PG DT	Article No. <a href="http://www.siemens.com/product?ArticleNo.">www.siemens.com/product?Article No.</a>	Price per PU	PG DT				
A	MW <sup>1)</sup>											
<b>Miniature circuit breakers 3P, 480Y/277 V AC</b>												
0.3	3		5SJ4314-7HG42		1AE	5SJ4314-8HG42		1	1 unit	1AE	0.510	
0.5			5SJ4305-7HG42		1AE	5SJ4305-8HG42		1	1 unit	1AE	0.529	
1			5SJ4301-7HG42		1AE	5SJ4301-8HG42		1	1 unit	1AE	0.507	
1.6			5SJ4315-7HG42		1AE	5SJ4315-8HG42		1	1 unit	1AE	0.495	
2			5SJ4302-7HG42		1AE	5SJ4302-8HG42		1	1 unit	1AE	0.495	
3			5SJ4303-7HG42		1AE	5SJ4303-8HG42		1	1 unit	1AE	0.492	
4			5SJ4304-7HG42		1AE	5SJ4304-8HG42		1	1 unit	1AE	0.488	
5			5SJ4311-7HG42		1AE	5SJ4311-8HG42		1	1 unit	1AE	0.485	
6			5SJ4306-7HG42		1AE	5SJ4306-8HG42		1	1 unit	1AE	0.491	
8			5SJ4308-7HG42		1AE	5SJ4308-8HG42		1	1 unit	1AE	0.500	
10			5SJ4310-7HG42		1AE	5SJ4310-8HG42		1	1 unit	1AE	0.497	
13			5SJ4313-7HG42		1AE	5SJ4313-8HG42		1	1 unit	1AE	0.500	
15			5SJ4318-7HG42		1AE	5SJ4318-8HG42		1	1 unit	1AE	0.496	
16			5SJ4316-7HG42		1AE	5SJ4316-8HG42		1	1 unit	1AE	0.497	
20			5SJ4320-7HG42		1AE	5SJ4320-8HG42		1	1 unit	1AE	0.498	
25			5SJ4325-7HG42		1AE	5SJ4325-8HG42		1	1 unit	1AE	0.502	
30			5SJ4330-7HG42		1AE	5SJ4330-8HG42		1	1 unit	1AE	0.514	
32			5SJ4332-7HG42		1AE	5SJ4332-8HG42		1	1 unit	1AE	0.511	
35			5SJ4335-7HG42		1AE	--						
40			5SJ4340-7HG42		1AE	--						









Mounting width	DT	Article No. <a href="http://www.siemens.com/product?ArticleNo.">www.siemens.com/product?Article No.</a>	Price per PU	PU (UNIT, SET, M)	PS*/P. unit	PG	Weight per PU approx. kg
<b>Auxiliary switches (AS) acc. to UL 489</b>							
			0.5		1	1 unit	1AE 0.087
		5ST3010-0HG			1	1 unit	1AE 0.086
		5ST3011-0HG			1	1 unit	1AE 0.089
		5ST3012-0HG			1	1 unit	1AE 0.089
<b>Fault signal contacts (FC) acc. to UL 489</b>							
			0.5		1	1 unit	1AE 0.088
		5ST3020-0HG			1	1 unit	1AE 0.085
		5ST3021-0HG			1	1 unit	1AE 0.083
		5ST3022-0HG			1	1 unit	1AE 0.083
<b>Shunt trips (ST) acc. to UL 489</b>							
			1		1	1 unit	1AE 0.121
		5ST3030-0HG			1	1 unit	1AE 0.121
		5ST3031-0HG			1	1 unit	1AE 0.121

<sup>1)</sup> 1 MW (modular width) = 18 mm.

## 5SJ4 . . . - HG miniature circuit breakers acc. to UL 489 and IEC, and accessories

## Accessories

	Pin spacing MW <sup>1)</sup>	Length mm	DT	Article No. <a href="http://www.siemens.com/product?ArticleNo.">www.siemens.com/ product?Article No.</a>	Price per PU	PU (UNIT, SET, M)	PS*/ P. unit	PG	Weight per PU approx. kg
<b>Busbars acc. to UL 489 specially for 5SJ4...-HG.. miniature circuit breakers, fixed lengths, cannot be cut<sup>2)</sup>, UL File E321559</b>									
	<b>Single-phase</b>								
	For 6 MCBs 1P	1	100	<a href="#">5ST3663-0HG</a>		1	10 units	1AE	0.058
	For 12 MCBs 1P		205	<a href="#">5ST3663-1HG</a>		1	10 units	1AE	0.115
	For 18 MCBs 1P		310	<a href="#">5ST3663-2HG</a>		1	10 units	1AE	0.173
	<b>Two-phase</b>								
	For 3 MCBs 2P	1	100	<a href="#">5ST3664-0HG</a>		1	10 units	1AE	0.065
	For 6 MCBs 2P		205	<a href="#">5ST3664-1HG</a>		1	10 units	1AE	0.138
	For 9 MCBs 2P		310	<a href="#">5ST3664-2HG</a>		1	10 units	1AE	0.212
	<b>Three-phase</b>								
For 2 MCBs 3P	1	100	<a href="#">5ST3665-0HG</a>		1	10 units	1AE	0.069	
For 4 MCBs 3P		205	<a href="#">5ST3665-1HG</a>		1	10 units	1AE	0.156	
For 6 MCBs 3P		310	<a href="#">5ST3665-2HG</a>		1	10 units	1AE	0.249	
<b>Busbars acc. to UL 489 specially for 5SJ4...-HG.. miniature circuit breakers, can be cut, UL File E315616</b>									
	<b>Single-phase</b>								
	For MCBs 1P	1	1016	<a href="#">5ST3701-3HG</a>		1	1 unit	1AE	0.820
	For MCBs 1P with AS or FC		1016	<a href="#">5ST3703-3HG</a>		1	1 unit	1AE	0.710
	<b>Two-phase</b>								
	For MCBs 2P	1	1016	<a href="#">5ST3705-3HG</a>		1	1 unit	1AE	1.010
	For MCBs 2P with AS or FC		1016	<a href="#">5ST3707-3HG</a>		1	1 unit	1AE	0.990
	<b>Three-phase</b>								
	For MCBs 3P	1	1016	<a href="#">5ST3710-3HG</a>		1	1 unit	1AE	1.230
	For MCBs 3P with AS or FC	1+1+1.5	1016	<a href="#">5ST3712-3HG</a>		1	1 unit	1AE	1.170
For MCBs 3x (1P with AS or FC)		1016	<a href="#">5ST3714-3HG</a>		1	1 unit	1AE	1.160	
<b>Note</b>									
For the UL 489 busbars that can be cut, use only the associated separate infeed, end cap and touch protection cover.									
<b>Terminals according to UL 489</b>									
	<b>Infeed at the miniature circuit breaker</b>								
	• Specially for 5SJ4...-HG.. miniature circuit breakers			<a href="#">5ST3666-0HG</a>		1	10 units	1AE	0.036
	• Max. 35 mm <sup>2</sup>								
	<b>Infeed at the miniature circuit breaker</b>								
	• Specially for 5SJ4...-HG.. miniature circuit breakers			<a href="#">5ST3770-3HG</a>		1	10 units	1AE	0.038
• For 5ST37...-3HG busbars that can be cut only									
• Max. 35 mm <sup>2</sup>									
	<b>Infeed at the busbar</b>								
	Max. 50 mm <sup>2</sup>			<a href="#">5ST3666-2HG</a>		1	10 units	1AE	0.034
<b>End cap for 5ST37...-3HG, can be cut acc. to UL 489</b>									
	<b>End cap</b>								
	For 1-, 2-, 3-phase busbars			<a href="#">5ST3750-3HG</a>		1	10 units	1AE	0.003




<sup>1)</sup> 1 MW (modular width) = 18 mm.

<sup>2)</sup> All unassigned pins of the busbar must be covered with 5ST3666-1HG touch protection covers.



## Miniature Circuit Breakers

### 5SJ4 . . . - HG miniature circuit breakers acc. to UL 489 and IEC, and accessories

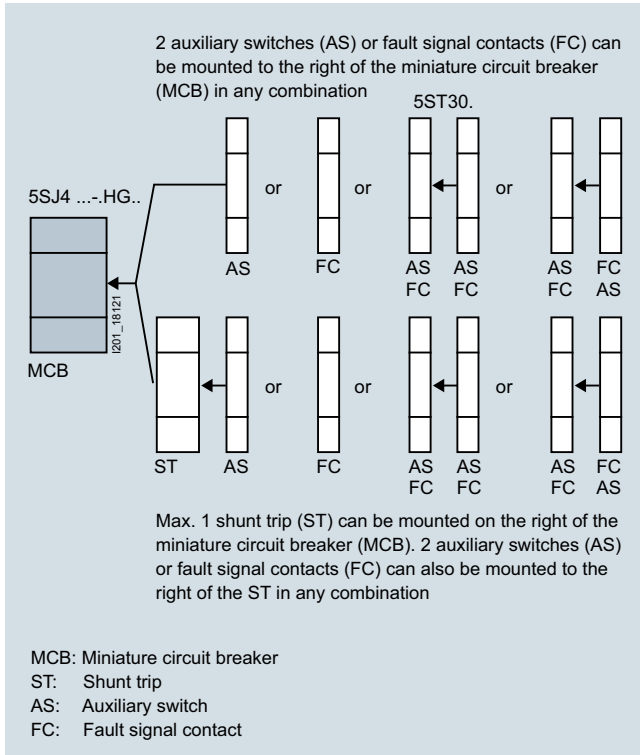
	Pin spacing	Length	DT	Article No. <a href="http://www.siemens.com/product?Article No.">www.siemens.com/ product?Article No.</a>	Price per PU	PU (UNIT, SET, M)	PS*/ P. unit	PG	Weight per PU approx. kg
	MW <sup>1)</sup>	mm							
<b>Touch protection covers for busbars acc. to UL 489</b>									
	<b>Touch protection covers</b> 3 × 1 pin			<a href="#">5ST3666-1HG</a>		1	10 units	1AE	0.004
	<b>Touch protection covers</b> • For 5ST337...-3HG busbars that can be cut only • 3 × 1 pin			<a href="#">5ST3655-3HG</a>		1	10 units	1AE	0.004
<b>Handle locking devices according to UL, UL File E321559</b>									
	Can be sealed against undesired manual ON/OFF switching, padlock with max. 3 mm shackle			<a href="#">5ST3801</a>		1	1 unit	1AD	0.012
<b>Padlocks</b>									
	For 5ST3801 handle locking device			<a href="#">5ST3802</a>		1	1 unit	1AD	0.033

<sup>1)</sup> 1 MW (modular width) = 18 mm.

3

**More information**Mounting concept for mounting 5ST30. .-0HG accessories on 5SJ4. . . - . HG miniature circuit breakers

The diagram shows which additional components can be mounted on the right.



## Miniature Circuit Breakers

### SHU 5SP3 main miniature circuit breakers

#### Overview

The selective main miniature circuit breaker is used as a circuit breaker on meter panels.

Characteristic E is adapted to the special application requirements for cascade circuits between melting fuses and miniature circuit breakers in distributor circuits.

Used in conjunction with downstream miniature circuit breakers, SHU 5SP3 main miniature circuit breakers ensure effective protection and optimum availability of the plant.

#### Benefits

- Quick and easy installation on busbar and standard mounting rail
- Reliable and high selectivity
- Optimum availability of the consumer load
- The SHU 5SP3 main miniature circuit breaker operates on a voltage-independent basis
- High and safe selectivity between sub-distribution and meter panel ensures the continued supply of the unaffected circuits in the event of a fault, thus improving system availability
- In the event of a fault, the SHU 5SP3 main miniature circuit breaker prevents an existing short-circuit from being reconnected until the cause of the fault has been eliminated
- The SHU 5SP3 selective main miniature circuit breaker ensures fast and safe disconnection and reconnection of loads
- It complies with all the requirements of TAB 2007 and can therefore be used in metering systems

#### Technical specifications

			5SP37...-1, 5SP37...-1	5SP37...-2, 5SP37...-2KK0.	5SP38...-2
<b>Standards</b>			DIN VDE 0645	DIN VDE 0641-21	
<b>Rated voltage <math>U_n</math></b>					
• 1-pole		V AC	230/400		--
• 3 x 1-pole		V AC	400	--	400
<b>Operational voltage</b>					
	Min.	V AC	110		
	Max.	V AC	440		
<b>Rated frequency</b>			Hz	50 ... 60	
<b>Rated current <math>I_n</math></b>			A	16 ... 100	16 ... 63
<b>Rated insulation voltage <math>U_i</math></b>			V AC	690	
<b>Rated making and breaking capacity <math>I_{cn}</math></b>			A	25000	
<b>Insulation coordination</b>					
• Overvoltage category				IV	
• Pollution degree				3	
<b>Surge strength <math>U_{imp}</math></b>			kV	6	
<b>Impact resistance</b>				30 g, at least 3 impacts, impact duration 11 ms	
<b>Resistance to vibrations</b>				2 g, 20 frequency cycles 5 ... 150 ... 15 Hz	
<b>Switching position indication</b>				OFF = green, ON = red	
<b>Main switch characteristics</b>			Acc. to EN 60204-1	Yes	
<b>Handle end position, sealable</b>				Yes	
<b>Cutoff</b>			ON/OFF	--	Locking slide with lock, additional wire seal, cable ties and Antilux
<b>Device depth</b>			mm	92	
<b>Degree of protection</b>				IP20 with connected conductors	
<b>Mains connection</b>				Any	
<b>Mounting position</b>				Any	
<b>Mounting</b>				On standard mounting rail or interface adapter	Direct tool-free mounting on the busbar system
<b>Service life, on average, with rated load</b>			Actuations	20000	
<b>Wire connections</b>				Saddle terminals at both ends	
• Top					Screwless spring terminal for flexible cables, in particular for meter connecting cables acc. to DIN 43870-3
• Bottom					Box terminal, also for infeed to the busbar system, up to 100 A infeed current
<b>Conductor cross-sections</b>					
• Top and bottom, solid and stranded			mm <sup>2</sup>	2.5 ... 70	--
• Top and bottom, finely stranded			mm <sup>2</sup>	2.5 ... 50	--
• Top, finely stranded			mm <sup>2</sup>	--	2.5 ... 16
• Bottom, solid, stranded and finely stranded, with end sleeve			mm <sup>2</sup>	--	2.5 ... 50
<b>Storage temperature</b>			°C	-40 ... +70	
<b>Ambient temperature</b>			°C	-25 ... +55	

## SHU 5SP3 main miniature circuit breakers

## Selection and ordering data

$I_n$	Mounting width	DT	Article No. <a href="http://www.siemens.com/product?ArticleNo.">www.siemens.com/ product?Article No.</a>	Price per PU	PU (UNIT, SET, M)	PS*/P. unit	PG	Weight per PU approx.
A	MW <sup>1)</sup>							kg
<b>Main miniature circuit breakers, 1P, L1</b>								
For direct busbar mounting (spacing: 40 mm), no further accessories required								
16	1.5		<a href="#">5SP3716-2KK01</a>		1	1 unit	1AE	0.503
20			<a href="#">5SP3720-2KK01</a>		1	1 unit	1AE	0.483
25			<a href="#">5SP3725-2KK01</a>		1	1 unit	1AE	0.400
35			<a href="#">5SP3735-2KK01</a>		1	1 unit	1AE	0.511
40			<a href="#">5SP3740-2KK01</a>		1	1 unit	1AE	0.495
50			<a href="#">5SP3750-2KK01</a>		1	1 unit	1AE	0.511
63			<a href="#">5SP3763-2KK01</a>		1	1 unit	1AE	0.517
<b>Main miniature circuit breakers, 1P, L2</b>								
For direct busbar mounting (spacing: 40 mm), no further accessories required								
16	1.5		<a href="#">5SP3716-2KK02</a>		1	1 unit	1AE	0.473
20			<a href="#">5SP3720-2KK02</a>		1	1 unit	1AE	0.474
25			<a href="#">5SP3725-2KK02</a>		1	1 unit	1AE	0.474
35			<a href="#">5SP3735-2KK02</a>		1	1 unit	1AE	0.509
40			<a href="#">5SP3740-2KK02</a>		1	1 unit	1AE	0.476
50			<a href="#">5SP3750-2KK02</a>		1	1 unit	1AE	0.483
63			<a href="#">5SP3763-2KK02</a>		1	1 unit	1AE	0.509
<b>Main miniature circuit breakers, 1P, L3</b>								
For direct busbar mounting (spacing: 40 mm), no further accessories required								
16	1.5		<a href="#">5SP3716-2KK03</a>		1	1 unit	1AE	0.468
20			<a href="#">5SP3720-2KK03</a>		1	1 unit	1AE	0.466
25			<a href="#">5SP3725-2KK03</a>		1	1 unit	1AE	0.472
35			<a href="#">5SP3735-2KK03</a>		1	1 unit	1AE	0.489
40			<a href="#">5SP3740-2KK03</a>		1	1 unit	1AE	0.469
50			<a href="#">5SP3750-2KK03</a>		1	1 unit	1AE	0.488
63			<a href="#">5SP3763-2KK03</a>		1	1 unit	1AE	0.503
<b>Main miniature circuit breakers, 1P each 1 x L1, L2, L3, packaged as a set</b>								
For direct busbar mounting (spacing: 40 mm), no further accessories required								
16	3 x 1.5		<a href="#">5SP3716-2</a>		1	1 set	1AE	1.270
20			<a href="#">5SP3720-2</a>		1	1 set	1AE	1.310
25			<a href="#">5SP3725-2</a>		1	1 set	1AE	1.305
35			<a href="#">5SP3735-2</a>		1	1 set	1AE	1.341
40			<a href="#">5SP3740-2</a>		1	1 set	1AE	1.324
50			<a href="#">5SP3750-2</a>		1	1 set	1AE	1.309
63			<a href="#">5SP3763-2</a>		1	1 set	1AE	1.354
<b>Main miniature circuit breakers, 3 x 1P single-pole switching</b>								
For direct busbar mounting (spacing: 40 mm), no further accessories required								
16	4.5		<a href="#">5SP3816-2</a>		1	1 unit	1AE	1.256
20			<a href="#">5SP3820-2</a>		1	1 unit	1AE	1.281
25			<a href="#">5SP3825-2</a>		1	1 unit	1AE	1.256
35			<a href="#">5SP3835-2</a>		1	1 unit	1AE	1.277
40			<a href="#">5SP3840-2</a>		1	1 unit	1AE	1.284
50			<a href="#">5SP3850-2</a>		1	1 unit	1AE	1.262
63			<a href="#">5SP3863-2</a>		1	1 unit	1AE	1.303

1) 1 MW (modular width) = 18 mm.








# Miniature Circuit Breakers

## SHU 5SP3 main miniature circuit breakers

$I_n$	Mounting width MW <sup>1)</sup>	DT	Article No. <a href="http://www.siemens.com/product?ArticleNo.">www.siemens.com/ product?Article No.</a>	Price per PU	PU (UNIT, SET, M)	PS* P. unit	PG	Weight per PU approx. kg
<b>Acc. to DIN 0641-21 for mounting on 35 mm DIN rail</b>								
<b>Main miniature circuit breakers, 1P</b>								
	16	1.5	5SP3716-3		1	1 unit	1AE	0.350
	20		5SP3720-3		1	1 unit	1AE	0.350
	25		5SP3725-3		1	1 unit	1AE	0.350
	35		5SP3735-3		1	1 unit	1AE	0.444
	40		5SP3740-3		1	1 unit	1AE	0.444
	50		5SP3750-3		1	1 unit	1AE	0.479
	63		5SP3763-3		1	1 unit	1AE	0.350
<b>Main miniature circuit breakers, 3 x 1P</b>								
	16	4.5	5SP3816-3		1	1 unit	1AE	1.050
	20		5SP3820-3		1	1 unit	1AE	1.050
	25		5SP3825-3		1	1 unit	1AE	1.050
	35		5SP3835-3		1	1 unit	1AE	1.050
	40		5SP3840-3		1	1 unit	1AE	1.088
	50		5SP3850-3		1	1 unit	1AE	1.050
	63		5SP3863-3		1	1 unit	1AE	1.110
<b>Main miniature circuit breakers, 2P</b>								
	16	3	5SP3216-3		1	1 unit	1AE	0.700
	20		5SP3220-3		1	1 unit	1AE	0.700
	25		5SP3225-3		1	1 unit	1AE	0.700
	35		5SP3235-3		1	1 unit	1AE	0.700
	40		5SP3240-3		1	1 unit	1AE	0.700
	50		5SP3250-3		1	1 unit	1AE	0.700
	63		5SP3263-3		1	1 unit	1AE	0.700
<b>Main miniature circuit breakers, 3P</b>								
	16	4.5	5SP3316-3		1	1 unit	1AE	1.050
	20		5SP3320-3		1	1 unit	1AE	1.050
	25		5SP3325-3		1	1 unit	1AE	1.050
	35		5SP3335-3		1	1 unit	1AE	1.050
	40		5SP3340-3		1	1 unit	1AE	1.050
	50		5SP3350-3		1	1 unit	1AE	1.050
	63		5SP3363-3		1	1 unit	1AE	1.050
<b>Main miniature circuit breakers, 4P</b>								
	16	6	5SP3416-3		1	1 unit	1AE	1.400
	20		5SP3420-3		1	1 unit	1AE	1.400
	25		5SP3425-3		1	1 unit	1AE	1.400
	35		5SP3435-3		1	1 unit	1AE	1.400
	40		5SP3440-3		1	1 unit	1AE	1.400
	50		5SP3450-3		1	1 unit	1AE	1.400
	63		5SP3463-3		1	1 unit	1AE	1.400

<sup>1)</sup> 1 MW (modular width) = 18 mm.

## SHU 5SP3 main miniature circuit breakers

$I_n$	Mounting width	DT	Article No. <a href="http://www.siemens.com/product?Article No.">www.siemens.com/ product?Article No.</a>	Price per PU	PU (UNIT, SET, M)	PS* / P. unit	PG	Weight per PU approx.
A	MW <sup>1)</sup>							kg
	<b>Main miniature circuit breakers, 1P</b> For mounting on standard mounting rail, busbar (spacing: 40 mm, with 5ST1 busbar adapter), or for screw fixing 80 100		<b>5SP3780</b> <b>5SP3791</b>		1 1	1 unit 1 unit	1AE 1AE	0.515 0.529
	<b>Main miniature circuit breakers, 3 x 1P</b> Premounted on 5ST1324 busbar adapter; can be clipped onto busbars (spacing: 40 mm); including three 5ST1323 transparent operating protective covers 80 100	6	<b>5SP3780-1</b> <b>5SP3791-1</b>		1 1	1 set 1 set	1AE 1AE	1.785 1.857
	<b>Mounting plates</b> For mounting on standard mounting rails according to EN 50022 For 1 or 2 standard mounting rails, universal application, tier spacing 125 mm ▶		<b>5ST1322</b>		1	10 units	1AE	0.030
	<b>Busbar adapters for 5SP37.. and 5SP37..-1</b> Suitable for busbar spacing 40 mm can be equipped with 3 selective main miniature circuit breakers		<b>5ST1328</b>		1	1 unit	1AE	0.250
	<b>Breaker blocking covers for 5SP37.. and 5SP37..-1</b> To prevent manual switching OFF		<b>5ST1318</b>		1	10 units	1AE	0.003
	<b>Operating protective covers, transparent, for 5SP37.. and 5SP37..-1</b> Multiple locking options against accidental and intentional operation • Padlocks • Phillips screwdrivers • Special wrenches (Antilux) • These can be installed by the operator or the power utility		<b>5ST1323</b>		1	3 units	1AE	0.011
	<b>Terminal covers for 5SP37.. and 5SP37..-1</b> 2 units required per device Terminal covers in compliance with cladding dimensions acc. to DIN 43880		<b>5ST1316</b>		1	6 units	1AE	0.004

<sup>1)</sup> 1 MW (modular width) = 18 mm.

## Miniature Circuit Breakers

### Notes

3